

BRITISH LIBRARY
-2 SEP 1949
OF POLITICAL AND
ECONOMIC SCIENCE.

(1) S [42(HA 301)]
(2) 42(R415)



MINISTRY OF HEALTH
DEPARTMENT OF HEALTH FOR SCOTLAND

HOUSING SUMMARY

31st July, 1949

*Presented by the Minister of Health and the Secretary of
State for Scotland to Parliament
by Command of His Majesty
August 1949*

LONDON
HIS MAJESTY'S STATIONERY OFFICE

ONE PENNY NET

Cmd. 7769

Total Provision of Housing Accommodation in Great Britain as at 31st July, 1949


SUMMARY

The total number of new houses, flats, and other family units of accommodation provided under the post-war housing programme has been as follows:—

| | At 31st July, 1949 | | | For the month of July, 1949 | | |
|---|--------------------|---------------|------------------|-----------------------------|--------------|---------------|
| | England and Wales | Scotland | Great Britain | England and Wales | Scotland | Great Britain |
| New Permanent Houses | | | | | | |
| Local Authorities | 356,155 | 48,657* | 404,812 | 10,475 | 1,427* | 11,902 |
| Private Builders | 85,674 | 4,175 | 89,849 | 1,686 | 117 | 1,803 |
| Housing Associations | 3,655 | 90 | 3,745 | 111 | 4 | 115 |
| Government Departments | 5,533 | 345 | 5,878 | 336 | 23 | 359 |
| Rebuilding war destroyed houses— | | | | | | |
| Local Authorities | 7,940 | 739 | 8,679 | 64 | 6 | 70 |
| Under Licence | 28,438 | 130 | 28,568 | 378 | 7 | 385 |
| Total | 487,395 | 54,136 | 541,531 | 13,050 | 1,584 | 14,634 |
| Temporary Houses | | | | | | |
| Local Authorities | 124,455 | 32,156 | 156,611 | — | — | — |
| Government Departments | 515 | 20 | 535 | — | — | — |
| Use of Existing Premises | | | | | | |
| Conversions and adaptations— | | | | | | |
| Local Authorities | 43,314 | 81 | 43,395 | 233 | — | 233 |
| Under Licence | 71,188 | 4,570 | 75,758 | 832 | 49 | 881 |
| Government Departments | 571 | 166 | 737 | 6 | — | 6 |
| Repair of unoccupied war damaged dwellings— | | | | | | |
| Local Authorities | 108,876 | — | 108,876 | 46 | — | 46 |
| Under Licence | 31,284 | — | 31,284 | 227 | — | 227 |
| Requisitioned Properties | 25,294 | 3,556 | 28,850 | —185 | —10 | —195 |
| Temporary huts | 3,136 | — | 3,136 | — | — | — |
| Service Camps— | | | | | | |
| Local Authorities | 20,517 | 3,309 | 23,826 | — 54 | — | — 54 |
| Government Departments | 225 | 726 | 951 | — | 2 | 2 |
| Grand Total | 916,770 | 98,720 | 1,015,490 | 14,155 | 1,625 | 15,780 |

* Includes houses completed by Scottish Special Housing Association.

BRITISH LIBRARY
-4 OCT 1949
OF POLITICAL AND
ECONOMIC SCIENCE,



1) S [42 (HA 300)]
2) 42 (R415)

MINISTRY OF HEALTH
DEPARTMENT OF HEALTH FOR SCOTLAND

HOUSING SUMMARY

31st August, 1949

Presented by the Minister of Health and the Secretary of State for Scotland to Parliament
by Command of His Majesty
September 1949

LONDON
HIS MAJESTY'S STATIONERY OFFICE

ONE PENNY NET

Total Provision of Housing Accommodation in Great Britain as at 31st August, 1949

SUMMARY

The total number of new houses, flats, and other family units of accommodation provided under the post-war housing programme has been as follows:—

| | At 31st August, 1949 | | | For the month of August, 1949 | | |
|---|----------------------|----------------|------------------|-------------------------------|--------------|---------------|
| | England and Wales | Scotland | Great Britain | England and Wales | Scotland | Great Britain |
| New Permanent Houses and Flats | | | | | | |
| Local Authorities | 366,625 | 49,999* | 416,624 | 10,470 | 1,342* | 11,812 |
| Private Builders | 87,419 | 4,251 | 91,670 | 1,745 | 76 | 1,821 |
| Housing Associations | 3,740 | 94 | 3,834 | 85 | 4 | 89 |
| Government Departments | 5,803 | 397 | 6,200 | 270 | 52 | 322 |
| Rebuilding war destroyed houses— | | | | | | |
| Local Authorities | 7,979 | 745 | 8,724 | 39 | 6 | 45 |
| Under Licence | 28,890 | 145 | 29,035 | 452 | 15 | 467 |
| Total | 500,456 | 55,631 | 556,087 | 13,061 | 1,495 | 14,556 |
| Temporary Houses | | | | | | |
| Local Authorities | 124,455 | 32,156 | 156,611 | — | — | — |
| Government Departments | 515 | 20 | 535 | — | — | — |
| Use of Existing Premises | | | | | | |
| Conversions and adaptations— | | | | | | |
| Local Authorities | 43,582 | 81 | 43,663 | 268 | — | 268 |
| Under Licence | 72,042 | 4,652 | 76,694 | 854 | 82 | 936 |
| Government Departments | 647 | 172 | 819 | 76 | 6 | 82 |
| Repair of unoccupied war damaged dwellings— | | | | | | |
| Local Authorities | 108,952 | — | 108,952 | 76 | — | 76 |
| Under Licence | 31,543 | — | 31,543 | 259 | — | 259 |
| Requisitioned Properties | 25,111 | 3,549 | 28,660 | — 183 | — 7 | — 190 |
| Temporary huts | 3,113 | — | 3,113 | — 23 | — | — 23 |
| Service Camps— | | | | | | |
| Local Authorities | 20,593 | 3,373 | 23,966 | 76 | 64 | 140 |
| Government Departments | 225 | 834 | 1,059 | — | 108 | 108 |
| Grand Total | 931,234 | 100,468 | 1,031,702 | 14,464 | 1,748 | 16,212 |

* Includes houses completed by Scottish Special Housing Association.

BRITISH LIBRARY
-4 NOV 1949
OF POLITICAL AND
ECONOMIC SCIENCE.

(1) 5 [42 (HA 301)]
(2) 42 (R 415)



MINISTRY OF HEALTH

Housing Return for England and Wales 30th September, 1949

*Presented by the Minister of Health to Parliament
by Command of His Majesty
November 1949*

LONDON
HIS MAJESTY'S STATIONERY OFFICE

NINEPENCE NET

Cmd. 7808

Total Provision of Housing Accommodation in Great Britain as at 30th September, 1949

SUMMARY

The total number of new houses, flats, and other family units of accommodation provided under the post-war housing programme has been as follows:—

| | At 30th September, 1949 | | | For the month of September, 1949 | | |
|---|-------------------------|----------------|------------------|----------------------------------|--------------|---------------|
| | England and Wales | Scotland | Great Britain | England and Wales | Scotland | Great Britain |
| New Permanent Houses and Flats | | | | | | |
| Local Authorities | 378,276 | 52,230* | 430,506 | 11,651 | 2,231* | 13,882 |
| Private Builders | 89,467 | 4,316 | 93,783 | 2,048 | 65 | 2,113 |
| Housing Associations | 3,805 | 98 | 3,903 | 65 | 4 | 69 |
| Government Departments | 6,155 | 449 | 6,604 | 352 | 52 | 404 |
| Rebuilding war destroyed dwellings— | | | | | | |
| Local Authorities | 8,051 | 745 | 8,796 | 72 | — | 72 |
| Under Licence | 29,248 | 146 | 29,394 | 358 | 1 | 359 |
| Total | 515,002 | 57,984 | 572,986 | 14,546 | 2,353 | 16,899 |
| Temporary Houses | | | | | | |
| Local Authorities | 124,455 | 32,156 | 156,611 | — | — | — |
| Government Departments | 515 | 20 | 535 | — | — | — |
| Use of Existing Premises | | | | | | |
| Conversions and Adaptations— | | | | | | |
| Local Authorities | 43,904 | 83 | 43,987 | 322 | 2 | 324 |
| Under Licence | 72,876 | 4,732 | 77,608 | 834 | 80 | 914 |
| Government Departments | 652 | 175 | 827 | 5 | 3 | 8 |
| Repair of unoccupied war damaged dwellings— | | | | | | |
| Local Authorities | 109,004 | — | 109,004 | 52 | — | 52 |
| Under Licence | 31,891 | — | 31,891 | 348 | — | 348 |
| Requisitioned Properties | 24,861 | 3,537 | 28,398 | —250 | —12 | —262 |
| Temporary huts | 3,082 | — | 3,082 | —31 | — | —31 |
| Service Camps— | | | | | | |
| Local Authorities | 20,557 | 3,273 | 23,830 | —36 | —100 | —136 |
| Government Departments | 225 | 943 | 1,168 | — | 109 | 109 |
| Grand Total | 947,024 | 102,903 | 1,049,927 | 15,790 | 2,435 | 18,225 |

* Includes houses completed by Scottish Special Housing Association.

Housing Return for England and Wales as at 30th September, 1949

The figures in this return show the position up to 30th September, 1949, and relate from 1st April, 1945. The return includes an Appendix A giving general tables relating to England and Wales as a whole and to various subdivisions by types of authority and by geographical distribution.

A detailed statement for each of the 1,470 housing authorities will shortly be published as a separate document (Appendix B).

TOTAL PROVISION OF HOUSING ACCOMMODATION

The total number of new permanent houses, flats, temporary houses and other family units of accommodation provided has been as follows:—

| | At 30th June, 1949 | At 30th Sept., 1949 | Increase |
|--|--------------------|---------------------|---------------|
| New Permanent Houses (a) | | | |
| Local Authorities | 345,680 | 378,276 | 32,596 |
| Private Builders | 83,988 | 89,467 | 5,479 |
| Housing Associations | 3,544 | 3,805 | 261 |
| Government Departments | 5,197 | 6,155 | 958 |
| Rebuilding of war destroyed houses— | | | |
| Local Authorities | 7,876 | 8,051 | 175 |
| Private Builders under licence | 28,060 | 29,248 | 1,188 |
| | 474,345 | 515,002 | 40,657 |
| Temporary Houses | | | |
| Local Authorities | 124,455 | 124,455 | — |
| Government Departments | 515 | 515 | — |
| Use of Existing Premises | | | |
| Conversion and adaptation of existing premises— | | | |
| Local Authorities | 43,081 | 43,904 | 823 |
| Private Builders under licence (b) | 70,356 | 72,876 | 2,520 |
| Government Departments | 565 | 652 | 87 |
| Repair of unoccupied (i.e., severely damaged) war damaged dwellings— | | | |
| Local Authorities | 108,830 | 109,004 | 174 |
| Private Builders under licence (b) | 31,057 | 31,891 | 834 |
| | 253,889 | 258,327 | 4,438 |
| Unoccupied houses requisitioned for residential purposes | 25,479 | 24,861 | —618 |
| Temporary Huts (c) | 3,136 | 3,082 | —54 |
| Service Camps— | | | |
| Local Authorities | 20,571 | 20,557 | —14 |
| Government Departments | 225 | 225 | — |
| Grand Total | 902,615 | 947,024 | 44,409 |

(a) Throughout this Return "Permanent houses" includes flats.

(b) Relates to accommodation provided since 1st April, 1946.

(c) All in the London Region.

Besides the total provision of additional accommodation as set out above, 775,000 dwellings which were damaged during the war but not so severely as to be unfit for occupation have been repaired by local authorities since April, 1945. The number repaired by private builders under licence is not known.

See Appendix A, Summary Tables A and B.

HOUSES UNDER CONSTRUCTION

The number of new permanent houses and flats under construction at 30th June, 1949, and at 30th September, 1949, was as follows:—

| | At 30th June, 1949 | At 30th Sept., 1949 | Increase or decrease |
|---------------------------------------|--------------------------|---------------------------|-------------------------|
| New Permanent Houses | | | |
| Local Authorities— | | | |
| Other than Aluminium | 127,539 | 134,740 | 7,201 |
| Private Builders | 19,077 | 20,263 | 1,186 |
| Housing Associations | 1,113 | 1,299 | 186 |
| Government Departments | 3,976 | 4,166 | 190 |
| Rebuilding of war destroyed houses— | | | |
| Local Authorities | 424 | 310 | — 114 |
| Private Builders under licence | 3,849 | 3,268 | — 581 |
| | <u>155,978</u> | <u>164,046</u> | <u>8,068</u> |
| Aluminium | 354 | 24 | — 330 |
| | <u>156,332</u> | <u>164,070</u> | <u>7,738</u> |

See Appendix A, Summary Table C.

ACQUISITION AND DEVELOPMENT OF PERMANENT HOUSING SITES—LOCAL AUTHORITIES

The position at 30th September, 1949, compared with that at 31st July, 1945, and that at 30th June, 1949, was as follows:—

| | 31st July, 1945 | 30th June, 1949 | 30th Sept., 1949 |
|---|--------------------|--------------------|---------------------|
| Sites of which right of entry obtained | 305,230 | 884,248 | 913,633 |
| Site development begun | 107,825 | 391,631 | 409,053 |
| Site development completed | — | 314,764 | 333,874 |
| Development concurrent with erection of dwellings—layout plans approved... .. | — | 340,913 | 356,998 |

See Appendix A, Table 1.

|| Estimated.

PERMANENT HOUSES—LOCAL AUTHORITIES

The following figures show the progress made on the construction of permanent houses by Local Authorities by 30th September, 1949, compared with 31st July, 1945, and 30th June, 1949. Non-Traditional houses other than permanent aluminium houses, and experimental houses erected by the Ministry of Works have been included:—

| | 31st July, 1945 | 30th June, 1949 | 30th Sept., 1949 |
|---|--------------------|--------------------|---------------------|
| Tenders authorised to be obtained | 21,687 | 540,569 | 578,212 |
| Tenders approved | 731 | 504,487 | 547,652 |
| Tenders rejected | Nil | 25,964 | 27,111 |
| Houses—construction begun | Nil | 460,112 | 499,563 |
| Houses under construction at end of period | Nil | 127,539 | 134,740 |
| Houses completed | Nil | 332,573 | 364,823 |

The figures shown above do not include houses built in replacement of those destroyed during the war, which are shown separately on page 7.

Appendix A, Table 2, contains information in respect of building schemes for all permanent houses, except permanent aluminium houses. This information is shown in Tables 2 (a) and 2 (b) for traditional and non-traditional types respectively, the sum of these two Tables being shown at Table 2.

PERMANENT NON-TRADITIONAL HOUSES—LOCAL AUTHORITIES (except Permanent Aluminium Houses)

With the object of accelerating the rate at which houses can be erected a number of methods of house construction have been evolved which, for ease of reference, are known as “non-traditional”. In Appendix A, Table 8, a list of the main types is given, together with details regarding the numbers of each type for which tenders have been approved and the numbers completed. Information regarding the development of sites and the preparation of housing schemes for non-traditional houses is included in the figures shown in Appendix A, Tables 1, 2, 6 and 7, and is shown in detail in Table 2b.

The position as at 30th September, 1949, compared with that at 30th June, 1949, was as follows:—

| | 30th June, 1949 | 30th Sept., 1949 |
|---|--------------------|---------------------|
| Tenders approved | 108,908 | 112,708 |
| Houses—construction begun | 102,369 | 107,588 |
| Houses under construction at end of period | 18,294 | 17,473 |
| Houses completed | 84,075 | 90,115 |

See Appendix A, Tables 2b and 8.

PERMANENT ALUMINIUM HOUSES—LOCAL AUTHORITIES

Since the erection of permanent Aluminium houses does not make the same calls on building labour and materials as do other houses, details in respect of this type are shown separately.

The position at 30th September, 1949, compared with that at 30th June, 1949, was as follows:—

| | 30th June, 1949 | 30th Sept., 1949 |
|---|--------------------|---------------------|
| Tenders approved | 13,461 | 13,461 |
| Houses—construction begun | 13,461 | 13,461 |
| Houses under construction at end of period, including slabbing | 354 | 8 |
| Houses completed | 13,107 | 13,453 |

See Appendix A, Table 2c.

TEMPORARY HOUSES

The total number of temporary houses allocated to local authorities was 124,455 and the programme was completed in December, 1948. In addition, 515 temporary houses were allocated to Government Departments. This programme was completed in January, 1949.

PERMANENT HOUSES—PRIVATE BUILDERS

The number of houses on licences issued to private persons and the number of houses completed have been as follows up to the end of June and September 1949, respectively:—

| | 30th June, 1949 | 30th Sept., 1949 |
|---|--------------------|---------------------|
| Number of houses on licences issued | 108,263 | 114,503 |
| Houses—construction begun | 103,065 | 109,730 |
| Houses under construction at end of period | 19,077 | 20,263 |
| Houses completed | 83,988 | 89,467 |

See Appendix A, Table 3a.

The figures shown above do not include houses built in replacement of those destroyed during the war, which are shown separately on page 7. In addition to the houses on licences issued, approval has been given for 1,377 houses to be built under Section 3 of the Housing (Financial Provisions) Act, 1938, and 129 houses were approved prior to 1st February, 1947, on which the work was to be done without valuable consideration; these houses are, however, included in the numbers of houses under construction and completed that are shown above.

The total number of houses on licences issued has been arrived at after allowing for those licences notified as having lapsed.

PERMANENT HOUSES—HOUSING ASSOCIATIONS

The number of houses to be built under agreement with local authorities or on licences issued and the number of houses completed to the end of June, and September, 1949, respectively, have been as follows:—

| | 30th June, 1949 | 30th Sept., 1949 |
|---|--------------------|---------------------|
| Number of houses under agreement with local authorities | 5,646 | 6,037 |
| Number of houses on licences issued | 163 | 163 |
| Houses—construction begun | 4,657 | 5,104 |
| Houses under construction at end of period | 1,113 | 1,299 |
| Houses completed | 3,544 | 3,805 |

See Appendix A, Table 3b.

HOUSING BY GOVERNMENT DEPARTMENTS

The construction of houses and the conversion or adaptation of premises into family units of accommodation is authorised by Government Departments for the families of police, prison staffs, the Defence Services and other Government employees. The number of new permanent houses for which tenders have been approved, the number under construction and the number completed to the end of June and September, 1949, respectively, have been as follows:—

| | 30th June, 1949 | 30th Sept., 1949 |
|---|--------------------|---------------------|
| Tenders approved | 10,866 | 12,216 |
| Houses—construction begun | 8,992 | 10,140 |
| Houses under construction at end of period | 3,976 | 4,166 |
| Houses completed | 5,016 | 5,974 |

In addition to the number of houses shown above tenders have been approved for the erection of 201 permanent Aluminium houses of which 181 had been completed and 16 were under construction by the 30th September.

The number of family units of accommodation provided by the conversion or adaptation of existing premises to the end of September was 652.

REBUILDING OF WAR DESTROYED HOUSES

The rebuilding of war destroyed houses by private builders can be undertaken only under licence. Rebuilding by Local Authorities can be begun with the approval of the Ministry of Health and War Damage Commission. The position at the end of September, 1949, compared with that at the end of June, 1949, was as follows:—

| | 30th June, 1949 | 30th Sept., 1949 |
|---|--------------------|---------------------|
| Local Authorities—Houses approved | 8,353* | 8,398 |
| Private Builders—Houses on licences issued | 32,641 | 33,099 |
| Houses—construction begun— | | |
| Local Authorities | 8,300 | 8,361 |
| Private builders | 31,909 | 32,516 |
| Houses under construction at end of period— | | |
| Local Authorities | 424 | 310 |
| Private builders | 3,849 | 3,268 |
| Houses completed— | | |
| Local Authorities | 7,876 | 8,051 |
| Private builders | 28,060 | 29,248 |

See Appendix A, Table 4a.
* Revised.

USE OF EXISTING PREMISES

Apart from new building, additional accommodation for family units has also been provided by Local Authorities and by private builders under licence by the repair or adaptation of existing premises.

Information relating to accommodation provided by private builders under licence became available for the first time in April, 1946. That in respect of the repair of unoccupied war damaged dwellings may be incomplete for a few Local Authorities and the figures quoted are subject to adjustment. The position at the end of September, 1949, was as follows:—

| | On contracts let | | | |
|--|--|---------------------------------------|---------------------|----------------------------------|
| | 1st January, 1946, to 30th Sept., 1949 | 1st January, 1946, to 30th June, 1949 | July to Sept., 1949 | Total April, 1945 to Sept., 1949 |
| <i>Local Authorities</i> | | | | |
| Conversions and adaptations | 34,680 | 34,475 | 823 | 43,904 |
| Repair of unoccupied war-damaged dwellings ... | 35,926 | 48,013 | 174 | 109,004 |
| | On licences issued | | | |
| | 1st January, 1946, to 30th Sept., 1949 | 1st April, 1946, to 30th June, 1949 | July to Sept., 1949 | Total April, 1946 to Sept., 1949 |
| <i>Private Builders under licence</i> | | | | |
| Conversions and adaptations | 83,781 | 70,356 | 2,520 | 72,876 |
| Repair of unoccupied war-damaged dwellings ... | 61,439 | 31,057 | 834 | 31,891 |

See Appendix A, Tables 4b and 5.

|| Estimate.

OTHER HOUSING ACCOMMODATION

A total of 32,470 flats and houses of less than 12 rooms was released from occupation by the Services and Government Departments over the period 1st May, 1945, to 30th September, 1949. Some of the dwellings on release were taken over by the Local Authorities.

The total number of requisitioned dwellings held by Local Authorities for residential purposes was 93,287 at the end of September; of these 60,692 were situated in the London region.

Between 1st April, 1945, and 30th June, 1949, there was a net increase in unoccupied houses requisitioned by Local Authorities for residential purposes of 25,479 and a net decrease of 618 in July-September, 1949, making a net increase of 24,861 houses in the 54 months to 30th September, 1949.

SERVICE CAMPS—TEMPORARY ACCOMMODATION

In addition to accommodation referred to above, there were at 30th September, 1949, 23,361 families occupying accommodation in 1,454 camps redundant to the needs of the Services or Government Departments, which had been offered to Local Authorities for housing purposes and were considered suitable for those purposes. In the main these camps had been taken over by Local Authorities as part of their pool of housing accommodation or were being managed by them on behalf of the Ministry of Health.

Those family units of accommodation included in the number quoted above that are shown in the Summary on page 3, are at least up to the standard of the temporary accommodation already included in the Summary.

Accommodation for a further 750 families was occupied in 96 camps which are still required for Government purposes, or are unsuitable for housing, or are still subject to decision as to their future use.

Accommodation in camps remaining under the control of Service Departments has been provided for 225 families of men serving in the Forces.

HOUSES LET TO COAL MINERS AND AGRICULTURAL WORKERS

The number of new permanent and temporary houses built by Local Authorities that have been let to miners and agricultural workers up to the end of September, 1949, was as follows:—

| | Coal Miners | | Agricultural Workers | |
|------------------------------|----------------------------|-----------------------------|----------------------|------------------|
| | Permanent Houses Aluminium | Permanent Houses All others | Temporary Houses | Temporary Houses |
| July-September, 1949 ... | 143 | 1,917 | — | 1,763 |
| Total to end September, 1949 | 6,921 | 23,247 | 2,508 | 19,176 |

The total number of houses let to agricultural workers and coal miners relate from 1st April, 1945, and 1st April, 1947, respectively.

HOUSING LABOUR FORCE

The estimate of 196,000 operatives aged 16 and over employed on the construction of new houses in England and Wales at the end of September may be incomplete and, therefore, subject to adjustment. It should be noted that this estimate relates to operatives engaged both on the construction of permanent houses and on the preparation of housing sites.

See Appendix A, Table 9.

SOFTWOOD TIMBER

Details of imports and home production of softwood timber are included in Appendix A, and relate to the United Kingdom as a whole. It should be noted that supplies are utilised not only for the construction of new dwellings but also for repairs and building work other than house building.

See Appendix A, Table 10.

APPENDIX A—NOTES

The material contained in this Return is derived from a census of the housing position at 31st December, 1945, and the reports of subsequent progress completed by the Local Authorities. Certain information is obtained from Government Departments. Reports of progress in September were due to be received by the 5th October, 1949. Reports received after 14th October arrived too late to be included in the figures shown in this report. By 14th October, 1949, 1,454 reports had been received.

Classification of Urban and Rural Authorities

The classification of Urban Authorities other than the L.C.C. and Metropolitan Boroughs into Large Towns and Cities, Medium Towns and Cities and Small Towns has been made in terms of population. The classification has been made as follows based on the estimated population at mid-1939 as returned by the Registrar General.

| | | |
|-------------------------|--------|------------------------------|
| Large Towns and Cities | | over 75,000 |
| Medium Towns and Cities | | over 25,000 and up to 75,000 |
| Small Towns | | 25,000 and under |

The Rural Authorities comprise all Rural District Councils.

The total population of England and Wales as at mid-1939 is divided between the various groups of cities and towns and Rural Authorities as follows:—

| | <i>Number of Housing Authorities</i> | <i>Estimated Population</i> | <i>Percentage of total in England and Wales</i> |
|----------------------------------|--------------------------------------|-----------------------------|---|
| Urban Areas | | | |
| Large Towns and Cities | 81 | 14,655,000 | 35·3 |
| Medium Towns and Cities | 218 | 9,116,000 | 22·0 |
| Small Towns | 665 | 6,399,000 | 15·4 |
| L.C.C. and Metropolitan Boroughs | 30 | 4,013,000 | 9·7 |
| Rural Authorities | 476 | 7,277,000 | 17·6 |
| Total | 1,470 | 41,460,000 | 100·0 |

Regions

The description and composition of the Regions are as follows:—

| | | |
|------------------------------|--------|---|
| <i>Northern</i> | | Cumberland, Durham, Northumberland, Westmorland and the North Riding of Yorkshire. |
| <i>East and West Ridings</i> | | The East and West Ridings of Yorkshire. |
| <i>North Midlands</i> | | Derbyshire (except the High Peak District), Leicestershire, Lincolnshire, Northamptonshire (including the Soke of Peterborough), Nottinghamshire and Rutland. |
| <i>Eastern</i> | | Bedfordshire, Cambridgeshire (including the Isle of Ely), Essex, Hertfordshire, Huntingdonshire, Norfolk and Suffolk, except such parts of Essex and Hertfordshire as are within the London Region. |

| | | |
|----------------------|--------|---|
| <i>London</i> | | London (Administrative County), Middlesex and parts of Kent, Essex, Hertfordshire and Surrey. |
| <i>Southern</i> | | Berkshire, Buckinghamshire, Dorset, Hampshire (including the Isle of Wight) and Oxfordshire. |
| <i>South Western</i> | | Cornwall, Devon, Gloucestershire, Somerset and Wiltshire and Isles of Scilly. |
| <i>Wales</i> | | The whole of Wales and Monmouthshire. |
| <i>Midlands</i> | | Herefordshire, Shropshire, Staffordshire, Warwickshire and Worcestershire. |
| <i>North Western</i> | | Cheshire, Lancashire and the High Peak District of Derbyshire. |
| <i>South Eastern</i> | | Sussex, Kent and Surrey except such parts of Kent and Surrey as are within the London Region. |

The total population of England and Wales as at mid-1939 is divided between the Regions as follows:—

| | <i>Number of Housing Authorities</i> | <i>Population at Mid-1939</i> | <i>Percentage of total in England and Wales</i> |
|------------------------------|--------------------------------------|-------------------------------|---|
| <i>Northern</i> | 123 | 3,003,100 | 7·3 |
| <i>East and West Ridings</i> | 118 | 3,975,700 | 9·6 |
| <i>North Midlands</i> | 131 | 3,065,100 | 7·4 |
| <i>Eastern</i> | 159 | 2,691,400 | 6·5 |
| <i>London</i> | 96 | 8,746,500 | 21·1 |
| <i>Southern</i> | 109 | 2,317,400 | 5·6 |
| <i>South Western</i> | 168 | 2,672,700 | 6·5 |
| <i>Wales</i> | 168 | 2,465,200 | 5·9 |
| <i>Midlands</i> | 121 | 3,986,500 | 9·6 |
| <i>North Western</i> | 178 | 6,236,500 | 15·0 |
| <i>South Eastern</i> | 99 | 2,299,900 | 5·5 |
| Total | 1,470 | 41,460,000 | 100·0 |

Tables 6 and 7

Table 6 shows the numbers of sites at different stages from the initial stage of selection to the stage when the site is available for construction. Table 7 shows the number of houses at different stages towards completion beginning with the preparation of house plans.

Between the selection of the site and the completion of houses ready for occupation there is a long chain of events equivalent to the "pipeline" of materials and components of mass production in the engineering industry.

In general a proposal to use a site for housing requires consideration from the point of view of regional and town planning, local transport facilities and so on. The site has then to be acquired, a layout agreed, and roads, sewers and other services provided. The actual construction of the houses themselves is the final process in the chain of production, which also, of course, comprises the fabrication of building materials and components ready for use.

Many of the initial stages in the erection of houses such as the preparation of house plans, bills of quantities and the chain of events leading to the acceptance of a tender are, in many cases, undertaken concurrently with the work of developing the corresponding sites.

SUMMARY TABLE "A"

TOTAL PROVISION OF HOUSING ACCOMMODATION IN ENGLAND AND WALES

Unit = Number of Dwellings and Family Units of Accommodation

| (1) | (2) | (3) | (4) | (5) | (6) | (7) | (8) | (9) |
|---------------------------------------|---------|---------|---------|---------|-------|--------|--------|---------|
| A. Number in specified periods | | | | | | | | |
| Total to end | | | | | | | | |
| December, 1945 | 1,445 | 8,939 | 8,606 | 60,817 | 2,822 | ... | 15,078 | 97,707 |
| Jan.-Dec., 1946 | 51,090 | 70,931 | 35,994 | 46,420 | 658 | 9,241 | 10,233 | 224,567 |
| Jan.-Dec., 1947 | 127,541 | 34,351 | 35,027 | 19,774 | — | 4,967 | 2,464 | 224,124 |
| Jan.-June, 1948 | 103,111 | 9,216 | 14,963 | 5,621 | — | 3,785 | —320 | 136,376 |
| July-Sept., | 52,010 | 1,246 | 7,607 | 2,389 | — | 1,064 | —493 | 63,823 |
| Oct.-Dec., | 51,284 | 284 | 4,703 | 1,789 | — | 692 | —434 | 58,318 |
| Jan.-Mar., 1949 | 46,257 | 3 | 3,546 | 1,767 | — | 626 | —551 | 51,648 |
| Apr.-June, | 41,607 | — | 3,556 | 1,310 | —344 | 421 | —498 | 46,052 |
| July-Sept., | 40,657 | — | 3,430 | 1,008 | —54 | —14 | —618 | 44,409 |
| Total to end September ... | 515,002 | 124,970 | 117,432 | 140,895 | 3,082 | 20,782 | 24,861 | 947,024 |

B. Total to end September classified by Urban and Rural Areas

| Urban Areas | | | | | | | | |
|----------------------------------|---------|--------|--------|--------|-----|-----|-----|-----|
| Large Towns and Cities | 136,175 | 52,351 | 25,030 | 40,715 | ... | ... | ... | ... |
| Medium Towns and Cities | 124,278 | 29,931 | 25,200 | 19,833 | ... | ... | ... | ... |
| Small Towns | 112,311 | 17,465 | 18,925 | 5,088 | ... | ... | ... | ... |
| L.C.C. and Metropolitan Boroughs | 30,812 | 15,225 | 25,096 | 73,238 | ... | ... | ... | ... |
| Rural Authorities | 111,426 | 9,998 | 23,181 | 2,021 | ... | ... | ... | ... |

C. Total to end September classified by Regions

| Region | | | | | | | | |
|---------------------------|--------|--------|--------|---------|-------|-------|-------|---------|
| Northern ... | 46,083 | 8,110 | 3,492 | 223 | — | 1,651 | 218 | 59,777 |
| East and West Ridings ... | 40,019 | 11,578 | 5,460 | 2,222 | — | 1,241 | 806 | 61,326 |
| North Midlands | 47,640 | 6,971 | 5,271 | 512 | — | 4,664 | 897 | 65,955 |
| Eastern... | 46,572 | 8,266 | 7,505 | 3,378 | — | 1,499 | 3,247 | 70,467 |
| London ... | 78,471 | 29,403 | 42,035 | 112,800 | 3,082 | 1,249 | 9,490 | 276,530 |
| Southern ... | 37,945 | 8,490 | 11,453 | 3,942 | — | 2,059 | 2,382 | 66,271 |
| South Western | 38,480 | 9,469 | 11,603 | 2,179 | — | 2,424 | 2,954 | 67,109 |
| Wales ... | 28,879 | 7,239 | 3,335 | 485 | — | 1,755 | 507 | 42,200 |
| Midlands ... | 52,857 | 12,544 | 4,249 | 447 | — | 1,112 | 712 | 71,921 |
| North Western | 61,304 | 16,061 | 6,824 | 2,431 | — | 1,404 | 815 | 88,839 |
| South Eastern... | 36,752 | 6,839 | 16,205 | 12,276 | — | 1,724 | 2,833 | 76,629 |

New Permanent Houses (Column (2)) includes war destroyed houses rebuilt.

Information regarding accommodation provided in Service Camps and Requisitioned Properties classified by Urban and Rural Areas is not available.

The provision of accommodation in Requisitioned Properties shown in Section A, Col. (8), represents the net number provided during each period.

|| Estimate.

SUMMARY TABLE "B"

PERMANENT HOUSING—CONSTRUCTION COMPLETED IN ENGLAND AND WALES

Unit = Number of Dwellings

| (1) | (2) | (3) | (4) | (5) | (6) | (7) | (8) | (9) |
|---------------------------------------|--------|---------|--------|-------|-------|-------|--------|---------|
| A. Number in specified periods | | | | | | | | |
| Total to end | | | | | | | | |
| December, 1945 | — | 366 | 901 | — | — | 142 | 36 | 1,445 |
| Jan.-Dec., 1946 | — | 18,633 | 26,780 | 96 | 72 | 2,569 | 2,940 | 51,090 |
| Jan.-Dec., 1947 | 138 | 83,477 | 30,202 | 860 | 488 | 2,952 | 9,424 | 127,403 |
| Jan.-June, 1948 | 3,318 | 78,671 | 11,612 | 793 | 795 | 1,205 | 6,717 | 99,793 |
| July-Sept., | 2,921 | 40,364 | 4,070 | 505 | 809 | 313 | 3,028 | 49,089 |
| Oct.-Dec., | 3,014 | 40,734 | 3,200 | 519 | 902 | 332 | 2,583 | 48,270 |
| Jan.-Mar., 1949 | 2,576 | 37,465 | 3,010 | 393 | 885 | 190 | 1,738 | 43,681 |
| Apr.-June, | 1,321 | 32,863 | 4,213 | 378 | 1,065 | 173 | 1,594 | 40,286 |
| July-Sept., | 346 | 32,250 | 5,479 | 261 | 958 | 175 | 1,188 | 40,311 |
| Total to end September ... | 13,634 | 364,823 | 89,467 | 3,805 | 5,974 | 8,051 | 29,248 | 501,368 |

B. Total to end September classified by Urban and Rural Areas

| Urban Areas | | | | | | | | |
|--------------------------------------|-------|--------|--------|-------|-------|-------|--------|---------|
| Large Towns and Cities | 1,593 | 95,404 | 20,662 | 202 | 550 | 2,840 | 14,924 | 134,582 |
| Medium Towns and Cities | 4,027 | 86,135 | 21,931 | 659 | 839 | 1,243 | 9,444 | 120,251 |
| Small Towns | 3,597 | 83,656 | 21,017 | 1,389 | 984 | 277 | 1,391 | 108,714 |
| L.C.C. and Metropolitan Boroughs ... | — | 23,729 | 366 | 343 | 121 | 3,580 | 2,673 | 30,812 |
| Rural Authorities | 4,417 | 75,899 | 25,491 | 1,212 | 3,480 | 111 | 816 | 107,009 |

C. Total to end September classified by Regions

| Region | | | | | | | | |
|---------------------------|-------|--------|--------|-------|-------|-------|--------|--------|
| Northern ... | 2,141 | 36,106 | 4,731 | 1,663 | 591 | 238 | 613 | 43,942 |
| East and West Ridings ... | 1,834 | 29,957 | 6,828 | — | 153 | 362 | 885 | 38,185 |
| North Midlands | 2,125 | 33,518 | 10,962 | 124 | 568 | 41 | 302 | 45,515 |
| Eastern... | 1,120 | 31,686 | 10,241 | 169 | 1,036 | 209 | 2,111 | 45,452 |
| London ... | 39 | 50,475 | 8,487 | 468 | 241 | 4,555 | 14,206 | 78,432 |
| Southern ... | 307 | 26,224 | 7,911 | 377 | 845 | 188 | 2,093 | 37,638 |
| South Western | 1,820 | 27,431 | 5,353 | 172 | 547 | 677 | 2,480 | 36,660 |
| Wales ... | 2,173 | 22,829 | 2,827 | 6 | 268 | 245 | 531 | 26,706 |
| Midlands ... | 1,376 | 36,269 | 11,059 | 576 | 540 | 597 | 2,440 | 51,481 |
| North Western | 430 | 46,043 | 11,121 | 222 | 799 | 607 | 2,082 | 60,874 |
| South Eastern | 269 | 24,285 | 9,947 | 28 | 386 | 332 | 1,505 | 36,483 |

Note.—The number of aluminium houses includes those for Local Authorities and Government Departments.

|| Estimate.

SUMMARY TABLE "C"

PERMANENT HOUSING—UNDER CONSTRUCTION IN ENGLAND AND WALES

Unit = Number of Dwellings

| (1) | Aluminium houses (2) | Local Authorities (3) | Private Builders (4) | Housing Associations (5) | Government Departments (6) | Rebuilding of War Destroyed Houses | | Total (excluding Aluminium Houses) (9) |
|--|----------------------|-----------------------|----------------------|--------------------------|----------------------------|------------------------------------|------------------------------------|--|
| | | | | | | Local Authorities (7) | Private Builders Under Licence (8) | |
| A. Number at end of specified periods | | | | | | | | |
| Number at end December, 1945 | — | 12,788 | 5,000 | ... | ... | 1,944 | 10,730 | 19,732 |
| December, 1946 | — | 124,837 | 30,461 | 475 | 1,310 | 3,533 | 10,730 | 171,346 |
| December, 1947 | 2,359 | 168,803 | 19,192 | 1,657 | 2,406 | 2,003 | 12,432 | 206,493 |
| June, 1948 | 5,346 | 141,023 | 10,651 | 1,540 | 3,206 | 1,128 | 9,204 | 166,752 |
| September, December, 1948 | 4,566 | 132,975 | 9,574 | 1,290 | 3,459 | 896 | 7,395 | 155,589 |
| March, 1949 | 2,844 | 126,973 | 11,456 | 1,182 | 3,670 | 659 | 5,835 | 149,775 |
| June, 1949 | 1,183 | 125,085 | 15,201 | 1,097 | 3,774 | 545 | 4,759 | 150,461 |
| September, 1949 | 354 | 127,539 | 19,077 | 1,113 | 3,976 | 424 | 3,849 | 155,978 |
| September, 1949 | 24 | 134,740 | 20,263 | 1,299 | 4,166 | 310 | 3,268 | 164,046 |
| Number at end September ... | 24 | 134,740 | 20,263 | 1,299 | 4,166 | 310 | 3,268 | 164,046 |

B. Number at end September classified by Urban and Rural Areas

| Urban Areas | (2) | (3) | (4) | (5) | (6) | (7) | (8) | (9) |
|--------------------------------------|-----|--------|-------|-----|-------|-----|-------|--------|
| Large Towns and Cities | — | 33,934 | 5,131 | 127 | 376 | 103 | 1,504 | 41,175 |
| Medium Towns and Cities | 4 | 30,042 | 4,712 | 268 | 732 | 100 | 844 | 36,698 |
| Small Towns | 4 | 25,736 | 4,268 | 360 | 738 | 2 | 196 | 31,300 |
| L.C.C. and Metropolitan Boroughs ... | — | 19,568 | 404 | 158 | 50 | 104 | 664 | 20,948 |
| Rural Authorities | 16 | 25,460 | 5,748 | 386 | 2,270 | 1 | 60 | 33,925 |

C. Number at end September classified by Regions

| Region | (2) | (3) | (4) | (5) | (6) | (7) | (8) | (9) |
|---------------------------|-----|--------|-------|-----|-----|-----|-------|--------|
| Northern ... | — | 10,287 | 1,042 | 516 | 425 | — | 9 | 12,279 |
| East and West Ridings ... | 4 | 11,304 | 1,233 | 30 | 251 | 1 | 62 | 12,881 |
| North Midlands | — | 12,415 | 2,285 | 40 | 416 | — | 9 | 15,165 |
| Eastern ... | — | 10,708 | 2,026 | 47 | 638 | 19 | 153 | 13,591 |
| London ... | — | 28,133 | 2,094 | 242 | 166 | 178 | 1,747 | 32,560 |
| Southern ... | — | 8,090 | 1,917 | 122 | 332 | 33 | 334 | 10,828 |
| South Western | 4 | 10,016 | 1,625 | 68 | 566 | 34 | 430 | 12,739 |
| Wales ... | — | 7,440 | 1,149 | 35 | 239 | — | 85 | 8,948 |
| Midlands ... | — | 11,039 | 2,627 | 153 | 402 | 23 | 129 | 14,373 |
| North Western | 16 | 16,904 | 2,474 | 28 | 380 | 17 | 101 | 19,904 |
| South Eastern | — | 8,404 | 1,791 | 18 | 351 | 5 | 209 | 10,778 |

Note.—The number of aluminium houses includes those for Local Authorities and Government Departments.
|| Estimate.

SUMMARY TABLE "D"

PERMANENT HOUSING—TENDERS APPROVED AND LICENCES ISSUED IN ENGLAND AND WALES

Unit = Number of Dwellings

| (1) | Aluminium Houses (2) | Local Authorities (3) | Private Builders (4) | Housing Associations (5) | Government Departments (6) | Rebuilding of War Destroyed Houses | | Total (excluding Aluminium Houses) (9) |
|---------------------------------------|----------------------|-----------------------|----------------------|--------------------------|----------------------------|------------------------------------|------------------------------------|--|
| | | | | | | Local Authorities (7) | Private Builders Under Licence (8) | |
| A. Number in specified periods | | | | | | | | |
| Total to end December, 1945 | — | 34,674 | 26,348 | 1,216 | ... | 6,341* | 16,697 | 320,069* |
| Jan.-Dec., 1946 | — | 186,024 | 46,663 | | 2,106 | | | |
| Jan.-Dec., 1947 | 13,461 | 94,196 | 17,246 | 2,808 | 2,452 | 1,472* | 10,080 | 128,254* |
| Jan.-June, 1948 | 201 | 43,318 | 2,430 | 742 | 1,427 | 331 | 2,717 | 50,965 |
| July-Sept., 1948 | — | 34,046 | 4,887 | 244 | 1,250 | 77 | 1,109 | 41,613 |
| Oct.-Dec., 1948 | — | 48,463 | 6,919 | 336 | 1,194 | 44 | 726 | 57,682 |
| Jan.-Mar., 1949 | — | 33,491 | 8,332 | 509 | 1,449 | 57 | 671 | 44,509 |
| Apr.-June, 1949 | — | 37,736 | 8,819 | 774 | 988 | 31 | 641 | 48,989 |
| July-Sept., 1949 | — | 44,014 | 7,015 | 391 | 1,350 | 45 | 458 | 53,273 |
| Total to end September ... | 13,662 | 547,652 | 116,009 | 6,200 | 12,216 | 8,398 | 33,099 | 723,574 |

B. Total to end September classified by Urban and Rural Areas

| Urban Areas | (2) | (3) | (4) | (5) | (6) | (7) | (8) | (9) |
|--------------------------------------|-------|---------|--------|-------|-------|-------|--------|---------|
| Large Towns and Cities | 1,593 | 145,346 | 27,546 | 625 | 1,108 | 2,954 | 16,706 | 194,285 |
| Medium Towns and Cities | 4,031 | 125,042 | 27,838 | 1,039 | 1,961 | 1,366 | 10,460 | 167,706 |
| Small Towns | 3,601 | 117,327 | 26,429 | 2,003 | 2,046 | 282 | 1,604 | 149,691 |
| L.C.C. and Metropolitan Boroughs ... | — | 50,183 | 916 | 626 | 171 | 3,685 | 3,420 | 59,001 |
| Rural Authorities | 4,437 | 109,754 | 33,280 | 1,907 | 6,930 | 111 | 909 | 152,891 |

C. Total to end September classified by Regions

| Region | (2) | (3) | (4) | (5) | (6) | (7) | (8) | (9) |
|---------------------------|-------|--------|--------|-------|-------|-------|--------|---------|
| Northern ... | 2,141 | 50,750 | 6,036 | 2,538 | 1,249 | 238 | 626 | 61,437 |
| East and West Ridings ... | 1,838 | 44,606 | 8,412 | 60 | 454 | 363 | 955 | 54,850 |
| North Midlands | 2,125 | 50,004 | 14,021 | 164 | 1,146 | 41 | 328 | 65,704 |
| Eastern ... | 1,120 | 46,042 | 12,970 | 289 | 1,918 | 235 | 2,294 | 63,748 |
| London ... | 39 | 88,586 | 11,206 | 847 | 447 | 4,747 | 16,340 | 122,173 |
| Southern ... | 307 | 37,628 | 10,414 | 635 | 1,585 | 223 | 2,443 | 52,928 |
| South Western | 1,828 | 40,470 | 7,401 | 278 | 1,381 | 711 | 2,957 | 53,198 |
| Wales ... | 2,173 | 33,477 | 4,172 | 85 | 583 | 245 | 619 | 39,181 |
| Midlands ... | 1,376 | 52,737 | 14,538 | 823 | 1,168 | 630 | 2,584 | 72,480 |
| North Western | 446 | 68,416 | 14,570 | 353 | 1,334 | 624 | 2,205 | 87,502 |
| South Eastern | 269 | 34,936 | 12,269 | 128 | 951 | 341 | 1,748 | 50,373 |

Note.—The total numbers of houses (Columns (3), (4) and (5)) have been arrived at after allowing for tenders notified as withdrawn and for licences notified as having lapsed.
The number of aluminium houses on tenders approved includes those for Local Authorities and Government Departments.

* Revised.

TABLE No. 1
PERMANENT HOUSING—HOUSING AUTHORITIES IN
ENGLAND AND WALES

SITES—ACQUIRED AND DEVELOPED

Unit = Number of dwellings to be provided

| (1) | Use for Housing agreed (2) | Right of entry obtained (3) | Developed or to be developed before erection of dwellings | | | Development to be concurrent with erection of dwellings—Lay-out plans approved (7) |
|---------------------------------------|----------------------------|-----------------------------|---|-----------------------|---------------------------|--|
| | | | Lay-out plans approved (4) | Development begun (5) | Development completed (6) | |
| A. Number in specified periods | | | | | | |
| Total to end | | | | | | |
| December, 1945 ... | 488,451 | 558,583 | 257,504 | 122,942 | 45,447 | 68,845 |
| Jan.—Dec., 1946 ... | 292,558 | | | 104,869 | 108,507 | 123,165 |
| Jan.—Dec., 1947 ... | 158,661 | 162,461 | 79,983 | 73,644 | 61,186 | 70,227 |
| Jan.—June, 1948 ... | 38,412 | 41,846 | 25,904 | 30,524 | 30,394 | 17,769 |
| July—Sept. ... | 17,692 | 24,354 | 13,251 | 11,833 | 17,205 | 13,280 |
| Oct.—Dec. ... | 21,497 | 29,564 | 16,114 | 16,316 | 20,677 | 13,648 |
| Jan.—Mar., 1949 ... | 27,568 | 30,575 | 19,773 | 17,100 | 15,335 | 16,347 |
| Apr.—June ... | 37,129 | 36,865 | 13,610 | 14,403 | 16,013 | 17,632 |
| July—Sept. ... | 30,358 | 29,385 | 20,709 | 17,422 | 19,110 | 16,085 |
| Total to end Sept. ... | 1,112,326 | 913,633 | 446,848 | 409,053 | 333,874 | 356,998 |

B. Total to end September classified by Urban and Rural Areas

| Urban Areas | | | | | | |
|----------------------------------|---------|---------|---------|---------|--------|--------|
| Large Towns and Cities ... | 281,909 | 242,169 | 126,884 | 119,489 | 94,413 | 76,372 |
| Medium Towns and Cities ... | 244,580 | 205,874 | 117,816 | 106,163 | 83,298 | 68,242 |
| Small Towns ... | 236,649 | 198,144 | 96,303 | 86,833 | 72,146 | 75,208 |
| L.C.C. and Metropolitan Boroughs | 120,651 | 84,219 | 35,001 | 33,557 | 32,009 | 42,112 |
| Rural Authorities ... | 228,537 | 183,227 | 70,844 | 63,011 | 52,008 | 95,064 |

C. Total to end September classified by Regions

| Region | | | | | | |
|---------------------------|---------|---------|--------|--------|--------|--------|
| Northern ... | 97,899 | 86,004 | 41,126 | 35,479 | 29,280 | 35,035 |
| East and West Ridings ... | 112,351 | 96,480 | 44,460 | 42,271 | 33,727 | 23,134 |
| North Midlands ... | 105,468 | 81,757 | 40,673 | 37,624 | 30,146 | 32,965 |
| Eastern ... | 91,514 | 77,719 | 38,091 | 30,056 | 24,198 | 34,024 |
| London ... | 176,360 | 134,050 | 63,469 | 60,437 | 54,938 | 61,297 |
| Southern ... | 62,569 | 53,254 | 26,044 | 24,443 | 21,350 | 21,529 |
| South Western ... | 73,281 | 66,563 | 34,560 | 32,359 | 27,627 | 23,445 |
| Wales ... | 78,979 | 54,901 | 23,721 | 22,119 | 19,021 | 23,061 |
| Midlands ... | 118,572 | 96,519 | 52,839 | 48,250 | 37,659 | 29,983 |
| North Western ... | 131,932 | 112,079 | 53,001 | 49,538 | 36,042 | 50,564 |
| South Eastern ... | 63,401 | 54,307 | 28,864 | 26,477 | 19,886 | 21,961 |

Note.—The number of sites at each stage includes every site which has reached that stage or a later stage towards the erection of a house. House sites shown in Col. (7) are included only in Cols. (2) and (3).

TABLE No. 2
PERMANENT HOUSING—HOUSING AUTHORITIES IN
ENGLAND AND WALES

ALL TYPES EXCEPT ALUMINIUM HOUSES

TENDERS APPROVED AND CONSTRUCTION BEGUN

Unit = Number of dwellings to be provided

| (1) | Schemes authorised to proceed to tender (2) | Tenders approved (3) | Tenders rejected (4) | Construction begun (5) | Completed (6) | Under Construction at end of period (7) |
|---------------------------------------|---|----------------------|----------------------|------------------------|---------------|---|
| A. Number in specified periods | | | | | | |
| Total to end | | | | | | |
| December, 1945 ... | 75,876 | 34,674 | 3,081 | 13,154 | 366 | 12,788 |
| Jan.—Dec., 1946 ... | 182,942 | 186,024 | 6,362 | 130,682 | 18,633 | 124,837 |
| Jan.—Dec., 1947 ... | 93,757 | 94,196 | 7,388 | 127,443 | 83,477 | 168,803 |
| Jan.—June, 1948 ... | 58,536 | 43,318 | 3,397 | 50,891 | 78,671 | 141,023 |
| July—Sept. ... | 36,070 | 34,046 | 1,450 | 32,316 | 40,364 | 132,975 |
| Oct.—Dec. ... | 40,478 | 48,463 | 1,615 | 34,732 | 40,734 | 126,973 |
| Jan.—Mar., 1949 ... | 33,032 | 33,491 | 1,072 | 35,577 | 37,465 | 125,085 |
| Apr.—June ... | 39,137 | 37,736 | 1,599 | 35,317 | 32,863 | 127,539 |
| July—Sept. ... | 39,634 | 44,014 | 1,147 | 39,451 | 32,250 | 134,740 |
| Total to end Sept. ... | 578,212 | 547,652 | 27,111 | 499,563 | 364,823 | 134,740 |

B. Total to end September classified by Urban and Rural Areas

| Urban Areas | | | | | | |
|----------------------------------|---------|---------|-------|---------|--------|--------|
| Large Towns and Cities ... | 152,194 | 145,346 | 6,087 | 129,338 | 95,404 | 33,934 |
| Medium Towns and Cities ... | 129,915 | 125,042 | 6,168 | 116,177 | 86,135 | 30,042 |
| Small Towns ... | 124,359 | 117,327 | 6,769 | 109,392 | 83,656 | 25,736 |
| L.C.C. and Metropolitan Boroughs | 53,852 | 50,183 | 142 | 43,297 | 23,729 | 19,568 |
| Rural Authorities ... | 117,892 | 109,754 | 7,945 | 101,359 | 75,899 | 25,460 |

C. Total to end September classified by Regions

| Region | | | | | | |
|---------------------------|--------|--------|-------|--------|--------|--------|
| Northern ... | 51,986 | 50,750 | 2,849 | 46,393 | 36,106 | 10,287 |
| East and West Ridings ... | 49,475 | 44,606 | 4,897 | 41,261 | 29,957 | 11,304 |
| North Midlands ... | 51,794 | 50,004 | 892 | 45,933 | 33,518 | 12,415 |
| Eastern ... | 49,198 | 46,042 | 4,167 | 42,394 | 31,686 | 10,708 |
| London ... | 94,609 | 88,586 | 3,406 | 78,608 | 50,475 | 28,133 |
| Southern ... | 39,975 | 37,628 | 1,194 | 34,314 | 26,224 | 8,090 |
| South Western ... | 42,811 | 40,470 | 1,162 | 37,447 | 27,431 | 10,016 |
| Wales ... | 35,947 | 33,477 | 1,085 | 30,269 | 22,829 | 7,440 |
| Midlands ... | 53,842 | 52,737 | 713 | 47,308 | 36,269 | 11,039 |
| North Western ... | 73,039 | 68,416 | 4,053 | 62,947 | 46,043 | 16,904 |
| South Eastern ... | 35,536 | 34,936 | 2,693 | 32,689 | 24,285 | 8,404 |

Note.—The number of houses at each stage includes every house which has reached that stage or a later stage towards the erection of a house.

This table includes all permanent houses except permanent aluminium houses. Details in respect of traditional houses are shown separately in Table No. 2a and in respect of non-traditional houses, other than permanent aluminium houses, in Table No. 2b. Information in respect of permanent aluminium houses is shown in Table No. 2c. Details of non-traditional houses by types are shown in Table No. 8.

The above figures do not include houses built in replacement of those destroyed during the war, which are shown in Table No. 4a.

The total numbers of dwellings on schemes authorised to proceed to tender and on tenders approved have been arrived at after allowing for tenders that have been notified as withdrawn.

TABLE No. 2a

PERMANENT TRADITIONAL HOUSING—HOUSING AUTHORITIES IN
ENGLAND AND WALES

TENDERS APPROVED AND CONSTRUCTION BEGUN

Unit = Number of dwellings to be provided

| (1) | Schemes authorised to proceed to tender (2) | Tenders approved (3) | Construction begun (4) | Completed (5) | Under Construction at end of period (6) |
|---------------------------------------|---|----------------------|------------------------|---------------|---|
| A. Number in specified periods | | | | | |
| Total to end | | | | | |
| December, 1946 ... | 209,892 | 176,272 | 119,628 | 16,230 | 103,398 |
| Jan.—Dec., 1947 ... | 55,936 | 58,734 | 88,368 | 63,169 | 128,597 |
| Jan.—June, 1948 ... | 47,521 | 30,392 | 33,887 | 57,832 | 104,652 |
| July—Sept. ... | 31,152 | 28,260 | 24,423 | 29,282 | 99,793 |
| Oct.—Dec. ... | 36,169 | 43,520 | 29,341 | 29,318 | 99,816 |
| Jan.—Mar., 1949 ... | 29,934 | 29,971 | 31,506 | 27,494 | 103,828 |
| Apr.—June ... | 35,559 | 34,190 | 30,590 | 25,173 | 109,245 |
| July—Sept. ... | 35,162 | 40,170 | 34,232 | 26,210 | 117,267 |
| Total to end Sept. ... | 463,142 | 434,944 | 391,975 | 274,708 | 117,267 |

B. Total to end September classified by Urban and Rural Areas

| | | | | | |
|---|---------|---------|--------|--------|--------|
| Urban Areas | | | | | |
| Large Towns and Cities | 114,074 | 107,850 | 93,838 | 65,981 | 27,857 |
| Medium Towns and Cities | 104,355 | 99,892 | 91,955 | 65,619 | 26,336 |
| Small Towns | 105,179 | 98,723 | 91,914 | 69,119 | 22,795 |
| L.C.C. and Metropolitan Boroughs | 46,984 | 43,365 | 36,807 | 17,962 | 18,845 |
| Rural Authorities | 92,550 | 85,114 | 77,461 | 56,027 | 21,434 |

C. Total to end September classified by Regions

| Region | (2) | (3) | (4) | (5) | (6) |
|---------------------------|--------|--------|--------|--------|--------|
| Northern ... | 43,604 | 42,488 | 38,259 | 28,816 | 9,443 |
| East and West Ridings ... | 37,414 | 32,999 | 30,422 | 21,689 | 8,733 |
| North Midlands ... | 40,952 | 39,230 | 35,543 | 25,256 | 10,287 |
| Eastern ... | 40,704 | 37,722 | 34,312 | 24,388 | 9,924 |
| London ... | 82,059 | 76,104 | 66,616 | 39,304 | 27,312 |
| Southern ... | 29,478 | 27,451 | 24,633 | 17,976 | 6,657 |
| South Western ... | 25,437 | 23,702 | 21,899 | 15,916 | 5,983 |
| Wales ... | 25,719 | 23,397 | 21,021 | 14,951 | 6,070 |
| Midlands ... | 44,348 | 43,365 | 38,140 | 28,229 | 9,911 |
| North Western ... | 63,447 | 58,834 | 53,567 | 38,257 | 15,310 |
| South Eastern ... | 29,980 | 29,652 | 27,563 | 19,926 | 7,637 |

Note.—The number of houses at each stage includes every house which has reached that stage or a later stage towards the erection of a house.

The above figures do not include houses built in replacement of those destroyed during the war, which are shown in Table No. 4a.

The total numbers of dwellings on schemes authorised to proceed to tender and on tenders approved have been arrived at after allowing for tenders that have been notified as withdrawn.

TABLE No. 2b

PERMANENT NON-TRADITIONAL HOUSING—HOUSING AUTHORITIES
IN ENGLAND AND WALES

ALL TYPES EXCEPT ALUMINIUM HOUSES

TENDERS APPROVED AND CONSTRUCTION BEGUN

Unit = Number of dwellings to be provided

| (1) | Schemes authorised to proceed to tender (2) | Tenders approved (3) | Construction begun (4) | Completed (5) | Under Construction at end of period (6) |
|---------------------------------------|---|----------------------|------------------------|---------------|---|
| A. Number in specified periods | | | | | |
| Total to end | | | | | |
| December, 1946 ... | 48,926 | 44,426 | 24,208 | 2,769 | 21,439 |
| Jan.—Dec., 1947 ... | 37,821 | 35,462 | 39,075 | 20,308 | 40,206 |
| Jan.—June, 1948 ... | 11,015 | 12,976 | 17,004 | 20,839 | 36,371 |
| July—Sept. ... | 4,918 | 5,786 | 7,893 | 11,082 | 33,182 |
| Oct.—Dec. ... | 4,309 | 4,943 | 5,391 | 11,416 | 27,157 |
| Jan.—Mar., 1949 ... | 3,098 | 3,520 | 4,071 | 9,971 | 21,257 |
| Apr.—June ... | 3,578 | 3,546 | 4,727 | 7,690 | 18,294 |
| July—Sept. ... | 4,472 | 3,844 | 5,219 | 6,040 | 17,473 |
| Total to end Sept. ... | 115,070 | 112,708 | 107,588 | 90,115 | 17,473 |

B. Total to end September classified by Urban and Rural Areas

| | | | | | |
|---|--------|--------|--------|--------|-------|
| Urban Areas | | | | | |
| Large Towns and Cities | 38,120 | 37,496 | 35,500 | 29,423 | 6,077 |
| Medium Towns and Cities | 25,560 | 25,150 | 24,222 | 20,516 | 3,706 |
| Small Towns | 19,180 | 18,604 | 17,478 | 14,537 | 2,941 |
| L.C.C. and Metropolitan Boroughs | 6,868 | 6,818 | 6,490 | 5,767 | 723 |
| Rural Authorities | 25,342 | 24,640 | 23,898 | 19,872 | 4,026 |

C. Total to end September classified by Regions

| Region | (2) | (3) | (4) | (5) | (6) |
|---------------------------|--------|--------|--------|--------|-------|
| Northern ... | 8,382 | 8,262 | 8,134 | 7,290 | 844 |
| East and West Ridings ... | 12,061 | 11,607 | 10,839 | 8,268 | 2,571 |
| North Midlands ... | 10,842 | 10,774 | 10,390 | 8,262 | 2,128 |
| Eastern ... | 8,494 | 8,320 | 8,082 | 7,298 | 784 |
| London ... | 12,550 | 12,482 | 11,992 | 11,171 | 821 |
| Southern ... | 10,497 | 10,177 | 9,681 | 8,248 | 1,433 |
| South Western ... | 17,374 | 16,768 | 15,548 | 11,515 | 4,033 |
| Wales ... | 10,228 | 10,080 | 9,248 | 7,878 | 1,370 |
| Midlands ... | 9,494 | 9,372 | 9,168 | 8,040 | 1,128 |
| North Western ... | 9,592 | 9,582 | 9,380 | 7,786 | 1,594 |
| South Eastern ... | 5,556 | 5,284 | 5,126 | 4,359 | 767 |

Note.—The number of houses at each stage includes every house which has reached that stage or a later stage towards the erection of a house.

The above figures do not include houses built in replacement of those destroyed during the war, which are shown in Table No. 4a.

Details of non-traditional houses by types are shown in Table No. 8.

The total numbers of dwellings on schemes authorised to proceed to tender and on tenders approved have been arrived at after allowing for tenders that have been notified as withdrawn.

TABLE No. 2c

PERMANENT NON-TRADITIONAL HOUSING—HOUSING AUTHORITIES
IN ENGLAND AND WALES

ALUMINIUM HOUSES

TENDERS APPROVED AND CONSTRUCTION BEGUN

Unit = Number of dwellings to be provided

| (1) | Tenders approved (2) | Construction begun (3) | Completed (4) | Under Construction at end of period (5) |
|---------------------------------------|-------------------------|---------------------------|------------------|--|
| A. Number in specified periods | | | | |
| July–December, 1947 | 13,461 | 2,497 | 138 | 2,359 |
| Jan.–June, 1948 | — | 6,266 | 3,279 | 5,346 |
| July–September | — | 2,129 | 2,921 | 4,554 |
| Oct.–December | — | 1,292 | 3,002 | 2,844 |
| Jan.–March, 1949 | — | 839 | 2,576 | 1,107 |
| Apr.–June | — | 438 | 1,191 | 354 |
| July–September | — | — | 346 | 8 |
| Total to end September | 13,461 | 13,461 | 13,453 | 8 |

B. Total to end September classified by Urban and Rural Areas

| Urban Areas | | | | |
|---|-------|-------|-------|---|
| Large Towns and Cities | 1,554 | 1,554 | 1,554 | — |
| Medium Towns and Cities | 4,031 | 4,031 | 4,027 | 4 |
| Small Towns | 3,525 | 3,525 | 3,521 | 4 |
| L.C.C. and Metropolitan Boroughs | — | — | — | — |
| Rural Authorities | 4,351 | 4,351 | 4,351 | — |

C. Total to end September classified by Regions

| Region | | | | |
|------------------------------|-------|-------|-------|---|
| Northern | 2,141 | 2,141 | 2,141 | — |
| East and West Ridings | 1,838 | 1,838 | 1,834 | 4 |
| North Midlands | 2,125 | 2,125 | 2,125 | — |
| Eastern | 1,120 | 1,120 | 1,120 | — |
| London | — | — | — | — |
| Southern | 295 | 295 | 295 | — |
| South Western | 1,800 | 1,800 | 1,796 | 4 |
| Wales | 2,173 | 2,173 | 2,173 | — |
| Midlands | 1,300 | 1,300 | 1,300 | — |
| North Western | 400 | 400 | 400 | — |
| South Eastern | 269 | 269 | 269 | — |

Note.—The number of houses at each stage includes every house which has reached that stage or a later stage towards the erection of a house.

The number of houses shown as "under construction" includes those sites on which "slabbing" is in progress.

TABLE No. 3a

NEW HOUSES BY PRIVATE BUILDERS UNDER LICENCE OTHER THAN
REBUILDING OF WAR DESTROYED DWELLINGS

Unit = Number of dwellings

| (1) | On licences issued | | | Con- struction begun (5) | Con- struction com- pleted (6) | Under Con- struction at end of period (7) |
|---------------------------------------|--|-----------------------|--------------|-----------------------------------|--|--|
| | For owner occupation or for sale (2) | For letting (3) | Total (4) | | | |
| A. Number in specified periods | | | | | | |
| Total to end December, 1945 | ... | ... | 26,348 | 5,901 | 901 | 5,000 |
| Jan.–Dec., 1946 | 41,503 | 4,789 | 46,292 | 52,241 | 26,780 | 30,461 |
| Jan.–Dec., 1947 | 14,434 | 2,516 | 16,950 | 18,933 | 30,202 | 19,192 |
| Jan.–June, 1948 | 1,131 | 1,104 | 2,235 | 3,071 | 11,612 | 10,651 |
| July–Sept. | 3,983 | 823 | 4,806 | 2,993 | 4,070 | 9,574 |
| Oct.–Dec. | 5,931 | 910 | 6,841 | 5,082 | 3,200 | 11,456 |
| Jan.–Mar., 1949 | 7,407 | 770 | 8,177 | 6,755 | 3,010 | 15,201 |
| Apr.–June | 7,868 | 785 | 8,653 | 8,089 | 4,213 | 19,077 |
| July–Sept. | 6,195 | 656 | 6,851 | 6,665 | 5,479 | 20,263 |
| Total to end Sept. | ... | ... | 114,503 | 109,730 | 89,467 | 20,263 |

B. Total to end September classified by Urban and Rural Areas

| Urban Areas | | | | | | |
|--|--------|-------|--------|--------|--------|-------|
| Large Towns and Cities | 19,678 | 1,253 | 27,479 | 25,793 | 20,662 | 5,131 |
| Medium Towns and Cities | 18,768 | 1,940 | 27,792 | 26,643 | 21,931 | 4,712 |
| Small Towns | 19,765 | 1,760 | 26,350 | 25,285 | 21,017 | 4,268 |
| L.C.C. and Metropolitan Boroughs | 372 | 404 | 916 | 770 | 366 | 404 |
| Rural Authorities | 20,763 | 5,535 | 31,966 | 31,239 | 25,491 | 5,748 |

C. Total to end September classified by Regions

| Region | | | | | | |
|------------------------------|--------|-------|--------|--------|--------|-------|
| Northern | 4,009 | 690 | 5,996 | 5,773 | 4,731 | 1,042 |
| East and West Ridings | 5,355 | 525 | 8,371 | 8,061 | 6,828 | 1,233 |
| North Midlands... .. | 9,849 | 1,183 | 13,543 | 13,247 | 10,962 | 2,285 |
| Eastern | 8,874 | 1,114 | 12,474 | 12,267 | 10,241 | 2,026 |
| London | 7,755 | 1,312 | 11,202 | 10,581 | 8,487 | 2,094 |
| Southern | 6,818 | 1,353 | 10,267 | 9,828 | 7,911 | 1,917 |
| South Western | 5,237 | 920 | 7,362 | 6,978 | 5,353 | 1,625 |
| Wales | 3,186 | 385 | 4,159 | 3,976 | 2,827 | 1,149 |
| Midlands... .. | 9,200 | 910 | 14,375 | 13,686 | 11,059 | 2,627 |
| North Western | 10,623 | 700 | 14,558 | 13,595 | 11,121 | 2,474 |
| South Eastern | 8,440 | 1,800 | 12,196 | 11,738 | 9,947 | 1,791 |

Note.—Houses on licences issued to the end of December, 1945, cannot be sub-divided between those intended for owner occupation or for sale and those to be available for letting (Cols. 2 and 3). The classification under these two heads in Sections B and C of the Table relates only to licences issued from January, 1946.

The total number of houses on licences issued has been arrived at after allowing for licences notified as having lapsed.

|| Estimate.

TABLE No. 3b

NEW HOUSES ERECTED BY HOUSING ASSOCIATIONS

Unit = Number of dwellings

| (1) | Under Licence (2) | Under Agreement with Local Authorities (3) | Total (4) | Construction begun (5) | Construction completed (6) | Under Construction at end of period (7) |
|---------------------------------------|----------------------|---|--------------|---------------------------|-------------------------------|--|
| A. Number in specified periods | | | | | | |
| Total to end | | | | | | |
| December, 1946 ... | 637 | 579 | 1,216 | 571 | 96 | 475 |
| Jan.-Dec., 1947 ... | 230 | 2,578 | 2,808 | 2,042 | 860 | 1,657 |
| Jan.-June, 1948 ... | 29 | 713 | 742 | 676 | 793 | 1,540 |
| July-Sept. ... | 7 | 237 | 244 | 255 | 505 | 1,290 |
| Oct.-Dec. ... | 60 | 276 | 336 | 411 | 519 | 1,182 |
| Jan.-Mar., 1949 ... | 1 | 508 | 509 | 308 | 393 | 1,097 |
| Apr.-June ... | 19 | 755 | 774 | 394 | 378 | 1,113 |
| July-Sept. ... | — | 391 | 391 | 447 | 261 | 1,299 |
| Total to end Sept. ... | 163 | 6,037 | 6,200 | 5,104 | 3,805 | 1,299 |

B. Total to end September classified by Urban and Rural Areas

| Urban Areas | | | | | | |
|--------------------------------------|----|-------|-------|-------|-------|-----|
| Large Towns and Cities | 62 | 563 | 625 | 329 | 202 | 127 |
| Medium Towns and Cities ... | 37 | 1,002 | 1,039 | 927 | 659 | 268 |
| Small Towns ... | 56 | 1,947 | 2,003 | 1,749 | 1,389 | 360 |
| L.C.C. and Metropolitan Boroughs ... | — | 626 | 626 | 501 | 343 | 158 |
| Rural Authorities ... | 8 | 1,899 | 1,907 | 1,598 | 1,212 | 386 |

C. Total to end September classified by Regions

| Region | | | | | | |
|---------------------------|----|-------|-------|-------|-------|-----|
| Northern ... | 61 | 2,477 | 2,538 | 2,179 | 1,663 | 516 |
| East and West Ridings ... | — | 60 | 60 | 30 | — | 30 |
| North Midlands ... | — | 164 | 164 | 164 | 124 | 40 |
| Eastern ... | 24 | 265 | 289 | 216 | 169 | 47 |
| London ... | 20 | 827 | 847 | 710 | 468 | 242 |
| Southern ... | 40 | 595 | 635 | 499 | 377 | 122 |
| South Western ... | 10 | 268 | 278 | 240 | 172 | 68 |
| Wales ... | — | 85 | 85 | 41 | 6 | 35 |
| Midlands ... | — | 823 | 823 | 729 | 576 | 153 |
| North Western ... | 8 | 345 | 353 | 250 | 222 | 28 |
| South Eastern ... | — | 128 | 128 | 46 | 28 | 18 |

The total number of dwellings on licences issued has been arrived at after allowing for licences notified as having lapsed.

TABLE No. 4a

REBUILDING OF WAR DESTROYED HOUSES

Unit = Number of Houses or Family Units of Accommodation

| (1) | By Local Authorities | | | | By Private Builders under Licence | | | |
|---------------------------------------|----------------------|---------------------------|------------------|--|-----------------------------------|---------------------------|------------------|--|
| | Approved (2) | Construction begun (3) | Completed (4) | Under Construction at end of period (5) | On licences issued (6) | Construction begun (7) | Completed (8) | Under Construction at end of period (9) |
| A. Number in specified periods | | | | | | | | |
| Total to end | | | | | | | | |
| December, 1945 | } 6,341* | } 6,244 | 142 | } 3,533 | } 16,697 | } 13,706 | } 36 | } 10,730 |
| Jan.-Dec., 1946 | | | | | | | | |
| Jan.-Dec., 1947 | 1,472* | 1,422 | 2,952 | 2,003 | 10,080 | 11,126 | 9,424 | 12,432 |
| Jan.-June, 1948 | 331 | 330 | 1,205 | 1,128 | 2,717 | 3,489 | 6,717 | 9,204 |
| July-Sept. ... | 77 | 81 | 313 | 896 | 1,109 | 1,219 | 3,028 | 7,395 |
| Oct.-Dec. ... | 44 | 95 | 332 | 659 | 726 | 1,023 | 2,583 | 5,835 |
| Jan.-Mar., 1949 | 57 | 76 | 190 | 545 | 671 | 662 | 1,738 | 4,759 |
| Apr.-June ... | 31 | 52 | 173 | 424 | 641 | 684 | 1,594 | 3,849 |
| July-Sept. ... | 45 | 61 | 175 | 310 | 458 | 607 | 1,188 | 3,268 |
| Total to end Sept. ... | 8,398 | 8,361 | 8,051 | 310 | 33,099 | 32,516 | 29,248 | 3,268 |

B. Total to end September classified by Urban and Rural Areas

| Urban Areas | | | | | | | | |
|--------------------------------------|-------|-------|-------|-----|--------|--------|--------|-------|
| Large Towns and Cities ... | 2,954 | 2,943 | 2,840 | 103 | 16,706 | 16,428 | 14,924 | 1,504 |
| Medium Towns and Cities ... | 1,366 | 1,343 | 1,243 | 100 | 10,460 | 10,288 | 9,444 | 844 |
| Small Towns ... | 282 | 279 | 277 | 2 | 1,604 | 1,587 | 1,391 | 196 |
| L.C.C. and Metropolitan Boroughs ... | 3,685 | 3,684 | 3,580 | 104 | 3,420 | 3,337 | 2,673 | 664 |
| Rural Authorities ... | 111 | 112 | 111 | 1 | 909 | 876 | 816 | 60 |

C. Total to end September classified by Regions

| Region | | | | | | | | |
|---------------------------|-------|-------|-------|-----|--------|--------|--------|-------|
| Northern ... | 238 | 238 | 238 | — | 626 | 622 | 613 | 9 |
| East and West Ridings ... | 363 | 363 | 362 | 1 | 955 | 947 | 885 | 62 |
| North Midlands ... | 41 | 41 | 41 | — | 328 | 311 | 302 | 9 |
| Eastern ... | 235 | 228 | 209 | 19 | 2,294 | 2,264 | 2,111 | 153 |
| London ... | 4,747 | 4,733 | 4,555 | 178 | 16,340 | 15,953 | 14,206 | 1,747 |
| Southern ... | 223 | 221 | 188 | 33 | 2,443 | 2,427 | 2,093 | 334 |
| South Western ... | 711 | 711 | 677 | 34 | 2,957 | 2,910 | 2,480 | 430 |
| Wales ... | 245 | 245 | 245 | — | 619 | 616 | 531 | 85 |
| Midlands ... | 630 | 620 | 597 | 23 | 2,584 | 2,569 | 2,440 | 129 |
| North Western ... | 624 | 624 | 607 | 17 | 2,205 | 2,183 | 2,082 | 101 |
| South Eastern ... | 341 | 337 | 332 | 5 | 1,748 | 1,714 | 1,505 | 209 |

|| Estimate.

* Revised.

TABLE No. 4b

REPAIR OF UNOCCUPIED (SEVERELY DAMAGED) WAR DAMAGED DWELLINGS

Unit = Number of Houses or Family Units of Accommodation

| (1) | By Local Authorities | | | By Private Builders under Licence | | |
|-----|----------------------|---------------|-----------------------------------|-----------------------------------|---------------|-----------------------------------|
| | On Contracts let (2) | Completed (3) | Under repair at end of period (4) | On licences issued (5) | Completed (6) | Under repair at end of period (7) |

A. Number in specified periods

| | | | | | | |
|---------------------------------|--------|---------|--------|--------|--------|-------|
| Total to end December, 1945 ... | ... | 60,817 | 13,291 | ... | ... | ... |
| Jan.-Dec., 1946 ... | 30,450 | 35,565 | 6,859 | 34,552 | 10,855 | 6,203 |
| Jan.-Dec., 1947 ... | 4,355 | 9,843 | 1,901 | 15,778 | 9,931 | 6,764 |
| Jan.-June, 1948 ... | 556 | 1,501 | 875 | 5,511 | 4,120 | 5,830 |
| July-Sept. ... | 165 | 365 | 610 | 1,412 | 2,024 | 4,931 |
| Oct.-Dec. ... | 202 | 277 | 525 | 1,203 | 1,512 | 4,364 |
| Jan.-Mar., 1949... | 85 | 223 | 422 | 1,019 | 1,544 | 3,442 |
| Apr.-June ... | 60 | 239 | 277 | 1,252 | 1,071 | 3,194 |
| July-Sept. ... | 53 | 174 | 120 | 712 | 834 | 2,867 |
| Total to end Sept. ... | ... | 109,004 | 120 | ... | ... | 2,867 |

B. Total to end September classified by Urban and Rural Areas

| Urban Areas | | | | | | |
|----------------------------------|--------|--------|-----|--------|--------|-------|
| Large Towns and Cities ... | 9,030 | 33,075 | — | 13,652 | 7,640 | 563 |
| Medium Towns and Cities ... | 6,287 | 13,354 | 1 | 10,618 | 6,479 | 116 |
| Small Towns ... | 1,342 | 2,069 | — | 3,890 | 3,019 | 37 |
| L.C.C. and Metropolitan Boroughs | 18,286 | 59,722 | 119 | 30,730 | 13,516 | 1,835 |
| Rural Authorities ... | 981 | 784 | — | 2,549 | 1,237 | 316 |

C. Total to end September classified by Regions

| Region | | | | | | |
|---------------------------|--------|--------|-----|--------|--------|-------|
| Northern ... | 3 | 3 | — | 277 | 220 | 4 |
| East and West Ridings ... | 1,302 | 1,302 | — | 1,723 | 920 | 16 |
| North Midlands ... | 1 | 1 | — | 455 | 511 | — |
| Eastern ... | 1,917 | 1,231 | — | 3,005 | 2,147 | 22 |
| London ... | 25,903 | 95,464 | 120 | 37,838 | 17,336 | 1,915 |
| Southern ... | 628 | 1,281 | — | 4,124 | 2,661 | 58 |
| South Western ... | 285 | 1,319 | — | 1,704 | 860 | 25 |
| Wales ... | 85 | 114 | — | 476 | 371 | 21 |
| Midlands ... | 70 | 229 | — | 538 | 218 | 2 |
| North Western ... | 755 | 1,652 | — | 1,914 | 779 | 412 |
| South Eastern ... | 4,977 | 6,408 | — | 9,385 | 5,868 | 392 |

Note.—It is estimated that 775,000 occupied war damaged dwellings have been repaired by local authorities since April, 1945, in addition to the unoccupied (severely damaged) war damaged dwellings shown above. The number of occupied war damaged dwellings repaired by private builders under licence is not known.

Information for the period April to December, 1945, is not available in respect of Columns (2) and (5); and in respect of Column (6) is available from April, 1946, onwards.

|| Estimate.

TABLE No. 5

CONVERSIONS AND ADAPTATIONS OF EXISTING PREMISES

Unit = Number of Family Units of Accommodation provided

| (1) | By Local Authorities | | By Private Builders under Licence | |
|-----|----------------------|---------------|-----------------------------------|-----------------|
| | On Contracts let (2) | Completed (3) | On licences issued (4) | Completed (5) |

A. Number in specified periods

| | | | | |
|---------------------------------|--------|--------|--------|--------|
| Total to end December, 1945 ... | ... | 8,606 | ... | ... |
| January-December, 1946 ... | 18,472 | 16,503 | 29,222 | 19,490 |
| January-December, 1947 ... | 9,515 | 10,453 | 26,270 | 24,340 |
| January-June, 1948 ... | 3,138 | 3,357 | 12,812 | 11,477 |
| July-September ... | 886 | 1,379 | 3,953 | 6,167 |
| October-December ... | 819 | 1,109 | 3,003 | 3,557 |
| January-March, 1949 ... | 791 | 795 | 2,913 | 2,703 |
| April-June ... | 523 | 879 | 2,800 | 2,622 |
| July-September ... | 536 | 823 | 2,808 | 2,520 |
| Total to end September ... | ... | 43,904 | ... | ... |

B. Total to end September classified by Urban and Rural Areas

| Urban Areas | | | | |
|----------------------------------|--------|--------|--------|--------|
| Large Towns and Cities ... | 6,146 | 9,314 | 17,874 | 15,609 |
| Medium Towns and Cities ... | 7,046 | 9,911 | 17,398 | 15,166 |
| Small Towns ... | 5,201 | 4,859 | 15,855 | 13,884 |
| L.C.C. and Metropolitan Boroughs | 10,763 | 14,878 | 11,657 | 10,116 |
| Rural Authorities ... | 5,524 | 4,942 | 20,997 | 18,101 |

C. Total to end September classified by Regions

| Region | | | | |
|---------------------------|--------|--------|--------|--------|
| Northern ... | 762 | 906 | 2,943 | 2,578 |
| East and West Ridings ... | 1,474 | 1,517 | 4,524 | 3,916 |
| North Midlands ... | 2,046 | 1,568 | 4,216 | 3,687 |
| Eastern ... | 2,129 | 2,246 | 5,938 | 5,224 |
| London ... | 16,473 | 24,878 | 19,509 | 16,967 |
| Southern ... | 2,926 | 2,710 | 10,024 | 8,671 |
| South Western ... | 2,213 | 2,409 | 10,580 | 9,185 |
| Wales ... | 558 | 595 | 2,958 | 2,587 |
| Midlands ... | 1,003 | 1,292 | 3,347 | 2,911 |
| North Western ... | 1,010 | 1,149 | 6,411 | 5,612 |
| South Eastern ... | 4,086 | 4,634 | 13,331 | 11,538 |

Note.—Information relating to contracts let by local authorities and to licences issued to private builders (Cols. 2 and 4) is not available for the period April to December, 1945. In respect of Col. (5) information is available only from April, 1946, onwards.

|| Estimate.

TABLE No. 6

SITES FOR PERMANENT HOUSING—HOUSING AUTHORITIES
IN ENGLAND AND WALES

Number at each stage at specified dates

A. Initial stages before development

Unit = Number of dwellings to be provided

| At end of | Under consideration for Housing | Use agreed but right of entry not yet obtained | Right of entry obtained—layout plans not yet approved and development due to begin :— | | | Layout plans approved and | |
|-----------------|---------------------------------|--|---|---|-----------|---|---|
| | | | in advance of erection of dwellings | concurrently with erection of dwellings | Undecided | Tenders not yet approved where development to be "in advance" | Construction of Houses not yet begun where development to be "concurrent" |
| (1) | (2) | (3) | (4) | (5) | (6) | (7) | (8) |
| December, 1945 | 31,777 | 119,249 | 67,193 | 75,101 | 2,035 | 28,603 | 55,642 |
| June, 1946 ... | 46,416 | 153,863 | 88,643 | 60,983 | 3,965 | 35,616 | 89,157 |
| December ... | 35,443 | 226,226 | 69,177 | 41,550 | 6,512 | 16,472 | 131,839 |
| June, 1947 ... | 31,193 | 226,539 | 67,397 | 48,096 | 7,444 | 18,822 | 140,152 |
| December ... | 30,694 | 222,426 | 75,940 | 45,273 | 8,277 | 17,440 | 136,899 |
| March, 1948 ... | 31,024 | 218,585 | 72,761 | 46,697 | 9,886 | 17,660 | 133,435 |
| June ... | 28,856 | 218,992 | 63,816 | 46,060 | 9,617 | 14,089 | 127,203 |
| September ... | 29,959 | 208,530 | 64,818 | 44,366 | 8,132 | 13,587 | 123,794 |
| December ... | 26,705 | 200,463 | 66,453 | 43,782 | 6,883 | 14,884 | 120,990 |
| March, 1949 ... | 26,208 | 197,456 | 63,328 | 42,984 | 5,261 | 16,041 | 120,038 |
| June ... | 24,980 | 197,720 | 68,774 | 42,422 | 6,000 | 16,107 | 121,697 |
| September ... | 21,018 | 198,693 | 61,662 | 42,308 | 5,817 | 15,121 | 119,571 |

B. Sites to be developed in advance of construction of Houses

| At end of | Tenders approved work not yet begun | Work begun to extent of :— | | | | Development completed—Construction of Houses | |
|-----------------|-------------------------------------|----------------------------|--------------|--------------|--------------|--|---------|
| | | Under 25 per cent. | 25 per cent. | 50 per cent. | 75 per cent. | not yet begun | begun |
| (1) | (2) | (3) | (4) | (5) | (6) | (7) | (8) |
| December, 1945 | 12,653 | 17,513 | 16,869 | 16,418 | 26,695 | 31,739 | 13,708 |
| June, 1946 ... | 10,895 | 30,322 | 19,461 | 12,820 | 19,861 | 52,944 | 64,598 |
| December ... | 13,221 | 19,035 | 13,730 | 13,167 | 27,923 | 70,424 | 83,530 |
| June, 1947 ... | 18,887 | 26,959 | 10,907 | 13,509 | 24,697 | 70,571 | 115,190 |
| December ... | 18,592 | 33,342 | 10,012 | 13,972 | 28,987 | 66,833 | 148,307 |
| March, 1948 ... | 17,521 | 31,239 | 12,385 | 13,132 | 30,121 | 67,542 | 160,738 |
| June ... | 17,323 | 26,833 | 14,237 | 13,017 | 32,358 | 67,588 | 177,946 |
| September ... | 19,243 | 24,313 | 15,036 | 10,640 | 31,084 | 66,894 | 195,845 |
| December ... | 17,744 | 23,255 | 14,900 | 11,402 | 27,155 | 67,958 | 215,458 |
| March, 1949 ... | 19,260 | 27,361 | 9,430 | 15,752 | 25,934 | 64,176 | 234,575 |
| June ... | 18,401 | 23,499 | 10,402 | 17,654 | 25,312 | 60,407 | 254,357 |
| September ... | 22,674 | 27,762 | 8,469 | 10,421 | 28,527 | 58,277 | 275,597 |

Note.—The stages of development shown above, relate to the position reached by sites as a whole.

TABLE No. 7

ERECTION OF PERMANENT HOUSES—HOUSING
AUTHORITIES IN ENGLAND AND WALES

Number at each stage at specified dates

A. Initial Stages

Unit = Number of dwellings to be provided

| At end of | Preliminary House Plans submitted but final plans not approved | Final Plans approved but no authority given to proceed to tender | Authorised to proceed to tender but tenders not yet invited | Tenders invited but not yet submitted for approval | Tenders submitted but not yet approved |
|-----------------|--|--|---|--|--|
| (1) | (2) | (3) | (4) | (5) | (6) |
| December, 1945 | 9,280 | 27,434 | 15,405 | 16,529 | 9,268 |
| June, 1946 ... | 8,456 | 25,853 | 28,279 | 13,384 | 12,186 |
| December ... | 8,511 | 39,399 | 16,972 | 7,411 | 13,737 |
| June, 1947 ... | 7,892 | 52,856 | 16,142 | 8,199 | 14,469 |
| December ... | 6,967 | 57,416 | 13,913 | 5,056 | 16,102 |
| March, 1948 ... | 7,073 | 58,618 | 20,332 | 4,784 | 13,190 |
| June ... | 7,524 | 55,320 | 26,662 | 6,290 | 13,302 |
| September ... | 9,838 | 53,702 | 28,979 | 6,224 | 13,430 |
| December ... | 9,915 | 44,316 | 21,771 | 3,972 | 11,490 |
| March, 1949 ... | 10,448 | 41,344 | 21,559 | 4,694 | 9,395 |
| June ... | 13,537 | 44,266 | 19,980 | 5,532 | 10,570 |
| September ... | 9,766 | 38,552 | 17,292 | 4,038 | 9,230 |

B. Built or Building

| At end of | Authorised to proceed to tender but tenders not yet approved (Totals (Cols. (4), (5) (6) above) | Tenders approved but building not yet begun | Building begun | | Completed and ready for occupation | Total construction begun (Cols. (5) and (6)) |
|-----------------|---|---|--------------------|------------------------|------------------------------------|--|
| | | | Total No. on Sites | No. under construction | | |
| (1) | (2) | (3) | (4) | (5) | (6) | (7) |
| December, 1945 | 41,202 | 12,003 | 22,808 | 12,788 | 366 | 13,154 |
| June, 1946 ... | 53,849 | 36,159 | 82,615 | 63,465 | 2,530 | 65,995 |
| December ... | 38,120 | 55,958 | 164,877 | 124,837 | 18,999 | 143,836 |
| June, 1947 ... | 38,810 | 26,272 | 254,149 | 159,308 | 46,957 | 206,265 |
| December ... | 35,071 | 13,366 | 299,550 | 168,803 | 102,476 | 271,279 |
| March, 1948 ... | 38,306 | 13,091 | 314,878 | 153,584 | 138,958 | 292,542 |
| June ... | 46,254 | 14,234 | 340,301 | 141,023 | 181,147 | 322,170 |
| September ... | 48,633 | 15,711 | 372,096 | 132,975 | 221,511 | 354,486 |
| December ... | 37,233 | 21,605 | 413,557 | 126,973 | 262,245 | 389,218 |
| March, 1949 ... | 35,648 | 17,166 | 450,777 | 125,085 | 299,710 | 424,795 |
| June ... | 36,082 | 22,389 | 482,098 | 127,539 | 332,573 | 460,112 |
| September ... | 30,560 | 24,767 | 522,885 | 134,740 | 364,823 | 499,563 |

TABLE No. 8

PERMANENT NON-TRADITIONAL HOUSING IN ENGLAND AND WALES
ALL TYPES EXCEPT ALUMINIUM HOUSES
HOUSES—TENDERS APPROVED AND CONSTRUCTION BEGUN
NUMBER AT END SEPTEMBER

Unit = No. of dwellings to be provided

| Type | Tenders Approved | Construction Begun | Completed | Under Construction at end of Period |
|--------------------------------------|------------------|--------------------|-----------|-------------------------------------|
| (1) | (2) | (3) | (4) | (5) |
| Airey Urban | 926 | 750 | 694 | 56 |
| Airey Rural | 19,936 | 19,566 | 16,196 | 3,370 |
| British Iron and Steel Federation... | 31,048 | 31,048 | 31,001 | 47 |
| British Steel Construction | 970 | 930 | 594 | 336 |
| Cornish Unit | 4,980 | 3,526 | 1,749 | 1,777 |
| Cussins | 1,234 | 1,234 | 1,168 | 66 |
| Dyke C. C. C. | 396 | 396 | 146 | 250 |
| Hill | 649 | 649 | 649 | — |
| Howard | 1,404 | 1,404 | 1,404 | — |
| Laing Easiform | 14,800 | 13,858 | 10,462 | 3,396 |
| L. C. System | 2,000 | 1,610 | 508 | 1,102 |
| Newland | 2,363 | 2,335 | 2,010 | 325 |
| Orlit | 7,298 | 7,052 | 5,723 | 1,329 |
| Reema | 602 | 532 | 315 | 217 |
| Spooner | 1,274 | 1,128 | 803 | 325 |
| Steane | 214 | 154 | 55 | 99 |
| Swedish | 2,424 | 2,424 | 2,420 | 4 |
| Trusteel | 1,196 | 1,196 | 1,118 | 78 |
| Unity | 2,410 | 2,268 | 1,585 | 683 |
| Wates | 5,305 | 5,089 | 4,059 | 1,030 |
| Wimpey "No fines" | 6,714 | 6,080 | 3,890 | 2,190 |
| Woolaway | 944 | 896 | 761 | 135 |
| Other types | 4,275 | 4,117 | 3,377 | 740 |
| Total | 113,362 | 108,242 | 90,687 | 17,555 |

Note.—Houses approved for construction by Housing Associations under the Housing Act, 1936, Section 94 (as amended by the Housing (Financial Provisions) Act, 1938, Section 8), and by Government Departments are included in this Table.

Permanent Aluminium houses are not included in this Table. Information in respect of this type is shown in Table 2c.

TABLE No. 9

LABOUR—ESTIMATED NUMBER OF MALE EMPLOYEES IN THE
BUILDING AND CIVIL ENGINEERING INDUSTRIES IN GREAT BRITAIN

| Operatives aged 16 and over employed on | At 31st July, 1945 | | At end June, 1949 (g) | | At end September, 1949 (a) | |
|--|--------------------|----------|-----------------------|----------|----------------------------|----------|
| | England and Wales | Scotland | England and Wales | Scotland | England and Wales | Scotland |
| Housing | | | | | | |
| (1) War Damage Repairs to Houses (b) (estimated) ... | 203,400 | 600 | 69,400 | 600 | 66,400 | 600 |
| (2) Erection of Temporary Houses | 13,100 | 1,400 | — | — | — | — |
| (3) Construction of Permanent Houses and Preparation of Housing Sites (c) | 11,900 | 5,500 | 198,100 | 28,200 | 196,000 | 26,900 |
| (4) Repair and Maintenance to Houses (estimated) | 60,000 | 10,000 | 170,400 | 20,500 | 170,400 | 20,500 |
| (5) Conversion and Adaptations (estimated) (d) | 32,000 | 6,000 | 32,100 | 4,300 | 32,100 | 4,300 |
| Total | 320,400 | 23,500 | 470,000 | 53,600 | 464,900 | 52,300 |
| | 343,900 | | 523,600 | | 517,200 | |
| Other Building and Civil Engineering | | | | | | |
| (6) War Damage Repairs (estimated) | 16,000 | — | 23,500 | — | 23,500 | — |
| (7) Construction and Repair of Factories, Public Utilities, Commercial, Agricultural and other Premises(e) ... | 175,100 | — | 456,900 | — | 472,300 | — |
| Total number of Operatives employed aged 16 and over (f) ... | 535,000 | — | 1,004,000 | — | 1,013,000 | — |

(a) Provisional.

(b) Operatives engaged on repair both of unoccupied (i.e., severely damaged) war damaged houses and upon repair of war damaged occupied houses.

(c) The figures for June and September are derived from returns made from building sites and may be incomplete. These figures do not include the number of Building and Civil Engineering workers directly employed by Local Authorities. The numbers of such workers in England and Wales were 18,589 and 18,392 in June, 1949, and September, 1949.

(d) This estimate relates to men engaged on work on existing premises resulting in additional accommodation but not necessarily in the provision of new family units.

(e) The numbers shown under this head may be overstated since they may include operatives employed on the construction of permanent houses.

(f) Source—Ministry of Works (based on Census and Sample Returns).

(g) Revised.

SOFTWOOD TIMBER : UNITED KINGDOM IMPORTS AND PRODUCTION (a)
1946-49 compared with Average 1935-38

TABLE No. 10
Unit=Standards

| | 1935-1938 | | Average per month | | | | | | | |
|--|----------------|-----------------|-------------------|---------|-----------------------|------------------------|--------|------------------------|---------------------|-------------------------|
| | Annual Average | Monthly Average | 1946 | 1947 | January to June, 1948 | July to December, 1948 | 1948 | January to March, 1949 | April to June, 1949 | July to September, 1949 |
| <i>Imports by Country of Origin</i> | | | | | | | | | | |
| Canada | 401,909 | 33,522 | 29,256 | 42,175 | 27,378 | 18,728 | 22,087 | 9,377 | 16,107 | 25,062 |
| U.S.A. | 45,772 | 3,814 | 3,084 | 13,951 | 9,620 | 1,766 | 5,540 | 1,732 | 269 | 495 |
| U.S.S.R. and Baltic States | 554,463 | 46,205 | 1,037 | 575 | — | 3,860 | 1,930 | 1,696 | 307 | 5,922 |
| Finland | 565,486 | 47,124 | 9,137 | 15,415 | 2,701 | 23,631 | 13,023 | 1,973 | 8,870 | 32,581 |
| Sweden | 422,107 | 35,176 | 18,317 | 17,177 | 6,099 | 29,139 | 17,509 | 7,458 | 10,825 | 33,728 |
| Norway | 31,609 | 2,634 | 9 | 28 | — | — | — | 432 | — | 98 |
| Poland | 177,379 | 14,782 | — | — | — | 5,206 | 2,603 | 3,595 | 811 | 9,406 |
| Germany | 1,025 | 85 | 5,063 | 26,884 | 20,560 | 13,113 | 16,457 | 12,407 | 10,918 | 1,945 |
| Czechoslovakia, Yugoslavia and Roumania | 28,918 | 2,410 | 746 | 2,035 | 3,897 | 8,412 | 6,263 | 12,854 | 13,773 | 10,580 |
| Other countries | 6,742 | 562 | | | | | | | | |
| Total Imports (b) | 2,235,410 | 186,284 | 66,649 | 118,240 | 70,255 | 103,855 | 85,412 | 51,524 | 61,880 | 119,817 |
| Home Produced | ... | ... | 8,101 | 5,540 | 5,788 | 5,053 | 5,420 | 5,431 | 5,615 | 5,384* |
| Total available | ... | ... | 74,750 | 123,780 | 76,043 | 108,908 | 90,832 | 56,955 | 67,495 | ... |

| | | | | | | | | | | |
|------------------------------------|-----------|---------|---------|---------|---------|---------|--------|---------|---------|----------|
| <i>Imports by Class of Timber</i> | | | | | | | | | | |
| Hewn | 19,710 | 1,642 | 3,472 | 17,648 | 13,464 | 10,250 | 11,734 | 446 | 177 | 2,766 |
| Sawn | 1,811,001 | 150,917 | 57,440 | 94,089 | 53,438 | 87,948 | 68,386 | 47,503 | 57,087 | 111,260 |
| Planed or Dressed | 316,766 | 26,397 | 4,008 | 4,036 | 895 | 4,083 | 3,276 | 1,572 | 2,221 | 3,284 |
| Boxboards etc. | 87,933 | 7,328 | 1,729 | 2,467 | 2,458 | 1,574 | 2,016 | 2,003 | 2,395 | 2,507 |
| Total | 2,235,410 | 186,284 | 66,649 | 118,240 | 70,255 | 103,855 | 85,412 | 51,524 | 61,880 | 119,817 |
| <i>Stocks at end of period (c)</i> | | | | | | | | | | |
| Imported | ... | ... | 205,000 | 606,820 | 402,838 | 457,446 | ... | 314,982 | 199,036 | 255,157* |
| Home Produced | ... | ... | 9,480 | 8,104 | 8,990 | 8,754 | ... | 9,621 | 7,453 | 7,168* |
| Total | ... | ... | 214,480 | 614,924 | 411,828 | 466,200 | ... | 324,603 | 206,489 | 262,325* |

Notes :—Source—Board of Trade.

(a) The total supplies of softwood timber shown in the above table necessarily relate to all qualities and dimensions although only certain qualities and dimensions are normally used in building. Softwood timber is required for use in the repair and construction of ships, the repair and construction of goods vehicles, furniture, agricultural equipment, packing cases, etc. An allocation between the various uses of the supplies available each quarter is agreed inter-departmentally and implemented through the timber licensing machinery.

There is a marked variation during the course of the year in the monthly flow of imports into this country, due both to the logging seasons in the country of origin and to the freezing of the ports in the

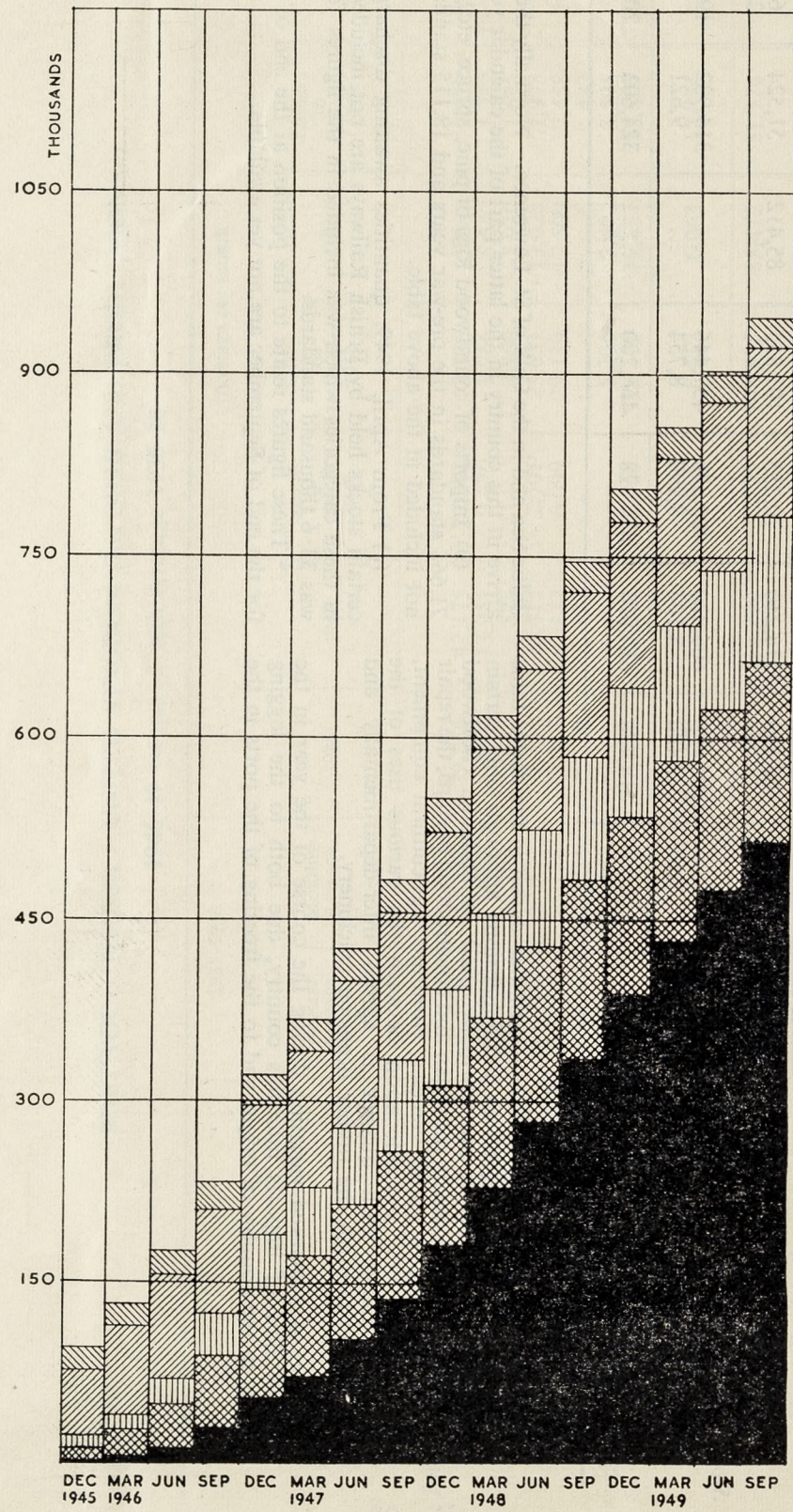
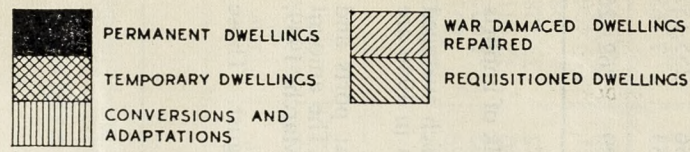
Baltic Sea and in the Gulf of St. Lawrence. Normally the bulk of imports arrive in this country in the latter part of the calendar year.

(b) Imports of roundwood logs of pine, spruce, etc., which averaged 71,666 standards in the pre-war years and 18,115 standards in 1946 are not included in the above table.

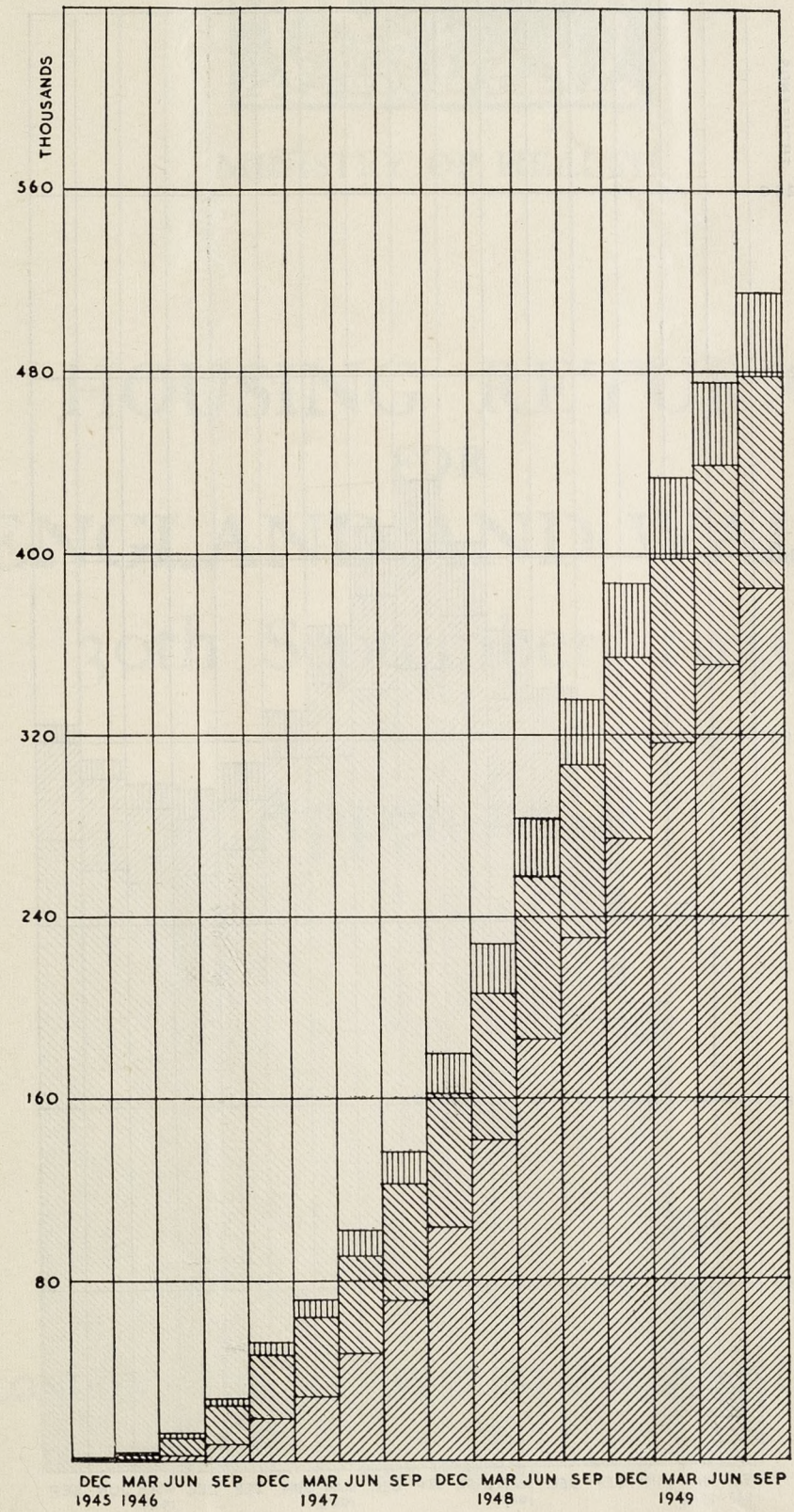
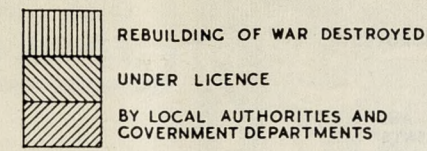
(c) From April, 1949, quantities awaiting discharge at ports and certain stocks held by British Railways are not included. The amount in these categories which was included in the figures for March, 1949, was 33.6 thousand standards.

* These figures relate to the position at the end of August. Those for the end of September are not yet available.




TOTAL PROVISION OF HOUSING ACCOMMODATION

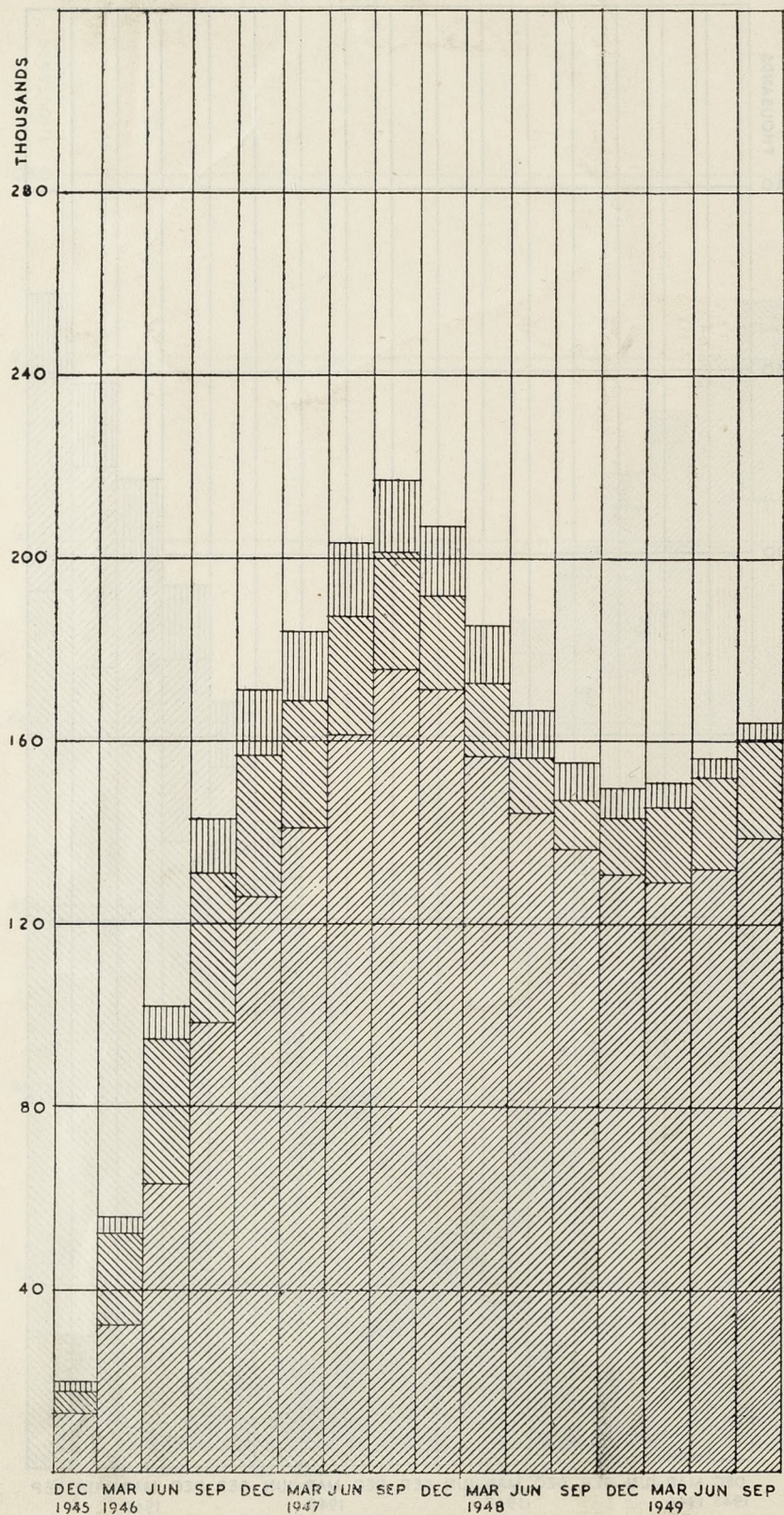


PERMANENT DWELLINGS CONSTRUCTION COMPLETED




PERMANENT DWELLINGS UNDER CONSTRUCTION

 REBUILDING OF WAR DESTROYED
 UNDER LICENCE
 BY LOCAL AUTHORITIES AND GOVERNMENT DEPARTMENTS



BRITISH LIBRARY
-8NOV1949
OF POLITICAL AND
ECONOMIC SCIENCE.

V S [42(14A301)]
(2) 42(R415)



MINISTRY OF HEALTH

HOUSING RETURN
FOR
ENGLAND AND WALES
30th September, 1949

Appendix B

LONDON: HIS MAJESTY'S STATIONERY OFFICE

PRICE 1s 3d NET

Housing Return for England and
Wales as at 30th September, 1949, with
Appendix A (Cmd. 7808) 9d. (by post 10d.)

† Progress Reports for September, 1949, not received.—See Note 2.

NOTES

1. An alphabetical index of Regions and Counties is shown on page 78.
2. The data shown in this Appendix has been based on Appendix B to the Housing Return for England and Wales for 31st January, 1946, and includes additions and alterations notified in monthly Progress Reports up to and including September, 1949, received from Local Authorities. In cases where entries in the Progress Reports were incomplete or inconsistent the information contained in this Appendix has been compiled in the light of evidence contained in the Census Return and in the Progress Reports as a whole. The tabular statement shows the position as at the 30th September, 1949. In certain instances Progress Reports have not been received in time for inclusion. Those local authorities in respect of whom Progress Reports for September, 1949, have not been received are marked with †.
3. The term "under construction" in Columns (4), (7), (9), (15) and (17), means that the contractor has actually begun work on the construction of the dwellings. In some instances work has begun on all dwellings in a particular contract; in a few cases it would appear that all the dwellings in a particular scheme have been shown as "under construction" on the Progress Report although work has not necessarily started on all of them.
4. Experimental houses erected by the Ministry of Works on sites provided by housing authorities are included in the data shown for the authorities concerned.
5. Where Tenders (or Estimates in the case of Direct Labour) for site development (Roads and Sewers) have been approved by the Ministry of Health but where work on the site has not begun, the sites have not been shown as under development (Col (2)).
6. Permanent Houses. Permanent Aluminium houses are shown separately from other types in Columns (6), (7) and (8). "Houses under construction" (Columns (4) and (7)) and "Houses completed" (Columns (5) and (8)) are included in "Houses on tenders approved" (Columns (3) and (6)); otherwise, figures in each column are not included in any other column.
7. It should be noted that the greater part of the housing provision for the County of London is made by the London County Council. It is not, therefore, possible to relate the data shown in this Appendix for each Metropolitan Borough to the housing needs of the population of the Borough.
The bulk of the preliminary work in connection with the provision of permanent houses made by certain housing associations in the County of London area is undertaken by the Metropolitan Boroughs. The information is included in Columns (3), (4) and (5).
8. The total number of dwellings on licences and approvals issued (Column (14)) includes licences and approvals issued both in regard to new dwellings and to the rebuilding of war destroyed dwellings. An analysis of the respective numbers falling into these two categories is shown in Tables 3A and 4A of Appendix A to the Housing Return. Approvals for the erection of new dwellings include those built under Housing (Financial Provisions) Act, 1938, Section 3, and houses on which the work was done without valuable consideration that were approved before 1st February, 1947.
The total number of licences and approvals shown in Column (14) takes into account information received from Local Authorities in respect of licences that may have lapsed.
9. The numbers of houses on licences issued or approved under Section 94 of the Housing Act, 1936 (as amended by Section 8 of the Housing (Financial Provisions) Act, 1938), under construction and completed by Housing Associations are included in Columns (3), (4) and (5) respectively. In Returns prior to that for 31st July, 1947, this information was included in the columns relating to private builders. The numbers of such houses included in Columns (3), (4) and (5) are shown at the foot of each page for each Local Authority concerned.
10. The estimated population shown in Column (11) relates to 31st December, 1948, and excludes members of the Armed Forces.

TABULAR STATEMENT FOR EACH HOUSING
Position as at 30th
Unit = Number

| Housing Authorities and Housing Associations—Permanent Housing | | | | | | | | | | |
|---|---|---------------------------------------|----------------------------|---------------|-----------------------------|----------------------------|---------------|------------------------------------|----------------|-------------------------|
| Sites | | Houses and Flats | | | | | | | | Est. Pop. in 000's (11) |
| Right of entry obtained development or house erection not yet begun (1) | Developed or under development house erection not yet begun (2) | New Dwellings except Aluminium Houses | | | Aluminium Houses | | | Rebuilding War Destroyed Dwellings | | |
| | | No. on tenders approved (3) | No. under construction (4) | Completed (5) | No. on tenders approved (6) | No. under construction (7) | Completed (8) | No. under construction (9) | Completed (10) | |
| 220 | 129 | 1,209 | 238 | 789 | — | — | — | — | — | 65 |
| 1,232 | 58 | 636 | 146 | 396 | 103 | — | 103 | — | — | 23 |
| — | — | 522 | 96 | 426 | 110 | — | 110 | — | — | 29 |
| 130 | — | 178 | — | 138 | — | — | — | — | — | 5 |
| — | 36 | 94 | — | 74 | — | — | — | — | — | 5 |
| — | 270 | 488 | 78 | 410 | — | — | — | — | — | 12 |
| 400 | 62 | 136 | 32 | 90 | — | — | — | — | — | 11 |
| — | — | 52 | 8 | 44 | — | — | — | — | — | 2 |
| 112 | 50 | 304 | 92 | 188 | — | — | — | — | — | 29 |
| 14 | 54 | 490 | 148 | 336 | — | — | — | — | — | 19 |
| 150 | 124 | 502 | 132 | 254 | 75 | — | 75 | — | — | 29 |
| 106 | 68 | 92 | — | 56 | — | — | — | — | — | 13 |
| 18 | 10 | 112 | 24 | 80 | — | — | — | — | — | 12 |
| — | — | 282 | 76 | 170 | — | — | — | — | — | 23 |
| 4 | 352 | 966 | 301 | 659 | — | — | — | — | — | 84 |
| 304 | 129 | 1,541 | 288 | 984 | — | — | — | — | — | 115 |
| — | 544 | 2,420 | 259 | 2,041 | 48 | — | 48 | — | 10 | 108 |
| — | 1,170 | 4,338 | 808 | 2,920 | 113 | — | 113 | — | 30 | 181 |
| 2,369 | 329 | 1,035 | 249 | 745 | — | — | — | — | 6 | 72 |
| — | 130 | 531 | 136 | 343 | — | — | — | — | — | 19 |
| 388 | 335 | 473 | 94 | 364 | — | — | — | — | — | 17 |
| 650 | 202 | 654 | 165 | 391 | — | — | — | — | — | 28 |
| — | 558 | 1,205 | 266 | 821 | 20 | — | 20 | — | 14 | 73 |

(a) See Note 9. Column (3) 158, Column (4) —, Column (5) 118. (h) See Note 9. Column (3) 24, Column (4) —, Column (5) 2.
 (b) See Note 9. " 488, " 78, " 410. (i) See Note 9. " 7, " —, " 7.
 (c) See Note 9. " 32, " —, " 32. (j) See Note 9. " 13, " —, " 13.
 (d) See Note 9. " 56, " 18, " 38. (k) See Note 9. " 8, " —, " 8.
 (e) See Note 9. " 456, " 148, " 302. (l) See Note 9. " 3, " —, " 3.
 (f) See Note 9. " 402, " 90, " 206. (m) See Note 9. " 36, " —, " —.
 (g) See Note 9. " 282, " 76, " 170.

AUTHORITY IN ENGLAND AND WALES
September, 1949.
of dwellings.

APPENDIX B

| Housing Authority Name (12) | Temporary Houses Completed (13) | Private Builders—Permanent Housing | | | | |
|-----------------------------------|------------------------------------|--|----------------------------|-------------------|------------------------------------|-------------------|
| | | Total No. on Licences and Approvals issued (14) | New Dwellings | | Rebuilding War Destroyed Dwellings | |
| | | | Under construction (15) | Completed (16) | Under construction (17) | Completed (18) |
| NORTHERN | | | | | | |
| Cumberland | | | | | | |
| COUNTY BOROUGHS | | | | | | |
| Carlisle | 115 | 162 | 39 | 112 | — | — |
| BOROUGHS | | | | | | |
| Whitehaven | 50 | 103 | 19 | 82 | — | — |
| Workington | — | 101 | 24 | 68 | — | — |
| URBAN DISTRICTS | | | | | | |
| Cockermouth (a) | — | 16 | 2 | 14 | — | — |
| Keswick | — | 32 | 8 | 24 | — | — |
| Maryport (b) | — | 19 | 6 | 12 | — | — |
| Penrith | 20 | 29 | 2 | 24 | — | — |
| RURAL DISTRICTS | | | | | | |
| Alston with Garrigill (c) | — | 2 | 1 | 1 | — | — |
| Border (d) | 35 | 96 | 11 | 81 | — | — |
| Cockermouth (e) | — | 74 | 5 | 67 | — | — |
| Ennerdale (f) | 110 | 9 | 7 | 2 | — | — |
| Millom (m) | — | 15 | 7 | 8 | — | — |
| Penrith | — | 26 | 4 | 22 | — | — |
| Wigton (g) | — | 47 | 13 | 29 | — | — |
| Durham | | | | | | |
| COUNTY BOROUGHS | | | | | | |
| Darlington | 200 | 329 | 103 | 220 | — | — |
| Gateshead | — | 121 | — | 107 | — | — |
| South Shields | 364 | 186 | 18 | 85 | 4 | 79 |
| Sunderland (h) | 958 | 342 | 2 | 185 | 2 | 153 |
| West Hartlepool (i) | 200 | 334 | 48 | 262 | — | 4 |
| BOROUGHS | | | | | | |
| Durham (j) | — | 69 | 15 | 49 | — | — |
| Hartlepool (k) | 150 | 14 | — | 12 | — | 2 |
| Jarrow | 50 | 6 | 6 | — | — | — |
| Stockton-on-Tees (l) | 200 | 293 | 51 | 227 | — | 2 |

(91265)

A 3

APPENDIX B

(continued)

| Housing Authority | Temporary Houses Completed | Private Builders—Permanent Housing | | | | |
|--------------------------|----------------------------|--|--------------------|-----------|------------------------------------|-----------|
| | | Total No. on Licences and Approvals issued | New Dwellings | | Rebuilding War Destroyed Dwellings | |
| | | | Under construction | Completed | Under construction | Completed |
| Name | (13) | (14) | (15) | (16) | (17) | (18) |
| Durham—cont. | | | | | | |
| URBAN DISTRICTS | | | | | | |
| Barnard Castle (a) | — | 19 | 4 | 15 | — | — |
| Billingham | 100 | 28 | — | 26 | — | 2 |
| Bishop Auckland | 105 | 35 | 8 | 25 | — | — |
| Blaydon | 102 | 20 | 3 | 11 | — | 6 |
| Boldon (b) | — | 52 | 9 | 39 | — | 4 |
| Brandon and Byshottles | 70 | 17 | 1 | 16 | — | — |
| Chester-le-Street (c) | 80 | 50 | 15 | 35 | — | — |
| Consett | 143 | 73 | 12 | 61 | — | — |
| Crook and Willington (d) | 102 | 5 | 3 | 1 | — | — |
| †Felling | 100 | 6 | — | 6 | — | — |
| Hebburn | 105 | 4 | — | 2 | — | 2 |
| Hetton | — | — | — | — | — | — |
| Houghton-le-Spring | 134 | 41 | 11 | 30 | — | — |
| Ryton | — | 29 | 4 | 24 | — | — |
| Seaham | 150 | 1 | — | 1 | — | — |
| †Shildon | 44 | 17 | 5 | 11 | — | — |
| †Spennymoor (e) | 66 | 16 | 7 | 6 | — | — |
| Stanley | 150 | 4 | 1 | 3 | — | — |
| Tow Law (f) | — | — | — | — | — | — |
| Washington | 100 | 23 | 2 | 20 | — | — |
| Whickham | — | 58 | 4 | 51 | — | — |
| RURAL DISTRICTS | | | | | | |
| Barnard Castle | — | 7 | 2 | 4 | — | — |
| Chester-le-Street | 101 | 38 | 9 | 29 | — | — |
| Darlington | — | 50 | 15 | 34 | — | — |
| Durham | 66 | 2 | — | 2 | — | — |
| Easington | 416 | 43 | 9 | 16 | — | 12 |
| Lanchester | — | 24 | 3 | 21 | — | — |
| Sedgefield | — | 76 | 12 | 64 | — | — |
| Stockton | — | 83 | 3 | 74 | — | — |
| Sunderland | 56 | 40 | 8 | 32 | — | 2 |
| Weardale | — | 12 | 2 | 10 | — | — |
| Northumberland | | | | | | |
| COUNTY BOROUGHS | | | | | | |
| Newcastle-upon-Tyne | 1,390 | 502 | 74 | 301 | — | 90 |
| Tynemouth (g) | — | 198 | 21 | 106 | 2 | 61 |
| BOROUGHES | | | | | | |
| Berwick-upon-Tweed | 50 | 43 | 9 | 29 | — | 4 |
| Blyth | 150 | 22 | 6 | 8 | — | — |
| Morpeth | 71 | 8 | 4 | 2 | — | — |
| Wallsend | 163 | 78 | — | 40 | — | 38 |
| URBAN DISTRICTS | | | | | | |
| Alwick | 50 | 17 | 3 | 14 | — | — |
| Amble (h) | — | 7 | — | 6 | — | 1 |
| Ashington (i) | 67 | 17 | 4 | 13 | — | — |
| Bedlingtonshire | 50 | 19 | 4 | 10 | — | — |
| Gosforth | 115 | 123 | — | 123 | — | — |

(91265)

A 4

Housing Authorities and Housing Associations—Permanent Housing

| Sites | Houses and Flats | | | | | | | | | Est. Pop. in 000's |
|-------|---|---------------------------------------|------------------------|-----------|-------------------------|------------------------|-----------|------------------------------------|-----------|--------------------|
| | Developed or under development house erection not yet begun | New Dwellings except Aluminium Houses | | | Aluminium Houses | | | Rebuilding War Destroyed Dwellings | | |
| | | No. on tenders approved | No. under construction | Completed | No. on tenders approved | No. under construction | Completed | No. under construction | Completed | |
| (1) | (2) | (3) | (4) | (5) | (6) | (7) | (8) | (9) | (10) | (11) |
| — | — | 168 | 74 | 66 | — | — | — | — | — | 5 |
| 672 | — | 542 | 117 | 387 | — | — | — | — | 14 | 23 |
| 582 | 15 | 306 | 66 | 240 | 44 | — | 44 | — | — | 36 |
| 368 | 50 | 543 | 105 | 392 | 116 | — | 116 | — | — | 31 |
| 526 | 272 | 477 | 129 | 314 | 88 | — | 88 | — | 5 | 16 |
| 848 | 104 | 642 | 148 | 444 | — | — | — | — | — | 19 |
| — | — | 343 | 112 | 231 | — | — | — | — | — | 19 |
| 2,000 | 112 | 771 | 184 | 569 | — | — | — | — | — | 39 |
| — | 234 | 422 | 116 | 226 | — | — | — | — | — | 27 |
| 390 | 14 | 318 | 116 | 194 | 50 | — | 50 | — | — | 25 |
| 220 | 206 | 356 | 139 | 217 | — | — | — | — | — | 23 |
| 198 | 86 | 406 | 106 | 282 | — | — | — | — | — | 19 |
| 216 | 366 | 844 | 74 | 702 | 28 | — | 28 | — | — | 29 |
| — | 47 | 240 | 69 | 161 | — | — | — | — | — | 14 |
| 438 | — | 360 | 50 | 248 | 80 | — | 80 | — | — | 26 |
| 124 | 32 | 170 | 30 | 140 | — | — | — | — | — | 15 |
| 111 | 116 | 403 | 66 | 331 | 72 | — | 72 | — | — | 20 |
| 32 | 18 | 470 | 134 | 322 | 112 | — | 112 | — | — | 49 |
| — | — | 157 | 24 | 50 | — | — | — | — | — | 3 |
| 200 | 42 | 375 | 100 | 245 | — | — | — | — | — | 18 |
| — | 77 | 251 | 68 | 169 | 21 | — | 21 | — | 3 | 23 |
| 82 | 42 | 230 | 56 | 172 | — | — | — | — | — | 17 |
| 42 | 265 | 596 | 156 | 416 | — | — | — | — | — | 41 |
| 33 | 39 | 141 | 1 | 140 | — | — | — | — | — | 10 |
| 1,466 | 88 | 927 | 137 | 662 | 109 | — | 109 | — | — | 34 |
| 38 | 6 | 922 | 38 | 878 | 258 | — | 258 | — | 6 | 82 |
| — | 8 | 366 | 76 | 222 | 46 | — | 46 | — | — | 15 |
| 714 | — | 506 | 196 | 280 | 92 | — | 92 | — | — | 36 |
| — | — | 252 | 38 | 212 | — | — | — | — | — | 7 |
| 24 | 124 | 872 | 112 | 666 | 26 | — | 26 | — | — | 25 |
| 74 | — | 171 | 60 | 61 | — | — | — | — | — | 9 |
| 454 | 258 | 2,900 | 278 | 2,310 | — | — | — | — | 12 | 294 |
| — | 468 | 1,940 | 381 | 1,427 | — | — | — | — | 46 | 66 |
| 76 | 106 | 368 | 32 | 254 | — | — | — | — | 10 | 12 |
| 550 | 112 | 655 | 152 | 467 | 59 | — | 59 | — | 28 | 35 |
| 6 | — | 234 | 50 | 184 | — | — | — | — | — | 9 |
| 748 | 228 | 810 | 195 | 593 | — | — | — | — | 2 | 49 |
| — | — | 272 | 32 | 240 | — | — | — | — | — | 7 |
| 422 | 4 | 122 | — | 84 | — | — | — | — | — | 4 |
| 90 | 142 | 395 | 169 | 226 | 80 | — | 80 | — | — | 29 |
| 211 | 96 | 703 | 160 | 539 | 20 | — | 20 | — | — | 28 |
| — | 120 | 706 | 100 | 580 | — | — | — | — | — | 24 |

(a) See Note 9. Column (3) 156, Column (4) 74, Column (5) 54.
 (b) See Note 9. " 23, " " 23.
 (c) See Note 9. " 1, " " 1.
 (d) See Note 9. " 4, " 2, " 2.
 (e) See Note 9. " 115, " " 115.
 (f) See Note 9. Column (3) 157, Column (4) 24, Column (5) 50.
 (g) See Note 9. " 9, " 3, " 6.
 (h) See Note 9. " 6, " " 6.
 (i) See Note 9. " 20, " " 20.

APPENDIX B

| Housing Authorities and Housing Associations—Permanent Housing | | | | | | | | | | |
|---|---|---------------------------------------|----------------------------|---------------|-----------------------------|----------------------------|---------------|------------------------------------|----------------|--------------------|
| Sites | | Houses and Flats | | | | | | | | Est. Pop. in 000's |
| Right of entry obtained development or house erection not yet begun (1) | Developed or under development house erection not yet begun (2) | New Dwellings except Aluminium Houses | | | Aluminium Houses | | | Rebuilding War Destroyed Dwellings | | |
| | | No. on tenders approved (3) | No. under construction (4) | Completed (5) | No. on tenders approved (6) | No. under construction (7) | Completed (8) | No. under construction (9) | Completed (10) | |
| 19 | 68 | 148 | 43 | 105 | — | — | — | — | — | 9 |
| 160 | 34 | 482 | 101 | 311 | 91 | — | 91 | — | 10 | 27 |
| — | 76 | 240 | 38 | 198 | — | — | — | — | — | 10 |
| — | 222 | 532 | 88 | 392 | 70 | — | 70 | — | — | 21 |
| 250 | 20 | 130 | 18 | 106 | — | — | — | — | — | 9 |
| 12 | 630 | 389 | 68 | 303 | 52 | — | 52 | — | 6 | 26 |
| 120 | 34 | 465 | 90 | 343 | — | — | — | — | — | 32 |
| — | 84 | 104 | 28 | 76 | 26 | — | 26 | — | — | 12 |
| 30 | 91 | 68 | — | 60 | — | — | — | — | — | 5 |
| 22 | — | 56 | 4 | 52 | — | — | — | — | — | 5 |
| 140 | 8 | 290 | 14 | 276 | 48 | — | 48 | — | — | 15 |
| 78 | — | 62 | 6 | 56 | — | — | — | — | — | 8 |
| — | 16 | 128 | 18 | 66 | — | — | — | — | — | 7 |
| 56 | 8 | 202 | 26 | 158 | — | — | — | — | — | 21 |
| 378 | 418 | 333 | 88 | 223 | 23 | — | 23 | — | — | 18 |
| — | — | 110 | 39 | 71 | — | — | — | — | — | 5 |
| 10 | 16 | 88 | 38 | 50 | — | — | — | — | — | 6 |
| 64 | — | 16 | 8 | 8 | — | — | — | — | — | 2 |
| 262 | 12 | 324 | 85 | 205 | — | — | — | — | — | 18 |
| 10 | — | 8 | 8 | — | — | — | — | — | — | 5 |
| — | 20 | 14 | 4 | 4 | — | — | — | — | — | 6 |
| 78 | 26 | 95 | 25 | 38 | — | — | — | — | — | 17 |
| 22 | 16 | 316 | 104 | 212 | — | — | — | — | — | 18 |
| 54 | 618 | 2,158 | 533 | 1,389 | 20 | — | 20 | — | 17 | 144 |
| 90 | 191 | 502 | 113 | 271 | — | — | — | — | — | 27 |
| — | — | 128 | 41 | 78 | — | — | — | — | — | 5 |
| 116 | 34 | 639 | 88 | 515 | — | — | — | — | 8 | 45 |
| 24 | 78 | 292 | 47 | 225 | — | — | — | — | — | 23 |
| — | 89 | 547 | 130 | 333 | — | — | — | — | 11 | 33 |
| 16 | — | 204 | 32 | 142 | — | — | — | — | — | 8 |
| 108 | — | 103 | 26 | 49 | — | — | — | — | — | 7 |
| 70 | — | 94 | 16 | 78 | — | — | — | — | — | 4 |
| 140 | 11 | 184 | 25 | 131 | — | — | — | — | — | 6 |
| — | — | 62 | 12 | 50 | — | — | — | — | — | 4 |
| 58 | 69 | 156 | 56 | 100 | — | — | — | — | — | 8 |

(a) See Note 9. Column (3) 8, Column (4) —, Column (5) 8.
 (b) See Note 9. " 5, " —, " 5.
 (c) See Note 9. " 5, " 3, " 2.
 (d) See Note 9. " 50, " —, " 50.

(continued)

| Housing Authority | Temporary Houses Completed | Private Builders—Permanent Housing | | | | |
|-------------------------------|----------------------------|--|--------------------|-----------|------------------------------------|-----------|
| | | Total No. on Licences and Approvals issued | New Dwellings | | Rebuilding War Destroyed Dwellings | |
| | | | Under construction | Completed | Under construction | Completed |
| Name | (13) | (14) | (15) | (16) | (17) | (18) |
| Northumberland—contd. | | | | | | |
| URBAN DISTRICTS—contd. | | | | | | |
| Hexham | — | 21 | 10 | 11 | — | — |
| Longbenton | 95 | 89 | 13 | 73 | — | — |
| Newbiggin-by-Sea (a) | — | 7 | — | — | — | 7 |
| Newburn | 50 | 83 | — | 78 | — | 3 |
| Prudhoe | 153 | — | — | — | — | — |
| Seaton Valley (b) | 119 | 10 | — | 9 | — | 1 |
| Whitley Bay (c) | — | 190 | 11 | 81 | 1 | 96 |
| RURAL DISTRICTS | | | | | | |
| Alnwick | 32 | 18 | 2 | 13 | — | — |
| Belford | — | 21 | 6 | 9 | — | — |
| Bellingham | — | — | — | — | — | — |
| Castle Ward | — | 66 | 26 | 36 | — | — |
| Glendale | — | 23 | 14 | 6 | — | — |
| Haltwhistle | — | 6 | 1 | 5 | — | — |
| Hexham | — | 30 | 8 | 22 | — | — |
| Morpeth | — | 20 | 6 | 8 | — | — |
| Norham and Islandshires | — | 15 | 8 | 7 | — | — |
| Rothbury | 4 | 5 | 2 | 3 | — | — |
| Westmorland | | | | | | |
| BOROUGHS | | | | | | |
| Appleby | — | 3 | — | 3 | — | — |
| Kendal | 40 | 48 | 9 | 37 | — | — |
| URBAN DISTRICTS | | | | | | |
| Lakes | — | 6 | 2 | 3 | — | — |
| Windermere | — | 10 | 3 | 7 | — | — |
| RURAL DISTRICTS | | | | | | |
| North Westmorland | — | 22 | 9 | 13 | — | — |
| †South Westmorland | — | 112 | 20 | 85 | — | — |
| York—North Riding | | | | | | |
| COUNTY BOROUGH | | | | | | |
| Middlesbrough | 290 | 317 | 41 | 273 | — | 2 |
| BOROUGHS | | | | | | |
| Redcar | 60 | 48 | 5 | 39 | — | 4 |
| †Richmond | 26 | 22 | 12 | 9 | — | — |
| Scarborough | 150 | 154 | 36 | 98 | — | 14 |
| Thornaby-on-Tees | — | 64 | — | 64 | — | — |
| URBAN DISTRICTS | | | | | | |
| Eston | 150 | 57 | — | 56 | — | 1 |
| Guisborough (d) | — | 59 | 4 | 38 | — | — |
| †Loftus | — | 2 | 1 | 1 | — | — |
| Malton | — | 5 | 1 | 4 | — | — |
| Northallerton | — | 24 | 9 | 14 | — | — |
| Pickering | — | 24 | 4 | 20 | — | — |
| Saltburn and Marske-by-Sea | 36 | 33 | 2 | 16 | — | 14 |

APPENDIX B

| Housing Authorities and Housing Associations—Permanent Housing | | | | | | | | | | |
|---|---|---------------------------------------|----------------------------|---------------|-----------------------------|----------------------------|---------------|------------------------------------|----------------|--------------------|
| Sites | | Houses and Flats | | | | | | | | Est. Pop. in 000's |
| Right of entry obtained development or house erection not yet begun (1) | Developed or under development house erection not yet begun (2) | New Dwellings except Aluminium Houses | | | Aluminium Houses | | | Rebuilding War Destroyed Dwellings | | |
| | | No. on tenders approved (3) | No. under construction (4) | Completed (5) | No. on tenders approved (6) | No. under construction (7) | Completed (8) | No. under construction (9) | Completed (10) | |
| — | 68 | 224 | 56 | 164 | — | — | — | — | — | 6 |
| 136 | — | 160 | 2 | 158 | — | — | — | — | — | 13 |
| — | — | 165 | 29 | 130 | — | — | — | — | — | 12 |
| — | — | 40 | 16 | 24 | — | — | — | — | — | 4 |
| — | — | 58 | 18 | 36 | — | — | — | — | — | 7 |
| — | — | 37 | 10 | 27 | — | — | — | — | — | 3 |
| 22 | — | 142 | 32 | 98 | — | — | — | — | — | 11 |
| 148 | 59 | 300 | 68 | 214 | — | — | — | — | — | 20 |
| 48 | — | 84 | 8 | 60 | — | — | — | — | — | 5 |
| 20 | 14 | 24 | 12 | 12 | — | — | — | — | — | 5 |
| 63 | 4 | 118 | 46 | 60 | — | — | — | — | — | 6 |
| 2 | — | 102 | 14 | 80 | — | — | — | — | — | 6 |
| — | 6 | 18 | 6 | 12 | — | — | — | — | — | 2 |
| 47 | 6 | 146 | 33 | 99 | — | — | — | — | — | 8 |
| — | 6 | 38 | 8 | 30 | — | — | — | — | — | 5 |
| — | — | — | — | — | — | — | — | — | — | 2 |
| — | 20 | 142 | 48 | 62 | — | — | — | — | — | 13 |
| 24 | — | 81 | 12 | 69 | — | — | — | — | — | 8 |
| 74 | — | 34 | 14 | 14 | — | — | — | — | — | 4 |
| 263 | 2 | 321 | 68 | 251 | — | — | — | — | — | 17 |
| — | — | 122 | 17 | 105 | — | — | — | — | — | 12 |
| — | — | 20 | 4 | 12 | — | — | — | — | — | 2 |
| 6 | 64 | 204 | 60 | 116 | — | — | — | — | — | 12 |
| — | 2,030 | 1,692 | 583 | 1,007 | — | — | — | — | 241 | 297 |
| 64 | 239 | 1,691 | 292 | 1,171 | — | — | — | — | 14 | 104 |
| 696 | 72 | 250 | 82 | 168 | — | — | — | — | — | 15 |
| 559 | 138 | 192 | 94 | 90 | — | — | — | — | — | 25 |
| 64 | — | 52 | 22 | 30 | — | — | — | — | — | 2 |
| — | — | 76 | 48 | 28 | — | — | — | — | — | 7 |
| — | — | 89 | — | 89 | — | — | — | — | — | 5 |
| 4 | 384 | 350 | 134 | 216 | 50 | — | 50 | — | — | 35 |
| — | — | 208 | 28 | 180 | — | — | — | — | — | 5 |
| — | 52 | 156 | 20 | 100 | — | — | — | — | — | 5 |
| — | 66 | 88 | 34 | 50 | — | — | — | — | — | 5 |
| 146 | 84 | 240 | 54 | 186 | — | — | — | — | — | 19 |
| 32 | 30 | 190 | 46 | 118 | — | — | — | — | 3 | 9 |
| 10 | 4 | 223 | 54 | 167 | — | — | — | — | — | 13 |
| 48 | 12 | 140 | 26 | 110 | — | — | — | — | — | 10 |
| 16 | 35 | 326 | 26 | 300 | — | — | — | — | — | 18 |

(a) See Note 9. Column (3) 14, Column (4) —, Column (5) 12.
 (b) See Note 9. " 18, " —, " —.

(continued)

| Housing Authority | Temporary Houses Completed | Private Builders—Permanent Housing | | | | |
|--------------------------------|----------------------------|--|--------------------|-----------|------------------------------------|-----------|
| | | Total No. on Licences and Approvals issued | New Dwellings | | Rebuilding War Destroyed Dwellings | |
| | | | Under construction | Completed | Under construction | Completed |
| Name | | (15) | (16) | (17) | (18) | |
| York—North Riding—cont. | | | | | | |
| URBAN DISTRICTS—cont. | | | | | | |
| Scalby | — | 59 | 11 | 46 | — | |
| Skelton and Brotton | — | 43 | 8 | 35 | — | |
| Whitby | 43 | 42 | 6 | 35 | 1 | |
| RURAL DISTRICTS | | | | | | |
| Aysgarth | — | 7 | 2 | 2 | — | |
| Bedale | — | 27 | 5 | 21 | 1 | |
| Croft | — | 6 | — | 6 | — | |
| Easingwold | — | 58 | 5 | 53 | — | |
| Flaxton (a) | 50 | 89 | 11 | 71 | 6 | |
| Helmsley | — | 20 | 6 | 13 | — | |
| Kirby Moorside | — | 17 | 6 | 11 | — | |
| Leyburn | — | 32 | 2 | 22 | — | |
| Malton | — | 8 | 4 | 4 | — | |
| Masham | — | 2 | — | 2 | — | |
| Northallerton | — | 33 | 7 | 25 | — | |
| Pickering | — | 11 | 1 | 8 | — | |
| Reeth | — | 1 | — | — | — | |
| Richmond | — | 11 | 4 | 6 | — | |
| Scarborough | — | 74 | 7 | 65 | 1 | |
| Startforth | — | 3 | 1 | 2 | — | |
| Stokesley | — | 87 | 10 | 77 | — | |
| Thirsk | — | 48 | 3 | 45 | — | |
| Wath | — | 5 | 2 | 2 | — | |
| Whitby | — | 33 | 8 | 25 | — | |
| EAST AND WEST RIDINGS | | | | | | |
| York—East Riding | | | | | | |
| (with York C.B.) | | | | | | |
| COUNTY BOROUGHS | | | | | | |
| Kingston-upon-Hull (b) | 2,457 | 999 | 69 | 388 | 42 | |
| York | 449 | 383 | 76 | 199 | 2 | |
| BOROUGHS | | | | | | |
| Beverley | 75 | 72 | 14 | 58 | — | |
| Bridlington | 100 | 209 | 17 | 157 | 1 | |
| Hedon | — | 26 | 6 | 15 | 5 | |
| URBAN DISTRICTS | | | | | | |
| Driffeld | — | 23 | — | 23 | — | |
| Filey | — | 34 | 2 | 32 | — | |
| Haltemprice | — | 222 | 25 | 172 | 20 | |
| Hornsea | 15 | 39 | 11 | 28 | — | |
| Norton | 6 | 8 | 3 | 4 | — | |
| Withernsea | 50 | 10 | 4 | 5 | 1 | |
| RURAL DISTRICTS | | | | | | |
| Beverley | 51 | 125 | 13 | 106 | 1 | |
| Bridlington | — | 34 | 7 | 23 | — | |
| Derwent | — | 85 | 12 | 70 | 1 | |
| Driffeld | — | 32 | 4 | 27 | 1 | |
| Holderness | 23 | 79 | 11 | 66 | 1 | |

| Housing Authorities and Housing Associations—Permanent Housing | | | | | | | | | | |
|---|---|---------------------------------------|----------------------------|---------------|-----------------------------|----------------------------|---------------|------------------------------------|----------------|--------------------|
| Sites | | Houses and Flats | | | | | | | | Est. Pop. in 000's |
| Right of entry obtained development or house erection not yet begun (1) | Developed or under development house erection not yet begun (2) | New Dwellings except Aluminium Houses | | | Aluminium Houses | | | Rebuilding War Destroyed Dwellings | | |
| | | No. on tenders approved (3) | No. under construction (4) | Completed (5) | No. on tenders approved (6) | No. under construction (7) | Completed (8) | No. under construction (9) | Completed (10) | |
| 62 | 20 | 194 | 26 | 166 | 20 | — | 20 | — | — | 12 |
| 16 | 17 | 214 | 30 | 184 | — | — | — | — | — | 7 |
| 124 | 66 | 300 | 36 | 242 | — | — | — | — | — | 18 |
| 459 | 542 | 891 | 242 | 583 | 149 | — | 149 | — | — | 75 |
| — | 589 | 1,555 | 610 | 761 | — | — | — | — | — | 290 |
| 20 | 67 | 564 | 204 | 320 | 25 | — | 25 | — | — | 53 |
| 200 | 712 | 1,720 | 298 | 1,346 | — | — | — | — | — | 80 |
| — | 275 | 922 | 170 | 738 | — | — | — | — | — | 97 |
| 212 | 394 | 870 | 254 | 572 | — | — | — | — | — | 128 |
| 8,526 | 2,635 | 4,300 | 1,624 | 1,846 | — | — | — | — | — | 504 |
| — | 808 | 1,152 | 110 | 1,010 | 100 | — | 100 | — | — | 81 |
| 12,468 | 1,465 | 4,063 | 1,074 | 2,808 | — | — | — | — | 98 | 512 |
| — | 666 | 788 | 182 | 520 | 80 | — | 80 | — | 4 | 58 |
| 450 | 58 | 458 | 170 | 288 | — | — | — | — | — | 40 |
| 94 | 170 | 376 | 90 | 216 | — | — | — | — | — | 31 |
| 214 | 110 | 332 | 64 | 234 | — | — | — | — | — | 20 |
| — | 30 | 464 | 126 | 296 | — | — | — | — | — | 52 |
| — | 186 | 364 | 170 | 176 | — | — | — | — | — | 57 |
| — | 114 | 618 | 152 | 358 | — | — | — | — | — | 40 |
| — | 10 | 116 | 40 | 64 | — | — | — | — | — | 15 |
| 7 | 208 | 562 | 116 | 406 | 38 | — | 38 | — | — | 23 |
| 168 | 122 | 464 | 116 | 318 | — | — | — | — | — | 30 |
| — | 10 | 114 | 35 | 79 | — | — | — | — | — | 10 |
| — | 120 | 140 | 34 | 88 | — | — | — | — | — | 19 |
| 468 | 316 | 206 | 49 | 93 | 36 | — | 36 | — | — | 19 |
| — | 24 | 341 | 81 | 250 | — | — | — | — | — | 27 |
| — | 74 | 166 | 22 | 130 | — | — | — | — | — | 10 |
| — | 24 | 10 | 10 | — | — | — | — | — | — | 10 |
| — | 226 | 364 | 104 | 232 | 45 | — | 45 | — | — | 20 |
| 591 | 188 | 133 | 52 | 77 | — | — | — | — | — | 22 |
| — | 2 | 460 | 26 | 428 | 25 | — | 25 | — | 2 | 43 |
| 312 | 82 | 248 | 92 | 142 | — | — | — | — | — | 22 |
| — | 120 | 148 | 6 | 122 | — | — | — | — | — | 17 |
| — | 100 | 96 | 44 | 50 | — | — | — | — | — | 9 |
| — | 40 | 160 | — | 160 | — | — | — | — | — | 6 |
| — | 94 | 230 | 72 | 148 | — | — | — | — | — | 14 |
| 340 | 28 | 458 | 28 | 430 | — | — | — | — | — | 24 |
| 72 | — | 126 | 32 | 82 | — | — | — | — | — | 10 |
| — | 20 | 30 | 10 | 20 | — | — | — | — | — | 3 |
| — | — | 106 | — | 106 | — | — | — | — | — | 4 |
| — | 40 | 84 | 6 | 60 | — | — | — | — | — | 5 |
| — | 94 | 130 | 32 | 78 | — | — | — | — | — | 19 |
| — | — | 370 | 34 | 336 | — | — | — | — | — | 13 |
| 129 | — | 229 | 33 | 180 | — | — | — | — | — | 12 |

(a) See Note 9. Column (3) 30, Column (4) 30, Column (5) —.

(b) See Note 9. " 12, " —, " —.

(continued)

| Housing Authority | Temporary Houses Completed | Private Builders—Permanent Housing | | | | |
|-------------------------------|----------------------------|--|--------------------|-----------|------------------------------------|-----------|
| | | Total No. on Licences and Approvals issued | New Dwellings | | Rebuilding War Destroyed Dwellings | |
| | | | Under construction | Completed | Under construction | Completed |
| Name | (13) | (14) | (15) | (16) | (17) | (18) |
| York—East Riding—cont. | | | | | | |
| RURAL DISTRICTS—cont. | | | | | | |
| Howden | — | 35 | 4 | 31 | — | — |
| Norton | — | 17 | 4 | 10 | — | — |
| Pocklington | 45 | 67 | 19 | 45 | — | — |
| York—West Riding | | | | | | |
| COUNTY BOROUGHES | | | | | | |
| Barnsley | 346 | 66 | 4 | 61 | — | — |
| Bradford | 301 | 105 | 10 | 84 | — | 5 |
| Dewsbury | 150 | 104 | 15 | 88 | — | — |
| Doncaster | 200 | 301 | 47 | 241 | — | 5 |
| Halifax | 300 | 125 | 24 | 94 | 1 | — |
| Huddersfield | 250 | 199 | 14 | 163 | — | — |
| Leeds (a) | 1,210 | 1,152 | 30 | 1,099 | — | 8 |
| Rotherham | 280 | 205 | 26 | 168 | — | — |
| Sheffield (b) | 2,066 | 1,108 | 168 | 654 | 10 | 192 |
| Wakefield | 150 | 115 | 39 | 68 | 1 | 6 |
| BOROUGHS | | | | | | |
| Batley | 100 | 100 | 13 | 72 | — | — |
| Brighouse | 93 | 33 | 4 | 29 | — | — |
| Goole | — | 25 | 14 | 3 | 4 | — |
| Harrogate | 104 | 99 | 18 | 81 | — | — |
| Keighley | 95 | 61 | 12 | 46 | — | — |
| Morley | 100 | 82 | 24 | 55 | — | — |
| Ossett | 40 | 55 | 14 | 40 | — | — |
| Pontefract | 60 | 105 | 3 | 100 | — | — |
| Pudsey | 16 | 58 | 12 | 43 | — | — |
| Ripon | — | 36 | 6 | 30 | — | — |
| Todmorden | 64 | — | — | — | — | — |
| URBAN DISTRICTS | | | | | | |
| Adwick-le-Street | — | 1 | — | — | — | — |
| Aireborough | 50 | 54 | 7 | 47 | — | — |
| Baildon | — | 38 | 3 | 35 | — | — |
| Barnoldswick | — | 4 | 1 | 2 | — | — |
| Bentley-with-Arksey | 50 | 28 | — | 12 | — | 16 |
| Bingley | — | 53 | 6 | 43 | — | — |
| Castleford | 178 | 31 | 10 | 20 | — | 1 |
| Colne Valley | — | 43 | 4 | 39 | — | — |
| Conisbrough | 45 | 9 | 2 | 6 | — | — |
| Cudworth | 99 | 8 | 1 | 7 | — | — |
| Darfield | 20 | 2 | — | 2 | — | — |
| Darton | 50 | 29 | 8 | 21 | — | — |
| Dearne | — | 10 | 3 | 6 | — | — |
| Denby Dale | — | 10 | 5 | 5 | — | — |
| Denholme | 8 | 2 | 2 | — | — | — |
| Dodworth | — | 6 | — | 5 | — | — |
| Earby | — | — | — | — | — | — |
| Elland | — | 2 | 1 | — | — | — |
| Featherstone | 40 | 5 | — | 5 | — | — |
| Garforth | — | 48 | 6 | 41 | — | — |

APPENDIX B

| Housing Authorities and Housing Associations—Permanent Housing | | | | | | | | | | |
|---|---|---------------------------------------|----------------------------|---------------|-----------------------------|----------------------------|---------------|------------------------------------|----------------|--------------------|
| Sites | | Houses and Flats | | | | | | | | Est. Pop. in 000's |
| Right of entry obtained development or house erection not yet begun (1) | Developed or under development house erection not yet begun (2) | New Dwellings except Aluminium Houses | | | Aluminium Houses | | | Rebuilding War Destroyed Dwellings | | |
| | | No. on tenders approved (3) | No. under construction (4) | Completed (5) | No. on tenders approved (6) | No. under construction (7) | Completed (8) | No. under construction (9) | Completed (10) | |
| — | 14 | 164 | — | 164 | — | — | — | — | — | 10 |
| 34 | — | 142 | 54 | 80 | — | — | — | — | — | 9 |
| 24 | — | 432 | 102 | 290 | 100 | — | 100 | — | — | 13 |
| 214 | — | 249 | 51 | 164 | — | — | — | — | — | 19 |
| — | 174 | 102 | 18 | 44 | — | — | — | — | — | 8 |
| — | 38 | 124 | 18 | 78 | — | — | — | — | — | 14 |
| 240 | 90 | 148 | 42 | 106 | 130 | 4 | 126 | — | — | 16 |
| 108 | 56 | 122 | 52 | 52 | — | — | — | — | — | 17 |
| 308 | 32 | 76 | 22 | 54 | — | — | — | — | — | 18 |
| — | 26 | 160 | 26 | 112 | — | — | — | — | — | 8 |
| 96 | — | 328 | 56 | 264 | — | — | — | — | — | 10 |
| — | — | 352 | 32 | 314 | 46 | — | 46 | — | — | 12 |
| — | 12 | 86 | 18 | 68 | — | — | — | — | — | 5 |
| 2 | 89 | 328 | 35 | 283 | — | — | — | — | — | 19 |
| 233 | 28 | 132 | 39 | 69 | — | — | — | — | — | 12 |
| — | — | 188 | 64 | 120 | — | — | — | — | — | 19 |
| 20 | 22 | 144 | 36 | 100 | — | — | — | — | — | 11 |
| 132 | — | 190 | 50 | 140 | — | — | — | — | — | 6 |
| — | — | 89 | 21 | 64 | — | — | — | — | — | 9 |
| 327 | 78 | 202 | 12 | 190 | 20 | — | 20 | — | — | 19 |
| — | 28 | 96 | 42 | 50 | — | — | — | — | — | 5 |
| — | — | 256 | 44 | 200 | — | — | — | — | — | 24 |
| — | 40 | 184 | 26 | 158 | 30 | — | 30 | — | — | 8 |
| 250 | 22 | 115 | 28 | 87 | — | — | — | — | — | 17 |
| 44 | — | 128 | — | 128 | — | — | — | — | — | 11 |
| — | 364 | 222 | 74 | 146 | — | — | — | — | — | 33 |
| — | 26 | 54 | 18 | 34 | — | — | — | — | — | 6 |
| 122 | 26 | 196 | 36 | 140 | — | — | — | — | — | 13 |
| 438 | — | 96 | 18 | 62 | — | — | — | — | — | 19 |
| 26 | 206 | 512 | 144 | 324 | 50 | — | 50 | — | — | 37 |
| 56 | 12 | 256 | 40 | 200 | 38 | — | 38 | — | — | 16 |
| 50 | — | 100 | 22 | 78 | — | — | — | — | — | 10 |
| 332 | 46 | 268 | 54 | 206 | 28 | — | 28 | — | — | 11 |
| — | 10 | 70 | 20 | 50 | — | — | — | — | — | 2 |
| — | 54 | 262 | 84 | 178 | — | — | — | — | — | 14 |
| 48 | — | 406 | 92 | 296 | — | — | — | — | — | 19 |
| 190 | 6 | 204 | 26 | 178 | — | — | — | — | — | 14 |
| — | — | 6 | 4 | 2 | — | — | — | — | — | 5 |
| 632 | 2 | 678 | 208 | 388 | 184 | — | 184 | — | — | 53 |
| 64 | 4 | 196 | 46 | 144 | — | — | — | — | — | 9 |
| 490 | 164 | 388 | 130 | 258 | 220 | — | 220 | — | — | 48 |
| — | 4 | 106 | 93 | 13 | — | — | — | — | — | 4 |
| 74 | 10 | 390 | 74 | 316 | 86 | — | 86 | — | — | 17 |
| 14 | — | 150 | 26 | 112 | — | — | — | — | — | 12 |
| 18 | — | 154 | 38 | 116 | — | — | — | — | — | 8 |
| 43 | 140 | 168 | 8 | 142 | — | — | — | — | — | 7 |
| 26 | — | 164 | 70 | 86 | — | — | — | — | — | 11 |

(continued)

| Housing Authority | Temporary Houses Completed | Private Builders—Permanent Housing | | | | |
|-------------------------------|----------------------------|--|--------------------|-----------|------------------------------------|-----------|
| | | Total No. on Licences and Approvals issued | New Dwellings | | Rebuilding War Destroyed Dwellings | |
| | | | Under construction | Completed | Under construction | Completed |
| Name | (13) | (14) | (15) | (16) | (17) | (18) |
| York—West Riding—cont. | | | | | | |
| URBAN DISTRICTS—cont. | | | | | | |
| Hebden Royd | 30 | 23 | 10 | 13 | — | — |
| Heckmondwike | 50 | 29 | 7 | 15 | — | — |
| Hemsworth | — | 3 | 1 | 1 | — | — |
| Holmfirth | — | 25 | 9 | 14 | — | — |
| Horbury | — | 30 | 5 | 25 | — | — |
| Horsforth | — | 95 | 11 | 80 | — | — |
| Hoyland Nether | 103 | 23 | 4 | 17 | — | — |
| Ilkley | — | 56 | — | 56 | — | — |
| Kirkburton | — | 55 | 4 | 45 | — | — |
| Knarsborough | — | 32 | 8 | 24 | — | — |
| Knottingley | — | 72 | 9 | 57 | — | — |
| Maltby | 50 | 17 | 3 | 14 | — | — |
| Meltham | — | 2 | 2 | — | — | — |
| Mexborough | 34 | 18 | — | 18 | — | — |
| Mirfield | 50 | 26 | 1 | 24 | — | — |
| Normanton | 200 | 24 | 3 | 21 | — | — |
| Otley | 50 | 34 | 3 | 31 | — | — |
| Penistone | — | 16 | 4 | 12 | — | — |
| Queensbury and Shelf | — | 29 | 1 | 28 | — | — |
| Rawmarsh | 50 | 14 | — | 13 | — | — |
| Ripponden | — | — | — | — | — | — |
| Rothwell | 70 | 65 | 19 | 46 | — | — |
| Royston | 12 | 30 | 5 | 23 | — | — |
| Saddleworth | — | 35 | 9 | 25 | — | — |
| Selby | — | 37 | 6 | 29 | — | — |
| ShIPLEY | 100 | 37 | 5 | 32 | — | — |
| Silsden | — | 3 | 1 | — | — | — |
| Skipton | — | 2 | — | 2 | — | — |
| Sowerby Bridge | 50 | 3 | 1 | 2 | — | — |
| Spensborough | — | 47 | 11 | 26 | — | — |
| Stanley | 40 | 37 | 10 | 27 | — | — |
| Stocksbridge | 50 | 21 | 3 | 16 | — | — |
| Swinton | 100 | 3 | — | 2 | — | — |
| Tickhill | — | 14 | 4 | 9 | — | — |
| Wath-upon-Deerne | 68 | 17 | 2 | 14 | — | — |
| Wombwell | — | 30 | — | 30 | — | — |
| Worsborough | 50 | 29 | 4 | 25 | — | — |
| RURAL DISTRICTS | | | | | | |
| Bowland | — | 7 | 3 | 4 | — | — |
| Doncaster | 105 | 96 | 9 | 85 | — | — |
| Goole | — | 18 | 3 | 15 | — | — |
| Hemsworth | 170 | 69 | 8 | 57 | — | — |
| Hepton | 10 | — | — | — | — | — |
| Kiveton Park | — | 85 | 25 | 60 | — | — |
| Nidderdale | — | 85 | 11 | 63 | — | — |
| Osgoldcross | — | 51 | 7 | 40 | — | — |
| Penistone | — | 24 | 6 | 17 | — | — |
| Ripon and Pateley Bridge | — | 54 | 9 | 43 | — | — |

APPENDIX B

| Housing Authorities and Housing Associations—Permanent Housing | | | | | | | | | | Est. Pop. in 000's |
|---|---|---------------------------------------|----------------------------|---------------|-----------------------------|----------------------------|---------------|------------------------------------|----------------|-----------------------------|
| Sites | | Houses and Flats | | | | | | | | |
| Right of entry obtained development or house erection not yet begun (1) | Developed or under development house erection not yet begun (2) | New Dwellings except Aluminium Houses | | | Aluminium Houses | | | Rebuilding War Destroyed Dwellings | | |
| | | No. on tenders approved (3) | No. under construction (4) | Completed (5) | No. on tenders approved (6) | No. under construction (7) | Completed (8) | No. under construction (9) | Completed (10) | |
| 4 | 440 | 996 | 180 | 740 | 90 | — | 90 | — | — | 47 |
| — | — | — | — | — | — | — | — | — | — | 4 |
| 4 | 26 | 94 | 22 | 70 | — | — | — | — | — | 6 |
| 46 | 58 | 56 | 24 | 32 | — | — | — | — | — | 14 |
| 64 | 246 | 282 | 114 | 140 | — | — | — | — | — | 24 |
| 79 | 184 | 359 | 126 | 223 | 50 | — | 50 | — | — | 26 |
| 12 | 38 | 496 | 94 | 382 | — | — | — | — | — | 31 |
| 392 | 364 | 243 | 44 | 169 | 180 | — | 180 | — | — | 18 |
| 280 | 200 | 394 | 96 | 292 | — | — | — | — | 1 | 19 |
| 20 | — | 66 | 20 | 40 | — | — | — | — | — | 6 |
| 12 | 506 | 498 | 142 | 268 | 18 | — | 18 | — | — | 42 |
| 1,105 | 74 | 1,992 | 505 | 1,131 | — | — | — | — | 18 | 142 |
| — | 982 | 813 | 230 | 533 | 63 | — | 63 | — | — | 67 |
| — | 350 | 536 | 58 | 478 | 70 | — | 70 | — | 1 | 33 |
| 250 | 152 | 359 | 96 | 263 | 20 | — | 20 | — | — | 23 |
| — | — | 150 | 45 | 100 | — | — | — | — | — | 5 |
| 10 | 14 | 66 | 10 | 40 | — | — | — | — | — | 3 |
| 84 | 10 | 216 | 34 | 168 | — | — | — | — | — | 15 |
| 2 | 12 | 262 | 58 | 166 | — | — | — | — | — | 11 |
| — | 6 | 290 | 26 | 250 | — | — | — | — | — | 8 |
| 74 | — | 244 | 20 | 218 | — | — | — | — | — | 7 |
| 567 | 74 | 388 | 86 | 288 | — | — | — | — | — | 24 |
| — | — | 360 | 68 | 290 | — | — | — | — | — | 29 |
| 308 | 128 | 234 | 62 | 134 | — | — | — | — | — | 18 |
| — | 144 | 259 | 30 | 229 | — | — | — | — | — | 18 |
| 114 | — | 341 | 111 | 204 | 50 | — | 50 | — | — | 18 |
| — | 261 | 213 | 139 | 44 | 89 | — | 89 | — | — | 21 |
| — | — | 126 | 26 | 78 | — | — | — | — | — | 5 |
| 42 | 39 | 147 | 4 | 112 | — | — | — | — | — | 12 |
| 83 | 42 | 146 | 36 | 106 | — | — | — | — | — | 19 |
| 34 | 69 | 462 | 50 | 308 | — | — | — | — | — | 28 |
| 216 | 251 | 438 | 126 | 288 | 127 | — | 127 | — | — | 44 |
| 646 | 1,097 | 1,304 | 284 | 948 | 155 | — | 155 | — | — | 75 |
| 8 | 17 | 406 | 40 | 366 | 20 | — | 20 | — | — | 19 |
| 429 | 214 | 766 | 108 | 604 | 53 | — | 53 | — | — | 30 |
| 132 | 762 | 1,018 | 279 | 625 | 50 | — | 50 | — | — | 72 |

†(a) See Note 9. Column (3) 20, Column (4) 20, Column (5) —.

(continued)

| Housing Authority | Temporary Houses Completed | Private Builders—Permanent Housing | | | | |
|--|----------------------------|--|--------------------|-----------|------------------------------------|-----------|
| | | Total No. on Licences and Approvals issued | New Dwellings | | Rebuilding War Destroyed Dwellings | |
| | | | Under construction | Completed | Under construction | Completed |
| Name | (13) | (14) | (15) | (16) | (17) | (18) |
| York—West Riding—cont. | | | | | | |
| RURAL DISTRICTS—cont. | | | | | | |
| Rotherham | 190 | 251 | 25 | 207 | — | — |
| Sedburgh | — | 6 | 3 | 2 | — | — |
| Selby | — | 47 | 6 | 39 | — | — |
| Settle | — | 23 | 6 | 17 | — | — |
| Skipton | — | 43 | 9 | 24 | — | — |
| Tadcaster | 50 | 99 | 17 | 79 | — | — |
| Thorne | 80 | 52 | 5 | 47 | — | — |
| Wakefield | — | 53 | 16 | 37 | — | — |
| Wetherby | — | 85 | 16 | 63 | 1 | 2 |
| Wharfedale | — | 60 | 11 | 47 | — | — |
| Wortley | 80 | 110 | 16 | 92 | — | — |
| NORTH MIDLANDS | | | | | | |
| Derby—(less High Peak District) | | | | | | |
| COUNTY BOROUGH | | | | | | |
| Derby | 293 | 205 | 59 | 117 | — | 14 |
| BOROUGHES | | | | | | |
| Chesterfield | 150 | 286 | 59 | 217 | — | — |
| Ilkeston | 100 | 96 | 15 | 70 | — | 1 |
| URBAN DISTRICTS | | | | | | |
| Alfreton | — | 71 | 9 | 44 | — | — |
| Ashbourne | — | 22 | 9 | 13 | — | — |
| Bakewell | 30 | 7 | 2 | 5 | — | — |
| Belper | 40 | 96 | 14 | 82 | — | — |
| Bolsover | 25 | 14 | 3 | 11 | — | — |
| Clay Cross | — | 37 | 7 | 24 | — | — |
| Dronfield | 50 | 89 | 5 | 72 | — | — |
| Heanor | 50 | 100 | 13 | 83 | — | — |
| Long Eaton | 52 | 172 | 25 | 139 | — | 3 |
| Matlock | — | 40 | 16 | 21 | — | — |
| Ripley | 50 | 53 | 10 | 42 | — | — |
| Staveley | 40 | 40 | 2 | 36 | — | — |
| Swadlincote | 50 | 51 | 15 | 32 | — | — |
| Wirksworth | — | 15 | 5 | 9 | — | — |
| RURAL DISTRICTS | | | | | | |
| Ashbourne | — | 48 | 10 | 34 | — | — |
| Bakewell | — | 70 | 13 | 50 | — | — |
| Belper | — | 141 | 19 | 121 | — | 1 |
| Blackwell | 100 | 37 | 19 | 18 | — | — |
| Chesterfield | 230 | 213 | 20 | 187 | — | 4 |
| Clowne | — | 38 | 7 | 31 | — | — |
| Repton | 6 | 124 | 38 | 73 | — | — |
| Shardlow (a) | 150 | 315 | 26 | 263 | — | 9 |

| Housing Authorities and Housing Associations—Permanent Housing | | | | | | | | | | |
|--|---------------------------------------|------------------------|-----------|-------------------------|------------------------|-----------|------------------------------------|-----------|------|--------------------|
| Sites | Houses and Flats | | | | | | | | | Est. Pop. in 000's |
| | New Dwellings except Aluminium Houses | | | Aluminium Houses | | | Rebuilding War Destroyed Dwellings | | | |
| | No. on tenders approved | No. under construction | Completed | No. on tenders approved | No. under construction | Completed | No. under construction | Completed | | |
| (1) | (2) | (3) | (4) | (5) | (6) | (7) | (8) | (9) | (10) | (11) |
| — | 1,208 | 3,101 | 812 | 1,898 | — | — | — | — | 3 | 281 |
| — | 128 | 522 | 101 | 421 | — | — | — | — | — | 36 |
| — | 80 | 88 | 28 | 58 | 40 | — | 40 | — | — | 6 |
| 50 | 10 | 56 | 32 | 4 | — | — | — | — | — | 3 |
| 2 | 10 | 328 | 77 | 239 | — | — | — | — | — | 25 |
| 196 | 474 | 559 | 164 | 348 | — | — | — | — | 2 | 39 |
| 688 | 2 | 134 | 38 | 84 | — | — | — | — | — | 10 |
| — | 106 | 210 | 44 | 154 | — | — | — | — | — | 14 |
| — | 93 | 132 | 30 | 102 | — | — | — | — | — | 6 |
| 98 | 70 | 154 | 64 | 90 | — | — | — | — | — | 6 |
| — | 128 | 322 | 112 | 168 | — | — | — | — | — | 15 |
| 63 | 72 | 162 | 72 | 86 | 44 | — | 44 | — | — | 14 |
| 194 | 136 | 826 | 165 | 583 | — | — | — | — | — | 46 |
| 58 | — | 118 | 20 | 90 | — | — | — | — | — | 8 |
| 78 | 247 | 526 | 190 | 266 | — | — | — | — | — | 38 |
| 34 | 2 | 198 | 80 | 110 | — | — | — | — | — | 9 |
| 42 | 128 | 198 | 58 | 140 | — | — | — | — | — | 12 |
| 44 | 139 | 307 | 46 | 223 | — | — | — | — | — | 26 |
| 13 | 70 | 188 | 31 | 154 | — | — | — | — | — | 10 |
| 86 | 21 | 201 | 45 | 156 | — | — | — | — | — | 19 |
| 400 | 70 | 158 | 62 | 96 | — | — | — | — | — | 25 |
| 270 | 28 | 152 | 32 | 114 | — | — | — | — | — | 14 |
| 118 | 173 | 454 | 64 | 348 | — | — | — | — | — | 20 |
| 108 | 124 | 308 | 76 | 232 | — | — | — | — | — | 23 |
| 62 | 182 | 417 | 148 | 229 | — | — | — | — | — | 19 |
| 628 | 194 | 612 | 42 | 504 | — | — | — | — | 2 | 23 |
| 80 | 46 | 124 | 51 | 73 | — | — | — | — | — | 11 |
| — | 2 | 53 | — | 47 | — | — | — | — | — | 5 |
| — | — | 144 | 20 | 118 | — | — | — | — | — | 8 |
| 34 | 156 | 306 | 97 | 209 | — | — | — | — | — | 18 |
| 204 | 29 | 358 | 46 | 260 | — | — | — | — | — | 26 |
| 94 | — | 126 | 33 | 83 | — | — | — | — | — | 15 |
| 80 | — | 124 | 14 | 104 | — | — | — | — | — | 17 |

(a) See Note 9, Column (3) 48, Column (4) —, Column (5) 48.
 (b) See Note 9, " 4, " —, " 4.

(continued)

| Housing Authority | Temporary Houses Completed | Private Builders—Permanent Housing | | | | |
|----------------------------------|----------------------------|--|--------------------|-----------|------------------------------------|-----------|
| | | Total No. on Licences and Approvals issued | New Dwellings | | Rebuilding War Destroyed Dwellings | |
| | | | Under construction | Completed | Under construction | Completed |
| Name | (13) | (14) | (15) | (16) | (17) | (18) |
| Leicester | | | | | | |
| COUNTY BOROUGH | | | | | | |
| Leicester | 573 | 1,161 | 175 | 823 | — | 26 |
| BOROUGH | | | | | | |
| Loughborough | — | 126 | 40 | 83 | — | — |
| URBAN DISTRICTS | | | | | | |
| Ashby-de-la-Zouch | — | 20 | 9 | 10 | — | — |
| Ashby Woulds | 71 | 4 | 1 | 3 | — | — |
| Coalville (a) | 50 | 158 | 20 | 103 | — | — |
| Hinckley | 200 | 246 | 23 | 213 | — | 9 |
| Market Harborough | 27 | 77 | 10 | 66 | — | — |
| Melton Mowbray | 50 | 44 | 11 | 33 | — | — |
| Oadby | — | 77 | 11 | 65 | — | — |
| Shepshed | — | 22 | 2 | 18 | — | — |
| Wigston | — | 73 | 11 | 59 | — | — |
| RURAL DISTRICTS | | | | | | |
| Ashby-de-la-Zouch | — | 47 | 15 | 30 | — | 2 |
| Barrow-upon-Soar | 84 | 414 | 26 | 375 | — | — |
| Billesdon | — | 114 | 12 | 98 | — | — |
| Blaby | 100 | 432 | 34 | 388 | 1 | 6 |
| Castle Donington | 20 | 57 | 7 | 50 | — | — |
| Lutterworth | 30 | 68 | 10 | 56 | — | — |
| Market Bosworth (b) | 195 | 172 | 22 | 122 | — | — |
| Market Harborough | — | 15 | 5 | 8 | — | — |
| Melton and Belvoir | 50 | 56 | 5 | 51 | — | — |
| Lincoln—Parts of Holland | | | | | | |
| BOROUGH | | | | | | |
| Boston | 102 | 145 | 18 | 115 | — | 6 |
| URBAN DISTRICT | | | | | | |
| Spalding | 50 | 69 | 14 | 52 | — | 1 |
| RURAL DISTRICTS | | | | | | |
| Boston | — | 210 | 50 | 139 | — | — |
| East Elloe | 69 | 153 | 42 | 88 | — | — |
| Spalding | 50 | 151 | 59 | 84 | — | — |
| Lincoln—Parts of Kesteven | | | | | | |
| BOROUGHS | | | | | | |
| Grantham | 100 | 98 | 25 | 66 | — | 1 |
| Stamford | 33 | 47 | 9 | 36 | — | — |
| URBAN DISTRICTS | | | | | | |
| Bourne | — | 24 | 7 | 12 | — | — |
| Sleaford | — | 42 | 10 | 32 | — | — |
| RURAL DISTRICTS | | | | | | |
| East Kesteven | 60 | 83 | 10 | 69 | — | 3 |
| North Kesteven | 60 | 144 | 24 | 110 | — | — |
| South Kesteven | — | 54 | 13 | 33 | — | — |
| West Kesteven | 42 | 66 | 13 | 44 | — | — |

| Housing Authorities and Housing Associations—Permanent Housing | | | | | | | | | | |
|---|---|---------------------------------------|----------------------------|---------------|-----------------------------|----------------------------|---------------|------------------------------------|----------------|--------------------|
| Sites | | Houses and Flats | | | | | | | | Est. Pop. in 000's |
| Right of entry obtained development or house erection not yet begun (1) | Developed or under development house erection not yet begun (2) | New Dwellings except Aluminium Houses | | | Aluminium Houses | | | Rebuilding War Destroyed Dwellings | | |
| | | No. on tenders approved (3) | No. under construction (4) | Completed (5) | No. on tenders approved (6) | No. under construction (7) | Completed (8) | No. under construction (9) | Completed (10) | |
| 700 | 746 | 1,319 | 396 | 753 | — | — | — | — | — | 91 |
| 395 | 121 | 888 | 303 | 549 | — | — | — | — | — | 68 |
| — | 36 | 403 | 54 | 335 | — | — | — | — | — | 29 |
| — | — | 210 | 30 | 164 | — | — | — | — | — | 12 |
| — | 308 | 1,542 | 471 | 937 | 150 | — | 150 | — | — | 52 |
| — | — | 34 | — | 34 | — | — | — | — | — | 2 |
| 68 | 109 | 174 | 56 | 94 | — | — | — | — | — | 6 |
| — | — | 62 | 48 | 14 | — | — | — | — | — | 5 |
| 250 | 16 | 190 | — | 140 | — | — | — | — | — | 18 |
| — | — | 26 | — | 26 | — | — | — | — | — | 4 |
| 44 | — | 87 | 28 | 59 | — | — | — | — | 10 | 5 |
| — | 44 | 56 | 14 | 24 | — | — | — | — | — | 2 |
| 26 | 26 | 192 | 38 | 152 | — | — | — | — | — | 12 |
| — | 8 | 20 | 2 | 18 | — | — | — | — | — | 2 |
| 80 | 8 | 154 | 34 | 108 | — | — | — | — | — | 13 |
| 12 | 14 | 160 | 36 | 114 | — | — | — | — | — | 11 |
| 88 | 20 | 194 | 44 | 126 | — | — | — | — | — | 33 |
| 208 | 20 | 153 | 28 | 121 | — | — | — | — | — | 12 |
| 18 | 24 | 118 | 36 | 76 | — | — | — | — | — | 12 |
| 133 | 24 | 268 | 68 | 184 | — | — | — | — | — | 14 |
| 20 | — | 168 | 26 | 118 | — | — | — | — | — | 17 |
| 32 | 52 | 183 | 45 | 122 | — | — | — | — | — | 24 |
| 34 | 18 | 92 | 12 | 70 | — | — | — | — | — | 14 |
| 961 | 239 | 1,277 | 228 | 889 | — | — | — | — | — | 105 |
| 8 | 24 | 60 | 22 | 36 | — | — | — | — | — | 3 |
| 164 | — | 114 | 26 | 78 | — | — | — | — | — | 4 |
| — | 2 | 134 | 32 | 102 | — | — | — | — | — | 4 |
| — | 76 | 362 | 124 | 212 | — | — | — | — | — | 37 |
| 34 | 16 | 131 | — | 131 | — | — | — | — | — | 4 |
| — | 276 | 1,004 | 462 | 522 | 250 | — | 250 | — | — | 13 |
| — | 78 | 84 | 18 | 66 | — | — | — | — | — | 5 |
| — | — | 168 | — | 168 | — | — | — | — | — | 5 |
| — | — | 54 | 12 | 42 | — | — | — | — | — | 3 |
| — | 81 | 122 | 63 | 59 | — | — | — | — | — | 4 |
| 126 | 38 | 40 | 8 | 32 | — | — | — | — | — | 5 |
| — | 204 | 218 | 24 | 194 | — | — | — | — | — | 16 |
| 1,200 | 80 | 378 | 72 | 304 | — | — | — | — | — | 28 |
| 70 | 43 | 195 | 74 | 107 | — | — | — | — | — | 9 |
| 124 | 10 | 282 | 114 | 168 | — | — | — | — | — | 18 |
| 19 | 176 | 356 | 86 | 198 | — | — | — | — | — | 16 |

(a) See Note 9. Column (3) 20, Column (4) 20, Column (5) —.
 (b) See Note 9. " 72, " —, " —, " 72.

| Housing Authority | Temporary Houses Completed | Private Builders—Permanent Housing | | | | |
|---------------------------------|----------------------------|--|--------------------|-----------|------------------------------------|-----------|
| | | Total No. on Licences and Approvals issued | New Dwellings | | Rebuilding War Destroyed Dwellings | |
| | | | Under construction | Completed | Under construction | Completed |
| Name | (13) | (14) | (15) | (16) | (17) | (18) |
| Lincoln—Parts of Lindsey | | | | | | |
| COUNTY BOROUGHS | | | | | | |
| Grimsby (a) | 234 | 337 | 66 | 199 | 1 | 64 |
| Lincoln | 150 | 195 | 34 | 159 | — | 2 |
| BOROUGHS | | | | | | |
| Cleethorpes | — | 135 | 22 | 76 | 1 | 36 |
| Louth | 50 | 52 | 7 | 38 | — | 3 |
| Scunthorpe | 100 | 154 | 45 | 103 | — | — |
| URBAN DISTRICTS | | | | | | |
| Alford | — | 10 | 3 | 5 | — | — |
| Barton-upon-Humber | — | 27 | 8 | 19 | — | — |
| Brigg | 70 | 8 | 1 | 6 | — | — |
| Gainsborough | 60 | — | — | — | — | — |
| Horncastle | 10 | 14 | 2 | 11 | — | — |
| Mablethorpe and Sutton | 20 | 44 | 9 | 27 | — | 6 |
| Market Rasen | — | 9 | 1 | 4 | — | — |
| Skegness | 110 | 87 | 9 | 48 | — | 29 |
| Woodhall Spa | — | 12 | 2 | 5 | 3 | 1 |
| RURAL DISTRICTS | | | | | | |
| Caistor | — | 66 | 13 | 50 | — | — |
| Gainsborough | — | 77 | 21 | 56 | — | — |
| Glanford Brigg | — | 151 | 16 | 120 | — | 1 |
| Grimsby | 30 | 70 | 11 | 51 | — | 2 |
| Horncastle | — | 39 | 5 | 29 | — | 1 |
| Isle of Axholme | — | 54 | 10 | 44 | — | — |
| Louth | — | 83 | 12 | 63 | — | 1 |
| Spilsby | 60 | 121 | 27 | 86 | 2 | 1 |
| Welton | 30 | 122 | 12 | 96 | — | — |
| Northampton | | | | | | |
| COUNTY BOROUGH | | | | | | |
| Northampton | 250 | 227 | 34 | 162 | — | 3 |
| BOROUGHS | | | | | | |
| Brackley | — | 19 | 5 | 14 | — | — |
| Daventry | — | 33 | 9 | 22 | — | — |
| Higham Ferrers | 10 | 22 | 6 | 14 | — | — |
| Kettering | 100 | 193 | 20 | 172 | — | 1 |
| URBAN DISTRICTS | | | | | | |
| Burton Latimer | — | 24 | — | 19 | — | — |
| Corby | 50 | 21 | 2 | 17 | — | — |
| Desborough | — | 43 | 3 | 40 | — | — |
| Irthlingborough (b) | 20 | 5 | 1 | 3 | — | — |
| Oundle | — | 14 | 4 | 8 | — | — |
| Raunds | 10 | 16 | 7 | 7 | — | — |
| Rothwell | — | 13 | 3 | 10 | — | — |
| Rushden | 50 | 69 | 8 | 59 | — | 1 |
| Wellingborough | 95 | 112 | 17 | 92 | — | 1 |
| RURAL DISTRICTS | | | | | | |
| Brackley | — | 45 | 9 | 34 | — | — |
| Brixworth | — | 111 | 19 | 69 | — | — |
| Daventry | — | 58 | 15 | 38 | — | — |

| Housing Authorities and Housing Associations—Permanent Housing | | | | | | | | | | |
|---|---|---------------------------------------|----------------------------|---------------|-----------------------------|----------------------------|---------------|------------------------------------|----------------|--------------------|
| Sites | | Houses and Flats | | | | | | | | Est. Pop. in 000's |
| Right of entry obtained development or house erection not yet begun (1) | Developed or under development house erection not yet begun (2) | New Dwellings except Aluminium Houses | | | Aluminium Houses | | | Rebuilding War Destroyed Dwellings | | |
| | | No. on tenders approved (3) | No. under construction (4) | Completed (5) | No. on tenders approved (6) | No. under construction (7) | Completed (8) | No. under construction (9) | Completed (10) | |
| 86 | 4 | 272 | 38 | 224 | — | — | — | — | — | 12 |
| 43 | 282 | 737 | 110 | 563 | — | — | — | — | — | 19 |
| 38 | 22 | 222 | 52 | 154 | — | — | — | — | — | 18 |
| 108 | 130 | 511 | 72 | 437 | — | — | — | — | — | 14 |
| 4 | 66 | 274 | 76 | 198 | — | — | — | — | — | 13 |
| 106 | 858 | 3,686 | 914 | 2,398 | 250 | — | 250 | — | 5 | 299 |
| 92 | 2 | 288 | 48 | 240 | — | — | — | — | — | 16 |
| 44 | 186 | 730 | 192 | 422 | — | — | — | — | — | 51 |
| 30 | 20 | 396 | 208 | 160 | — | — | — | — | — | 23 |
| 204 | 112 | 414 | 132 | 258 | 77 | — | 77 | — | — | 31 |
| — | 71 | 417 | 123 | 284 | 22 | — | 22 | — | — | 21 |
| — | 116 | 886 | 282 | 540 | — | — | — | — | — | 48 |
| — | 104 | 568 | 158 | 388 | — | — | — | — | — | 34 |
| — | 391 | 224 | 40 | 184 | — | — | — | — | — | 10 |
| 60 | 32 | 330 | 129 | 149 | — | — | — | — | 2 | 22 |
| 130 | — | 262 | 100 | 152 | 61 | — | 61 | — | — | 20 |
| 383 | — | 308 | 48 | 260 | 25 | — | 25 | — | — | 17 |
| — | 86 | 807 | 212 | 559 | 84 | — | 84 | — | — | 40 |
| — | 2 | 164 | 40 | 124 | — | — | — | — | — | 11 |
| — | 76 | 360 | 126 | 220 | — | — | — | — | — | 24 |
| 238 | 214 | 880 | 68 | 798 | 177 | — | 177 | — | — | 48 |
| 38 | 128 | 160 | 46 | 112 | — | — | — | — | — | 18 |
| 16 | 20 | 208 | 78 | 104 | — | — | — | — | — | 21 |
| 32 | — | 166 | 10 | 90 | — | — | — | — | — | 10 |
| 50 | — | 516 | 166 | 212 | 208 | — | 208 | — | — | 39 |
| 24 | 16 | 296 | 128 | 162 | 40 | — | 40 | — | — | 16 |
| — | — | 76 | 12 | 64 | — | — | — | — | — | 4 |
| 48 | — | 48 | 28 | 20 | — | — | — | — | — | 3 |
| — | — | 64 | 8 | 44 | — | — | — | — | — | 7 |
| 12 | 8 | 101 | 20 | 77 | — | — | — | — | — | 6 |
| 190 | 136 | 686 | 172 | 460 | — | — | — | — | — | 54 |
| 24 | — | 52 | — | 52 | — | — | — | — | — | 2 |
| 109 | 40 | 185 | 60 | 125 | — | — | — | — | — | 7 |
| — | 78 | 619 | 139 | 474 | — | — | — | — | — | 53 |
| 446 | 107 | 347 | 54 | 229 | — | — | — | — | — | 17 |
| 1,069 | — | 1,934 | 411 | 1,216 | — | — | — | — | 6 | 109 |

(continued)

| Housing Authority | Temporary Houses Completed | Private Builders—Permanent Housing | | | | |
|------------------------------|----------------------------|--|--------------------|-----------|------------------------------------|-----------|
| | | Total No. on Licences and Approvals issued | New Dwellings | | Rebuilding War Destroyed Dwellings | |
| | | | Under construction | Completed | Under construction | Completed |
| Name | (13) | (14) | (15) | (16) | (17) | (18) |
| Northampton—cont. | | | | | | |
| RURAL DISTRICTS—cont. | | | | | | |
| Kettering | — | 53 | 13 | 40 | — | — |
| Northampton | 40 | 133 | 13 | 119 | — | — |
| Oundle and Thrapston | 40 | 47 | 5 | 36 | — | — |
| Towcester | 30 | 46 | 13 | 29 | — | — |
| Wellingborough | — | 60 | 9 | 46 | — | — |
| Nottingham | | | | | | |
| COUNTY BOROUGH | | | | | | |
| Nottingham | 1,000 | 1,161 | 157 | 960 | — | 22 |
| BOROUGHS | | | | | | |
| East Retford | — | 50 | 4 | 44 | — | — |
| Mansfield | 90 | 211 | 29 | 180 | — | — |
| Newark | 28 | 38 | 15 | 22 | — | — |
| Worksop | 70 | 115 | 15 | 95 | — | — |
| URBAN DISTRICTS | | | | | | |
| Arnold | 50 | 172 | 19 | 152 | — | — |
| Beeston and Stapleford | 100 | 377 | 40 | 332 | — | 5 |
| Carlton | 100 | 298 | 36 | 253 | — | 9 |
| Eastwood | 20 | 15 | 4 | 8 | — | — |
| Hucknall | 41 | 27 | 9 | 17 | — | — |
| Kirkby-in-Ashfield | 50 | 72 | 5 | 59 | — | — |
| Mansfield Woodhouse | 40 | 122 | 14 | 107 | — | — |
| Sutton-in-Ashfield | — | 158 | 15 | 141 | — | — |
| Warsop | — | 6 | — | 5 | — | — |
| West Bridgford | 81 | 172 | 16 | 133 | — | 20 |
| RURAL DISTRICTS | | | | | | |
| Basford | — | 204 | 44 | 152 | — | — |
| Bingham | — | 143 | 11 | 132 | — | — |
| East Retford | — | 98 | 14 | 71 | — | — |
| Newark | — | 42 | 9 | 27 | 1 | — |
| Southwell | — | 200 | 42 | 124 | — | — |
| Worksop | 40 | 23 | 4 | 18 | — | — |
| Rutland | | | | | | |
| URBAN DISTRICT | | | | | | |
| Oakham | 10 | 29 | 6 | 21 | — | — |
| RURAL DISTRICTS | | | | | | |
| Ketton | — | 17 | 3 | 13 | — | — |
| Oakham | — | 24 | 4 | 18 | — | — |
| Uppingham | 10 | 14 | 6 | 6 | — | — |
| Peterborough, Soke of | | | | | | |
| BOROUGH | | | | | | |
| Peterborough | 184 | 208 | 36 | 141 | — | 7 |
| RURAL DISTRICTS | | | | | | |
| Barnack | — | 18 | 2 | 15 | — | — |
| Peterborough | — | 55 | 12 | 43 | — | — |
| EASTERN | | | | | | |
| Bedford | | | | | | |
| BOROUGHS | | | | | | |
| Bedford | 180 | 112 | 19 | 75 | — | 4 |
| Dunstable | 50 | 116 | 19 | 97 | — | — |
| Luton | 300 | 257 | 17 | 192 | 6 | 31 |

| Housing Authorities and Housing Associations—Permanent Housing | | | | | | | | | | |
|---|---|---------------------------------------|----------------------------|---------------|-----------------------------|----------------------------|---------------|------------------------------------|----------------|--------------------|
| Sites | | Houses and Flats | | | | | | | | Est. Pop. in 000's |
| Right of entry obtained development or house erection not yet begun (1) | Developed or under development house erection not yet begun (2) | New Dwellings except Aluminium Houses | | | Aluminium Houses | | | Rebuilding War Destroyed Dwellings | | |
| | | No. on tenders approved (3) | No. under construction (4) | Completed (5) | No. on tenders approved (6) | No. under construction (7) | Completed (8) | No. under construction (9) | Completed (10) | |
| — | 12 | 73 | 19 | 54 | — | — | — | — | — | 3 |
| 24 | 107 | 136 | — | 128 | 44 | — | 44 | — | — | 7 |
| — | 20 | 154 | 14 | 118 | — | — | — | — | — | 9 |
| — | 264 | 184 | 60 | 124 | 100 | — | 100 | — | — | 8 |
| 6 | — | 99 | 12 | 87 | — | — | — | — | — | 4 |
| 71 | 204 | 492 | 71 | 381 | 130 | — | 130 | — | 2 | 22 |
| 18 | 42 | 289 | 78 | 189 | — | — | — | — | — | 27 |
| 123 | 53 | 338 | 100 | 216 | — | — | — | — | — | 23 |
| 76 | 189 | 348 | 47 | 281 | 40 | — | 40 | — | — | 19 |
| 604 | 88 | 1,507 | 408 | 959 | 100 | — | 100 | — | — | 86 |
| 179 | 244 | 435 | 160 | 243 | — | — | — | — | — | 36 |
| 61 | 24 | 297 | 39 | 252 | — | — | — | — | — | 20 |
| 368 | 188 | 378 | 90 | 218 | 20 | — | 20 | — | — | 21 |
| 102 | — | 188 | 78 | 106 | — | — | — | — | — | 17 |
| 17 | — | 118 | 22 | 80 | — | — | — | — | — | 5 |
| 14 | 60 | 188 | 28 | 160 | — | — | — | — | — | 9 |
| — | 30 | 142 | 48 | 74 | — | — | — | — | — | 13 |
| 96 | 8 | 114 | 53 | 57 | — | — | — | — | — | 9 |
| 182 | 50 | 350 | 72 | 274 | — | — | — | — | 3 | 15 |
| 70 | 36 | 52 | 16 | 36 | — | — | — | — | — | 5 |
| — | — | 24 | 8 | 10 | — | — | — | — | — | 3 |
| 34 | 76 | 222 | 42 | 160 | — | — | — | — | — | 13 |
| 349 | 332 | 1,134 | 458 | 548 | 55 | — | 55 | — | 7 | 148 |
| — | 250 | 984 | 151 | 792 | 100 | — | 100 | — | — | 36 |
| 1,058 | 111 | 671 | 178 | 455 | — | — | — | — | — | 53 |
| 34 | — | 176 | 53 | 115 | — | — | — | — | — | 13 |
| 14 | 2 | 126 | 34 | 60 | — | — | — | — | — | 10 |
| 28 | — | 992 | 354 | 602 | — | — | — | — | 6 | 73 |
| 2 | 64 | 200 | 28 | 172 | — | — | — | — | — | 7 |
| 4 | 16 | 154 | 52 | 82 | — | — | — | — | — | 20 |
| 231 | 144 | 646 | 174 | 416 | — | — | — | — | — | 42 |
| — | 14 | 450 | 44 | 398 | 20 | — | 20 | — | 2 | 17 |
| — | 168 | 492 | 140 | 318 | — | — | — | — | — | 28 |
| — | 56 | 60 | 4 | 56 | — | — | — | — | — | 4 |

(a) See Note 9. Column (3) 8, Column (4) —, Column (5) —.

(b) See Note 9. " 18, " —, " —.

(continued)

| Housing Authority | Temporary Houses Completed | Private Builders—Permanent Housing | | | | |
|---------------------------|----------------------------|--|--------------------|-----------|------------------------------------|-----------|
| | | Total No. on Licences and Approvals issued | New Dwellings | | Rebuilding War Destroyed Dwellings | |
| | | | Under construction | Completed | Under construction | Completed |
| Name | (13) | (14) | (15) | (16) | (17) | (18) |
| Bedford—cont. | | | | | | |
| URBAN DISTRICTS | | | | | | |
| Ampt Hill | 6 | 15 | 4 | 11 | — | — |
| Biggleswade | 120 | 31 | 7 | 17 | — | — |
| Kempston | 20 | 39 | 1 | 38 | — | — |
| Leighton Buzzard | 31 | 23 | 3 | 20 | — | — |
| Sandy | 10 | 20 | 6 | 12 | — | — |
| RURAL DISTRICTS | | | | | | |
| Ampt Hill | — | 80 | 14 | 61 | — | 2 |
| Bedford | 70 | 97 | 14 | 81 | — | — |
| Biggleswade | 137 | 87 | 16 | 63 | — | — |
| Luton | — | 119 | 23 | 96 | — | — |
| Cambridge | | | | | | |
| BOROUGH | | | | | | |
| Cambridge | 350 | 249 | 28 | 179 | — | 6 |
| RURAL DISTRICTS | | | | | | |
| Chesterton | 50 | 123 | 27 | 77 | — | — |
| Newmarket | — | 100 | 22 | 72 | — | — |
| South Cambridgeshire | — | 72 | 17 | 52 | — | — |
| Ely, Isle of | | | | | | |
| BOROUGH | | | | | | |
| Wisbech | 125 | 61 | 12 | 31 | 1 | 12 |
| URBAN DISTRICTS | | | | | | |
| Chatteris | 10 | 71 | 7 | 63 | — | — |
| Ely | — | 28 | 6 | 18 | — | 2 |
| March | 14 | 49 | 12 | 36 | — | 1 |
| Whittlesey | — | 36 | 7 | 28 | — | — |
| RURAL DISTRICTS | | | | | | |
| Ely | — | 101 | 19 | 80 | — | — |
| North Witchford | 15 | 45 | 11 | 30 | — | — |
| Thorney | — | 11 | 2 | 9 | — | — |
| Wisbech | — | 54 | 9 | 41 | — | 1 |
| Essex (Part of) | | | | | | |
| COUNTY BOROUGH | | | | | | |
| Southend-on-Sea | 206 | 589 | 80 | 333 | 4 | 164 |
| BOROUGH | | | | | | |
| Chelmsford | — | 257 | 42 | 83 | 10 | 106 |
| Colchester | 150 | 280 | 39 | 224 | — | 4 |
| Harwich | — | 53 | 3 | 33 | 1 | 10 |
| Maldon | 25 | 37 | 4 | 18 | — | 15 |
| Romford | 350 | 666 | 88 | 176 | 2 | 387 |
| Saffron Walden | 20 | 30 | 5 | 24 | — | — |
| URBAN DISTRICTS | | | | | | |
| Benfleet | — | 277 | 20 | 230 | — | 21 |
| Billericay | 249 | 226 | 31 | 116 | 5 | 48 |
| Braintree and Bocking (a) | 150 | 109 | 13 | 85 | — | 11 |
| Brentwood (b) | 100 | 129 | 17 | 67 | 6 | 34 |
| Brightlingsea | — | 19 | 4 | 11 | — | 3 |

| Housing Authorities and Housing Associations—Permanent Housing | | | | | | | | | | | |
|---|---|---------------------------------------|----------------------------|---------------|-----------------------------|----------------------------|---------------|------------------------------------|----------------|-----|--------------------|
| Sites | | Houses and Flats | | | | | | | | | Est. Pop. in 000's |
| Right of entry obtained development or house erection not yet begun (1) | Developed or under development house erection not yet begun (2) | New Dwellings except Aluminium Houses | | | Aluminium Houses | | | Rebuilding War Destroyed Dwellings | | | |
| | | No. on tenders approved (3) | No. under construction (4) | Completed (5) | No. on tenders approved (6) | No. under construction (7) | Completed (8) | No. under construction (9) | Completed (10) | | |
| 5 | 71 | 63 | — | 55 | — | — | — | — | — | 4 | |
| — | 30 | 80 | 6 | 74 | — | — | — | — | — | 11 | |
| — | 36 | 142 | 34 | 108 | — | — | — | — | — | 23 | |
| — | — | 192 | 28 | 162 | — | — | — | — | — | 6 | |
| 4 | 4 | 28 | 14 | 14 | — | — | — | — | — | 8 | |
| 26 | 4 | 114 | 40 | 50 | — | — | — | — | — | 6 | |
| 881 | 275 | 1,298 | 156 | 1,007 | — | — | — | — | 1 | 101 | |
| 32 | — | 156 | 15 | 117 | — | — | — | — | — | 9 | |
| — | 358 | 1,021 | 193 | 775 | — | — | — | 4 | 52 | 76 | |
| — | 4 | 34 | 8 | 26 | — | — | — | — | — | 3 | |
| — | 62 | 130 | 52 | 78 | — | — | — | — | — | 8 | |
| — | 46 | 54 | 6 | 40 | — | — | — | — | — | 2 | |
| 88 | 110 | 266 | 58 | 208 | — | — | — | — | — | 18 | |
| 518 | 134 | 521 | 104 | 326 | — | — | — | — | — | 39 | |
| 247 | 100 | 297 | 77 | 200 | — | — | — | — | — | 19 | |
| 162 | 108 | 572 | 92 | 464 | — | — | — | — | — | 18 | |
| 48 | 110 | 212 | 52 | 160 | — | — | — | — | — | 17 | |
| 84 | 50 | 232 | 34 | 178 | — | — | — | — | — | 22 | |
| 192 | 149 | 224 | 46 | 170 | — | — | — | — | — | 14 | |
| 414 | 58 | 245 | 68 | 170 | — | — | — | — | — | 14 | |
| 130 | 209 | 210 | 34 | 122 | — | — | — | — | — | 19 | |
| 108 | 224 | 172 | 79 | 93 | — | — | — | — | — | 17 | |
| 68 | 212 | 250 | 30 | 192 | — | — | — | — | 4 | 24 | |
| 90 | 126 | 340 | 52 | 280 | — | — | — | — | — | 23 | |
| 140 | 160 | 196 | 63 | 100 | — | — | — | — | — | 14 | |
| 845 | 19 | 923 | 330 | 562 | 50 | — | 50 | — | — | 43 | |
| — | 548 | 1,075 | 276 | 689 | — | — | — | — | 4 | 73 | |
| — | 65 | 185 | 55 | 130 | 40 | — | 40 | — | — | 6 | |
| — | 102 | 144 | 64 | 70 | — | — | — | — | — | 12 | |
| 8 | 40 | 298 | 46 | 244 | 95 | — | 95 | — | — | 13 | |
| — | 8 | 70 | 14 | 50 | — | — | — | — | — | 5 | |
| 20 | — | 300 | 65 | 220 | — | — | — | — | — | 14 | |
| 138 | 197 | 295 | 84 | 197 | — | — | — | — | — | 20 | |
| 140 | 27 | 216 | 55 | 161 | — | — | — | — | — | 14 | |
| 1,077 | 182 | 409 | 83 | 286 | 100 | — | 100 | — | — | 20 | |
| — | 3 | 578 | 74 | 454 | — | — | — | — | — | 25 | |
| — | 4 | 105 | 21 | 80 | — | — | — | — | — | 4 | |
| 155 | — | 65 | 6 | 59 | — | — | — | — | — | 4 | |
| 96 | 42 | 166 | 18 | 148 | — | — | — | — | — | 7 | |
| — | — | 94 | 10 | 84 | — | — | — | — | — | 5 | |
| — | 63 | 138 | 12 | 126 | — | — | — | — | — | 9 | |
| 76 | 158 | 364 | 70 | 278 | — | — | — | — | 2 | 18 | |

(a) See Note 9. Column (3) 16, Column (4) —, Column (5) 16.
 (b) See Note 9. " 30, " —, " 30.
 (c) See Note 9. " 24, " —, " 24.
 (d) See Note 9. " 54, " —, " 54.
 (e) See Note 9. " 19, " 12, " 7.
 (f) See Note 9. " 29, " —, " —.
 (g) See Note 9. " 12, " —, " —.

(continued)

| Housing Authority | Temporary Houses Completed | Private Builders—Permanent Housing | | | | |
|------------------------|----------------------------|--|--------------------|-----------|------------------------------------|-----------|
| | | Total No. on Licences and Approvals issued | New Dwellings | | Rebuilding War Destroyed Dwellings | |
| | | | Under construction | Completed | Under construction | Completed |
| Name | (13) | (14) | (15) | (16) | (17) | (18) |
| Essex (Part of)—cont. | | | | | | |
| URBAN DISTRICTS—cont. | | | | | | |
| Burnham-on-Crouch | — | 49 | 2 | 12 | 7 | 25 |
| Canvey Island | — | 127 | 28 | 64 | 1 | 30 |
| Clacton | 21 | 93 | 14 | 53 | 4 | 21 |
| Epping | 40 | 30 | 5 | 23 | — | — |
| Frinton and Walton | — | 49 | 2 | 19 | 8 | 19 |
| Halstead | 20 | 11 | 3 | 5 | — | 3 |
| Hornchurch | 300 | 1,162 | 71 | 700 | 16 | 354 |
| Rayleigh | — | 106 | 13 | 78 | — | 15 |
| Thurrock | 600 | 497 | 64 | 372 | 4 | 45 |
| West Mersea | — | 34 | 2 | 27 | — | 4 |
| Witham | 84 | 44 | 6 | 34 | — | 1 |
| Wivenhoe | 10 | 18 | 1 | 17 | — | — |
| RURAL DISTRICTS | | | | | | |
| Braintree | — | 63 | 18 | 44 | — | 1 |
| Chelmsford (f) | 90 | 264 | 21 | 214 | — | 21 |
| Dunmow | — | 111 | 12 | 90 | — | 3 |
| Epping | — | 167 | 16 | 131 | — | 16 |
| Halstead | 50 | 78 | 11 | 52 | — | 5 |
| Lexden & Winstree | — | 122 | 21 | 83 | 1 | 4 |
| Maldon | — | 91 | 15 | 57 | 3 | 3 |
| Ongar | 75 | 91 | 7 | 64 | — | 4 |
| Rochford | — | 196 | 9 | 167 | — | 10 |
| Saffron Walden | 50 | 65 | 12 | 48 | 2 | 1 |
| Tendring | 77 | 113 | 6 | 87 | 2 | 13 |
| Hertford (Part of) | | | | | | |
| BOROUGHES | | | | | | |
| Hemel Hempstead | 50 | 106 | 2 | 104 | — | — |
| Hertford | 50 | 57 | 6 | 30 | — | 17 |
| St. Albans (e) | 109 | 149 | 23 | 117 | 1 | 4 |
| Watford (g) | 100 | 306 | 51 | 232 | — | 17 |
| URBAN DISTRICTS | | | | | | |
| Baldock | — | 12 | 1 | 11 | — | — |
| Berkhamsted | 30 | 67 | 7 | 54 | — | — |
| Bishops Stortford | 85 | 82 | 8 | 73 | — | — |
| Chorley Wood | — | 93 | 15 | 76 | — | 1 |
| Harpden | 25 | 119 | 6 | 112 | — | 1 |
| Hitchin | 50 | 68 | 11 | 47 | — | — |
| Hoddesdon | 38 | 82 | 12 | 64 | — | 4 |
| Letchworth (a) | 50 | 42 | 11 | 27 | — | — |
| Rickmansworth (b) | 100 | 126 | 14 | 111 | 1 | — |
| Royston | — | 17 | 7 | 10 | — | — |
| Sawbridgeworth | 10 | 25 | 1 | 23 | — | 1 |
| Stevenage | 20 | 14 | 9 | 5 | — | — |
| Tring (c) | — | 46 | 1 | 40 | — | — |
| Ware | 13 | 34 | 7 | 24 | — | — |
| Welwyn Garden City (d) | 150 | 51 | 16 | 29 | 2 | 4 |

| Housing Authorities and Housing Associations—Permanent Housing | | | | | | | | | | |
|---|---|---------------------------------------|----------------------------|---------------|-----------------------------|----------------------------|---------------|------------------------------------|----------------|--------------------|
| Sites | | Houses and Flats | | | | | | | | Est. Pop. in 000's |
| Right of entry obtained development or house erection not yet begun (1) | Developed or under development house erection not yet begun (2) | New Dwellings except Aluminium Houses | | | Aluminium Houses | | | Rebuilding War Destroyed Dwellings | | |
| | | No. on tenders approved (3) | No. under construction (4) | Completed (5) | No. on tenders approved (6) | No. under construction (7) | Completed (8) | No. under construction (9) | Completed (10) | |
| 20 | — | 62 | 14 | 44 | — | — | — | — | — | 5 |
| — | 72 | 292 | 62 | 222 | — | — | — | — | — | 11 |
| 167 | 155 | 292 | 109 | 178 | 105 | — | 105 | — | — | 23 |
| 8 | 141 | 152 | 40 | 92 | — | — | — | — | — | 11 |
| 142 | 102 | 188 | 28 | 144 | — | — | — | — | — | 8 |
| 142 | 250 | 276 | 75 | 170 | — | — | — | — | — | 22 |
| 5 | 114 | 435 | 138 | 251 | — | — | — | — | — | 28 |
| 130 | 190 | 246 | 46 | 200 | — | — | — | — | — | 10 |
| 25 | 62 | 260 | 70 | 134 | — | — | — | — | — | 28 |
| — | 134 | 56 | 10 | 46 | — | — | — | — | — | 5 |
| — | 8 | 48 | 12 | 36 | — | — | — | — | — | 2 |
| 86 | — | 54 | — | 54 | — | — | — | — | — | 5 |
| — | 48 | 76 | 20 | 56 | — | — | — | — | — | 3 |
| — | 250 | 148 | 39 | 103 | — | — | — | — | — | 8 |
| 46 | 110 | 90 | 8 | 76 | — | — | — | — | — | 6 |
| — | 224 | 90 | 36 | 50 | — | — | — | — | — | 5 |
| 4 | 56 | 186 | 34 | 152 | — | — | — | — | — | 8 |
| 44 | 34 | 88 | 20 | 56 | — | — | — | — | — | 9 |
| 187 | 149 | 214 | 56 | 146 | — | — | — | — | — | 11 |
| 68 | 92 | 130 | 24 | 98 | — | — | — | — | — | 7 |
| 772 | 62 | 813 | 223 | 486 | — | — | — | 15 | 6 | 52 |
| 108 | 124 | 2,480 | 470 | 1,710 | — | — | — | — | 67 | 119 |
| — | 531 | 379 | 98 | 243 | — | — | — | — | — | 26 |
| 30 | — | 84 | 30 | 54 | — | — | — | — | — | 4 |
| 30 | 66 | 80 | 28 | 52 | — | — | — | — | — | 5 |
| — | 40 | 106 | 16 | 80 | — | — | — | — | — | 3 |
| 40 | — | 40 | — | 40 | — | — | — | — | — | 3 |
| — | 34 | 144 | 16 | 104 | — | — | — | — | — | 6 |
| 20 | 18 | 39 | 14 | 5 | — | — | — | — | — | 3 |
| — | 16 | 102 | 34 | 62 | — | — | — | — | — | 5 |
| — | — | 57 | — | 57 | — | — | — | — | — | 5 |
| 14 | — | 80 | 10 | 56 | — | — | — | — | — | 3 |
| — | — | 122 | 4 | 118 | — | — | — | — | — | 2 |
| 20 | 12 | 134 | 36 | 98 | — | — | — | — | — | 6 |
| 144 | 76 | 228 | 54 | 172 | — | — | — | — | — | 32 |
| 56 | 60 | 412 | 68 | 310 | 20 | — | 20 | — | — | 18 |
| 100 | 18 | 156 | 36 | 102 | — | — | — | — | — | 17 |
| 242 | 256 | 270 | 64 | 186 | — | — | — | — | — | 21 |
| 40 | 42 | 198 | 28 | 166 | — | — | — | — | — | 18 |

(a) See Note 9. Column (3) 6, Column (4) —, Column (5) 6.
 (b) See Note 9. " 49, " 19, " 30.

| Housing Authority | Temporary Houses Completed | Private Builders—Permanent Housing | | | | | |
|---------------------------------|----------------------------|--|--------------------|-----------|------------------------------------|-----------|--|
| | | Total No. on Licences and Approvals issued | New Dwellings | | Rebuilding War Destroyed Dwellings | | |
| | | | Under construction | Completed | Under construction | Completed | |
| Name | (13) | (14) | (15) | (16) | (17) | (18) | |
| (12) | (13) | (14) | (15) | (16) | (17) | (18) | |
| Hertford (Part of)—cont. | | | | | | | |
| RURAL DISTRICTS | | | | | | | |
| Berkhamsted | — | 51 | 8 | 43 | — | — | |
| Braughing | — | 71 | 6 | 59 | — | — | |
| Hatfield | 66 | 208 | 17 | 158 | — | 26 | |
| Hemel Hempstead | 35 | 74 | 4 | 68 | — | 1 | |
| Hertford | — | 71 | 7 | 64 | — | — | |
| Hitchin | 38 | 75 | 12 | 57 | — | 6 | |
| St. Albans (a) | 6 | 208 | 15 | 189 | — | 4 | |
| Ware | — | 42 | 6 | 35 | — | — | |
| Watford | 50 | 140 | 12 | 104 | — | 14 | |
| Welwyn | 46 | 30 | 6 | 24 | — | — | |
| Huntingdon | | | | | | | |
| BOROUGHS | | | | | | | |
| Godmanchester | — | 22 | 5 | 17 | — | — | |
| Huntingdon | 18 | 18 | 2 | 16 | — | — | |
| St. Ives | 10 | 19 | 4 | 15 | — | — | |
| URBAN DISTRICTS | | | | | | | |
| Old Fletton | — | 36 | 7 | 24 | — | — | |
| Ramsey | 20 | 20 | 6 | 9 | 2 | 1 | |
| St. Neots | — | 5 | 4 | — | — | — | |
| RURAL DISTRICTS | | | | | | | |
| Huntingdon | 20 | 20 | 3 | 17 | — | — | |
| Norman Cross | — | 28 | 5 | 23 | — | — | |
| St. Ives | — | 73 | 7 | 58 | — | — | |
| St. Neots | 20 | 16 | 4 | 11 | — | — | |
| Norfolk | | | | | | | |
| COUNTY BOROUGHS | | | | | | | |
| Great Yarmouth | 750 | 353 | 49 | 122 | 21 | 154 | |
| Norwich (b) | 500 | 602 | 85 | 310 | 6 | 147 | |
| BOROUGHS | | | | | | | |
| King's Lynn | 50 | 64 | 16 | 44 | — | 2 | |
| Thetford | — | 10 | — | 10 | — | — | |
| URBAN DISTRICTS | | | | | | | |
| Cromer | — | 13 | — | 12 | 1 | — | |
| Diss | — | 24 | 6 | 15 | — | — | |
| Downham Market | — | 10 | 2 | 6 | — | — | |
| East Dereham | 20 | 27 | 6 | 15 | — | — | |
| New Hunstanton | — | 22 | 2 | 15 | — | — | |
| North Walsham | — | 31 | 5 | 26 | — | — | |
| Sheringham | — | 30 | 5 | 13 | — | 9 | |
| Swaffham | — | 20 | 2 | 16 | — | — | |
| Wells-next-the-Sea | 10 | 4 | 2 | 1 | — | — | |
| Wymondham | 15 | 48 | 6 | 40 | — | — | |
| RURAL DISTRICTS | | | | | | | |
| Blofield and Flegg | 100 | 189 | 4 | 163 | 1 | 9 | |
| Depwade | — | 58 | 10 | 43 | — | — | |
| Docking | — | 68 | 14 | 45 | — | — | |
| Downham | — | 71 | 14 | 55 | — | — | |
| Erpingham | — | 75 | 11 | 63 | — | — | |

APPENDIX B

| Housing Authorities and Housing Associations—Permanent Housing | | | | | | | | | | |
|---|---|---------------------------------------|----------------------------|---------------|-----------------------------|----------------------------|---------------|------------------------------------|----------------|--------------------|
| Sites | | Houses and Flats | | | | | | | | Est. Pop. in 000's |
| Right of entry obtained development or house erection not yet begun (1) | Developed or under development house erection not yet begun (2) | New Dwellings except Aluminium Houses | | | Aluminium Houses | | | Rebuilding War Destroyed Dwellings | | |
| | | No. on tenders approved (3) | No. under construction (4) | Completed (5) | No. on tenders approved (6) | No. under construction (7) | Completed (8) | No. under construction (9) | Completed (10) | |
| 78 | — | 268 | 98 | 160 | — | — | — | — | — | 23 |
| 18 | 90 | 200 | 34 | 166 | — | — | — | — | — | 10 |
| 50 | 5 | 227 | 59 | 164 | — | — | — | — | — | 12 |
| 12 | 112 | 232 | 68 | 154 | — | — | — | — | 2 | 17 |
| 180 | 92 | 154 | 78 | 76 | — | — | — | — | — | 17 |
| 192 | 62 | 436 | 96 | 288 | — | — | — | — | 3 | 36 |
| 174 | — | 230 | 62 | 140 | — | — | — | — | — | 17 |
| 14 | — | 260 | 52 | 190 | — | — | — | — | — | 8 |
| 63 | 48 | 238 | 76 | 152 | — | — | — | — | — | 18 |
| 314 | — | 262 | 4 | 188 | — | — | — | — | — | 17 |
| 24 | 318 | 1,966 | 445 | 1,421 | — | — | — | — | 39 | 103 |
| 12 | — | 42 | 20 | 22 | — | — | — | — | — | 3 |
| — | — | 284 | 34 | 226 | — | — | — | — | — | 7 |
| — | 12 | 28 | 2 | 18 | — | — | — | — | — | 2 |
| 216 | 41 | 332 | 114 | 216 | 49 | — | 49 | — | — | 44 |
| — | — | 48 | — | 48 | — | — | — | — | — | 2 |
| — | 28 | 72 | — | 64 | — | — | — | — | — | 3 |
| 17 | 120 | 151 | 45 | 104 | 32 | — | 32 | — | — | 14 |
| — | — | 43 | 2 | 41 | — | — | — | — | — | 2 |
| — | 70 | 104 | 23 | 79 | — | — | — | — | — | 4 |
| — | — | 32 | 6 | 16 | — | — | — | — | — | 1 |
| — | 68 | 183 | 44 | 123 | — | — | — | — | 1 | 7 |
| 20 | 87 | 134 | 28 | 97 | — | — | — | — | — | 6 |
| 116 | 54 | 188 | 68 | 106 | — | — | — | — | — | 19 |
| 98 | — | 254 | 52 | 188 | — | — | — | — | 2 | 25 |
| 172 | 122 | 226 | 51 | 157 | — | — | — | — | — | 19 |
| 130 | 28 | 140 | 72 | 68 | — | — | — | — | — | 17 |
| 98 | — | 170 | 48 | 82 | — | — | — | — | — | 15 |
| 140 | 181 | 143 | 40 | 65 | — | — | — | — | — | 14 |
| 58 | 8 | 114 | 18 | 96 | — | — | — | — | — | 7 |
| — | 252 | 354 | 96 | 242 | — | — | — | — | — | 19 |
| — | 43 | 91 | 14 | 65 | — | — | — | — | — | 7 |
| — | — | 54 | 16 | 36 | — | — | — | — | — | 3 |
| — | 26 | 104 | 36 | 66 | — | — | — | — | — | 4 |
| — | 2 | 208 | 24 | 164 | — | — | — | — | — | 9 |
| 60 | 14 | 116 | 43 | 73 | — | — | — | — | — | 8 |
| 58 | 106 | 154 | 12 | 122 | — | — | — | — | — | 9 |
| 101 | 174 | 208 | 52 | 148 | — | — | — | — | — | 13 |

(a) See Note 9. Column (1) 6, Column (2) —, Column (3) —.
 (b) See Note 9. „ 18, „ 16, „ 2.

(continued)

| Housing Authority | Temporary Houses Completed | Private Builders—Permanent Housing | | | | |
|-----------------------------|----------------------------|--|--------------------|-----------|------------------------------------|-----------|
| | | Total No. on Licences and Approvals issued | New Dwellings | | Rebuilding War Destroyed Dwellings | |
| | | | Under construction | Completed | Under construction | Completed |
| Name | (13) | (14) | (15) | (16) | (17) | (18) |
| Norfolk—cont. | | | | | | |
| RURAL DISTRICTS—cont. | | | | | | |
| Forehoe and Henstead | 150 | 171 | 17 | 130 | 1 | 5 |
| Freebridge Lynn | — | 52 | 8 | 38 | — | 1 |
| Loddon | 30 | 48 | 6 | 36 | 2 | — |
| Marshland | 40 | 85 | 11 | 67 | — | — |
| Mitford and Launditch | — | 55 | 9 | 37 | — | — |
| St. Faith's and Aylsham (a) | 90 | 235 | 22 | 172 | — | 33 |
| Smallburgh | 50 | 70 | 8 | 53 | — | 3 |
| Swaffham | — | 35 | 4 | 16 | — | — |
| Walsingham | 40 | 53 | 13 | 40 | — | — |
| Wayland | 40 | 80 | 13 | 60 | — | — |
| Suffolk—East | | | | | | |
| COUNTY BOROUGH | | | | | | |
| Ipswich | 142 | 430 | 78 | 288 | — | 50 |
| BOROUGHES | | | | | | |
| Aldeburgh | — | 20 | 1 | 9 | — | 5 |
| Beccles (b) | 50 | 38 | 2 | 30 | — | 3 |
| Eye | — | 5 | 2 | 3 | — | — |
| Lowestoft | 250 | 198 | 30 | 56 | 11 | 96 |
| Southwold | — | 23 | — | 1 | 11 | 7 |
| URBAN DISTRICTS | | | | | | |
| Bungay | 20 | 16 | — | 14 | — | — |
| Felixstowe | 101 | 59 | 16 | 37 | — | 1 |
| Halesworth | — | 2 | 1 | 1 | — | — |
| Leiston-cum-Sizewell | — | 11 | 2 | 3 | 1 | 2 |
| Saxmundham | — | 4 | 4 | — | — | — |
| Stowmarket | 20 | 36 | 5 | 28 | — | 2 |
| Woodbridge | 18 | 19 | 2 | 10 | — | — |
| RURAL DISTRICTS | | | | | | |
| Blyth | 50 | 63 | 14 | 37 | 5 | 3 |
| Deben | — | 112 | 8 | 94 | — | 4 |
| Gipping | — | 70 | 11 | 47 | 1 | 7 |
| Hartismere | 50 | 58 | 14 | 36 | — | 1 |
| Lothingland | 50 | 52 | 11 | 35 | 2 | 1 |
| Samford | 40 | 45 | 10 | 34 | — | — |
| Wainford | — | 22 | 6 | 13 | — | 3 |
| Suffolk—West | | | | | | |
| BOROUGHES | | | | | | |
| Bury St. Edmunds | 65 | 75 | 9 | 66 | — | — |
| Sudbury | 10 | 33 | 7 | 26 | — | — |
| URBAN DISTRICTS | | | | | | |
| Hadleigh | 10 | 17 | 6 | 10 | — | — |
| Haverhill | 10 | 14 | 9 | 4 | — | — |
| Newmarket | 50 | 18 | 4 | 14 | — | — |
| RURAL DISTRICTS | | | | | | |
| Clare | — | 9 | 4 | 1 | — | 1 |
| Cosford | 30 | 34 | 11 | 23 | — | — |
| Melford | — | 35 | 2 | 28 | — | — |

APPENDIX B

| Housing Authorities and Housing Associations—Permanent Housing | | | | | | | | | | |
|--|--|---------------------------------------|------------------------|-----------|-------------------------|------------------------|-----------|------------------------------------|-----------|--------------------|
| Sites | | Houses and Flats | | | | | | | | Est. Pop. in 000's |
| Right of entry obtained or development or house erection not yet begun | Developed or under development or under construction | New Dwellings except Aluminium Houses | | | Aluminium Houses | | | Rebuilding War Destroyed Dwellings | | |
| | | No. on tenders approved | No. under construction | Completed | No. on tenders approved | No. under construction | Completed | No. under construction | Completed | |
| | | | | | | | | | | |
| (1) | (2) | (3) | (4) | (5) | (6) | (7) | (8) | (9) | (10) | (11) |
| 93 | 24 | 140 | 24 | 98 | — | — | — | — | — | 15 |
| 52 | 82 | 180 | 32 | 148 | — | — | — | — | — | 9 |
| 45 | 102 | 286 | 68 | 218 | — | — | — | — | — | 17 |
| 6,474 | 17,520 | 35,006 | 12,590 | 16,542 | — | — | — | 89 | 2,824 | — |
| — | — | — | — | — | — | — | — | — | — | 5 |
| — | — | 290 | 89 | 103 | — | — | — | — | — | 117 |
| — | 337 | 227 | 73 | 154 | — | — | — | — | 90 | 61 |
| 178 | 80 | 288 | 200 | 68 | — | — | — | — | 6 | 60 |
| 152 | 802 | 394 | 254 | 92 | — | — | — | — | 26 | 179 |
| — | 325 | 322 | 5 | 317 | — | — | — | — | — | 52 |
| 33 | — | 368 | 138 | 230 | — | — | — | — | 8 | 76 |
| 183 | 90 | 401 | 226 | 81 | — | — | — | 8 | 31 | 36 |
| 721 | 58 | 299 | — | 120 | — | — | — | 3 | 28 | 124 |
| 8 | 485 | 613 | 161 | 276 | — | — | — | — | 67 | 87 |
| 104 | 170 | 833 | 293 | 431 | — | — | — | — | 56 | 173 |
| 32 | — | 458 | 118 | 340 | — | — | — | — | 30 | 117 |
| — | 34 | 364 | 226 | 138 | — | — | — | — | — | 98 |
| — | — | 162 | 42 | 120 | — | — | — | — | — | 25 |
| — | — | 1,344 | 648 | 696 | — | — | — | — | 20 | 240 |
| 208 | — | 428 | 313 | 43 | — | — | — | — | — | 174 |
| — | 240 | 898 | 362 | 481 | — | — | — | 4 | 46 | 228 |
| 250 | 19 | 778 | 499 | 261 | — | — | — | — | 2 | 228 |
| 262 | 70 | 241 | 169 | 48 | — | — | — | — | — | 132 |
| 379 | 12 | 327 | 122 | 205 | — | — | — | — | 49 | 75 |
| — | 537 | 399 | 301 | 75 | — | — | — | — | — | 78 |
| — | 1,093 | 941 | 533 | 408 | — | — | — | — | — | 142 |
| — | 64 | 486 | 234 | 252 | — | — | — | — | — | 45 |
| 180 | 170 | 425 | 145 | 238 | — | — | — | — | — | 96 |
| — | 724 | 1,075 | 503 | 572 | — | — | — | — | 65 | 100 |
| 114 | 4 | 434 | 150 | 282 | — | — | — | — | — | 46 |
| 1,018 | 245 | 1,195 | 576 | 464 | — | — | — | — | 102 | 334 |
| — | 119 | 544 | 444 | 100 | — | — | — | — | — | 104 |
| 6 | 536 | 1,269 | 312 | 935 | — | — | — | — | 130 | 144 |
| 171 | 124 | 771 | 373 | 376 | — | — | — | — | 44 | 68 |
| 114 | 170 | 311 | 165 | 118 | — | — | — | — | 36 | 60 |
| — | 289 | 1,374 | 229 | 1,034 | — | — | — | — | 12 | 189 |
| — | 162 | 786 | 194 | 462 | — | — | — | — | 15 | 106 |
| 12 | 202 | 298 | 190 | 108 | — | — | — | — | 10 | 71 |
| — | 45 | 966 | 192 | 774 | — | — | — | — | 7 | 158 |
| — | 260 | 583 | 146 | 343 | — | — | — | — | — | 107 |
| — | 36 | 603 | 167 | 408 | — | — | — | — | 4 | 99 |
| 12 | 19 | 246 | 38 | 208 | — | — | — | — | — | 56 |
| 32 | 21 | 352 | 36 | 316 | — | — | — | — | 19 | 74 |

(a) See Note 9. Column (3) 393, Column (4) 128, Column (5) 140. (d) See Note 9. Column (3) 64, Column (4) 16, Column (5) 48.
 (b) See Note 9 " 55, " " 55. (e) See Note 9. " 100, " " 100.
 (c) See Note 9. " 14, " 14, " —. (f) See Note 9. " 16, " 16, " —.

(continued)

| Housing Authority Name | Temporary Houses Completed | Private Builders—Permanent Housing | | | | | |
|----------------------------------|----------------------------|--|--------------------|-----------|------------------------------------|-----------|------|
| | | Total No. on Licences and Approvals issued | New Dwellings | | Rebuilding War Destroyed Dwellings | | |
| | | | Under construction | Completed | Under construction | Completed | |
| | | | | | | | (15) |
| (12) | (13) | (14) | (15) | (16) | (17) | (18) | |
| Suffolk—West—cont. | | | | | | | |
| RURAL DISTRICTS—cont. | | | | | | | |
| Mildenhall | 29 | 75 | 9 | 60 | — | 1 | |
| Thedwastre | — | 45 | 9 | 35 | — | — | |
| Thingoe | — | 51 | 14 | 35 | 1 | — | |
| LONDON | | | | | | | |
| LONDON COUNTY COUNCIL (a) | | | | | | | |
| City of London | 7,865 | — | — | — | — | — | |
| METROPOLITAN BOROUGHES | | | | | | | |
| Battersea | 463 | 34 | 23 | — | — | 11 | |
| Bermondsey | 240 | 45 | — | 6 | 18 | 21 | |
| Bethnal Green | — | 70 | 39 | 1 | 30 | — | |
| Camberwell | 519 | 184 | 5 | 20 | 45 | 99 | |
| Chelsea | 77 | 103 | — | 1 | 6 | 88 | |
| Deptford | 321 | 102 | 16 | 21 | 14 | 51 | |
| Finsbury | — | 70 | 20 | 16 | 6 | 28 | |
| Fulham | 163 | 225 | — | — | 87 | 132 | |
| Greenwich (c) | 180 | 185 | 9 | 18 | 7 | 114 | |
| Hackney | 450 | 134 | — | 9 | 6 | 119 | |
| Hammersmith | 80 | 32 | — | — | 5 | 27 | |
| Hampstead | 80 | 117 | 1 | 1 | 61 | 33 | |
| Holborn | — | — | — | — | — | — | |
| Islington (b) | 309 | 61 | 1 | 32 | 4 | 20 | |
| Kensington | 130 | 100 | 12 | 2 | 32 | 45 | |
| Lambeth | 616 | 259 | 11 | 70 | 17 | 132 | |
| Lewisham | 824 | 910 | 11 | 9 | 85 | 779 | |
| Paddington | 120 | 43 | 38 | — | — | 5 | |
| Poplar | 540 | 4 | — | — | — | 3 | |
| St. Marylebone (d) | 74 | 190 | 49 | 3 | 6 | 132 | |
| St. Pancras | 214 | 66 | 30 | 4 | 24 | 8 | |
| Shoreditch | — | — | — | — | — | — | |
| Southwark | 190 | 15 | — | — | — | 15 | |
| Stepney | — | 28 | — | — | 6 | 22 | |
| Stoke Newington | 126 | 20 | 3 | — | — | 17 | |
| Wandsworth | 627 | 622 | 9 | 7 | 157 | 415 | |
| Westminster (e) | 31 | 36 | 1 | — | 34 | 1 | |
| Woolwich | 986 | 681 | 126 | 146 | 14 | 356 | |
| Middlesex | | | | | | | |
| BOROUGHES | | | | | | | |
| Acton | 250 | 227 | 1 | 1 | 17 | 208 | |
| Brentford and Chiswick | 150 | 262 | 22 | 1 | 74 | 155 | |
| Ealing | 645 | 568 | 36 | 53 | 43 | 418 | |
| Edmonton | 199 | 150 | — | 5 | — | 143 | |
| Finchley | 23 | 321 | 31 | 176 | 21 | 81 | |
| Hendon | 94 | 396 | 12 | 63 | 64 | 257 | |
| Heston and Isleworth | 196 | 280 | 30 | 62 | — | 183 | |
| Hornsey (f) | 82 | 283 | 42 | 24 | 49 | 167 | |
| Southall | 299 | 259 | 1 | 168 | 5 | 76 | |
| Southgate | — | 248 | 27 | 59 | 35 | 118 | |

(91265)

B

| Housing Authorities and Housing Associations—Permanent Housing | | | | | | | | | | Est. Pop. in 000's |
|--|--|---------------------------------------|-------------------------------|------------------|--------------------------------|-------------------------------|------------------|------------------------------------|-------------------|-----------------------------|
| Sites | | Houses and Flats | | | | | | | | |
| Right of entry obtained development or house erection not yet begun (1) | Developed or under development house erection not yet begun (2) | New Dwellings except Aluminium Houses | | | Aluminium Houses | | | Rebuilding War Destroyed Dwellings | | |
| | | No. on tenders approved (3) | No. under construction (4) | Completed (5) | No. on tenders approved (6) | No. under construction (7) | Completed (8) | No. under construction (9) | Completed (10) | |
| — | 208 | 380 | 120 | 178 | — | — | — | — | 6 | 130 |
| — | 297 | 629 | 87 | 407 | — | — | — | — | 3 | 107 |
| — | 2 | 931 | 311 | 538 | — | — | — | 2 | 40 | 133 |
| 87 | — | 192 | 135 | 57 | — | — | — | — | 44 | 181 |
| — | 18 | 229 | 87 | 124 | — | — | — | — | 3 | 53 |
| 388 | 684 | 774 | 180 | 558 | — | — | — | — | 6 | 112 |
| — | 139 | 716 | 122 | 582 | — | — | — | — | 34 | 42 |
| — | — | 338 | 146 | 174 | — | — | — | — | 13 | 29 |
| 69 | 179 | 1,234 | 162 | 871 | — | — | — | — | 23 | 220 |
| — | 216 | 798 | 147 | 598 | — | — | — | — | 7 | 66 |
| 112 | 6 | 210 | 60 | 150 | — | — | — | — | — | 17 |
| — | 87 | 979 | 99 | 880 | — | — | — | — | 6 | 65 |
| — | 10 | 600 | 178 | 410 | — | — | — | — | 24 | 39 |
| — | 108 | 556 | 188 | 368 | — | — | — | — | 8 | 22 |
| 269 | 118 | 978 | 179 | 609 | — | — | — | — | — | 53 |
| — | 231 | 455 | 119 | 320 | — | — | — | — | — | 19 |
| 6 | 44 | 603 | 168 | 429 | — | — | — | 1 | 96 | 121 |
| 27 | 126 | 1,200 | 198 | 1,002 | — | — | — | — | 124 | 174 |
| — | 108 | 669 | 205 | 386 | — | — | — | 6 | 58 | 79 |
| 150 | 58 | 507 | 99 | 408 | — | — | — | 12 | 17 | 48 |
| — | 368 | 997 | 180 | 636 | — | — | — | — | 14 | 113 |
| — | 106 | 1,474 | 263 | 1,065 | — | — | — | — | — | 185 |
| — | — | 424 | 36 | 330 | — | — | — | — | 30 | 106 |
| — | 347 | 723 | 354 | 352 | — | — | — | — | 53 | 123 |
| — | 107 | 900 | 270 | 626 | — | — | — | — | — | 62 |
| 60 | 51 | 609 | 74 | 533 | — | — | — | — | 4 | 39 |
| 16 | 6 | 206 | 74 | 130 | — | — | — | — | — | 8 |
| 82 | 28 | 217 | 19 | 198 | — | — | — | — | — | 25 |
| — | — | 263 | 6 | 255 | — | — | — | — | — | 15 |
| — | 66 | 430 | 118 | 312 | — | — | — | — | 2 | 21 |
| — | — | 486 | — | 486 | — | — | — | — | 4 | 40 |
| 200 | 53 | 679 | 115 | 559 | — | — | — | — | 2 | 13 |
| 2 | 6 | 150 | 4 | 122 | — | — | — | — | 9 | 76 |
| 358 | 288 | 642 | 65 | 577 | — | — | — | — | 24 | 89 |
| — | 254 | 582 | 253 | 301 | — | — | — | — | 2 | 64 |
| — | 100 | 474 | 65 | 322 | — | — | — | — | 4 | 47 |

(a) See Note 9. Column (3) 2, Column (4) —, Column (5) 2.

(b) See Note 9. " 80, " 68, " —, " —.

(c) See Note 9. " 94, " —, " —, " 94.

(d) See Note 9. " 2, " —, " —, " 2.

(continued)

| Housing Authority Name (12) | Temporary Houses Completed (13) | Private Builders—Permanent Housing | | | | | |
|-----------------------------------|------------------------------------|--|----------------------------|-------------------|------------------------------------|-------------------|-----|
| | | Total No. on Licences and Approvals issued (14) | New Dwellings | | Rebuilding War Destroyed Dwellings | | |
| | | | Under construction (15) | Completed (16) | Under construction (17) | Completed (18) | |
| Middlesex—cont. | | | | | | | |
| BOROUGHS—cont. | | | | | | | |
| Tottenham | 315 | 91 | 2 | 8 | — | 1 | 80 |
| Twickenham | 377 | 330 | 50 | 103 | — | 4 | 172 |
| Wembley | 345 | 635 | 72 | 65 | — | 11 | 443 |
| Willesden | 499 | 530 | 11 | 53 | — | 69 | 378 |
| Wood Green | 166 | 183 | 47 | 60 | — | 15 | 58 |
| URBAN DISTRICTS | | | | | | | |
| Enfield | 347 | 364 | 18 | 176 | — | 1 | 123 |
| Feltham | 150 | 243 | 46 | 159 | — | — | 33 |
| Friern Barnet (a) | 86 | 155 | 9 | 76 | — | 5 | 59 |
| Harrow | 200 | 774 | 68 | 357 | — | 12 | 307 |
| Hayes and Harlington | 224 | 259 | — | 205 | — | — | 53 |
| Potters Bar | 94 | 276 | 13 | 238 | — | — | 25 |
| Ruislip-Northwood | 129 | 812 | 41 | 599 | — | 5 | 154 |
| Staines (b) | 227 | 441 | 56 | 346 | — | — | 39 |
| Sunbury-on-Thames | — | 209 | 45 | 145 | — | 2 | 17 |
| Uxbridge | 110 | 468 | 58 | 349 | — | 2 | 53 |
| Yiewsley and West Drayton | — | 154 | 10 | 132 | — | — | 3 |
| Essex (Part of) | | | | | | | |
| COUNTY BOROUGHS | | | | | | | |
| East Ham | 934 | 359 | — | 3 | — | 60 | 275 |
| West Ham | 550 | 184 | 16 | 25 | — | 27 | 116 |
| BOROUGHS | | | | | | | |
| Barking | 285 | 158 | 1 | 24 | — | 9 | 119 |
| Chingford | 120 | 273 | 9 | 12 | — | 9 | 237 |
| Dagenham | 200 | 284 | 7 | 54 | — | 9 | 194 |
| Ilford | 299 | 1,228 | 72 | 227 | — | 81 | 761 |
| Leyton | 418 | 126 | 1 | 7 | — | 23 | 95 |
| Walthamstow | 535 | 292 | 31 | 29 | — | 34 | 191 |
| Wanstead and Woodford | — | 636 | 35 | 266 | — | 40 | 270 |
| URBAN DISTRICTS | | | | | | | |
| Chigwell | 200 | 255 | 30 | 147 | — | 4 | 61 |
| Waltham Holy Cross | 50 | 74 | 8 | 62 | — | — | 4 |
| Herts (Parts of) | | | | | | | |
| URBAN DISTRICTS | | | | | | | |
| Barnet | 100 | 189 | 20 | 119 | — | 2 | 47 |
| Bushey (c) | 50 | 113 | 5 | 106 | — | — | 2 |
| Cheshunt | 135 | 188 | 29 | 150 | — | 1 | 8 |
| East Barnet | 50 | 294 | 39 | 68 | — | 2 | 171 |
| RURAL DISTRICT | | | | | | | |
| Elstree | 100 | 95 | 10 | 66 | — | — | 4 |
| Kent (Part of) | | | | | | | |
| BOROUGHS | | | | | | | |
| Beckenham | 165 | 634 | 11 | 209 | — | 56 | 353 |
| Bexley | — | 829 | 43 | 137 | — | 27 | 610 |
| Bromley (d) | 325 | 415 | 30 | 145 | — | 21 | 207 |
| Erith | 250 | 432 | 21 | 186 | — | 4 | 212 |

(91265)

B 2

| Housing Authorities and Housing Associations—Permanent Housing | | | | | | | | | | |
|---|---|---------------------------------------|----------------------------|---------------|-----------------------------|----------------------------|---------------|------------------------------------|----------------|--------------------|
| Sites | | Houses and Flats | | | | | | | | Est. Pop. in 000's |
| Right of entry obtained development or house erection not yet begun (1) | Developed or under development house erection not yet begun (2) | New Dwellings except Aluminium Houses | | | Aluminium Houses | | | Rebuilding War Destroyed Dwellings | | |
| | | No. on tenders approved (3) | No. under construction (4) | Completed (5) | No. on tenders approved (6) | No. under construction (7) | Completed (8) | No. under construction (9) | Completed (10) | |
| — | 142 | 421 | 81 | 340 | — | — | — | — | — | 73 |
| 20 | 2 | 486 | 35 | 441 | — | — | — | — | 19 | 28 |
| 224 | 412 | 946 | 171 | 771 | — | — | — | — | 3 | 59 |
| — | 6 | 218 | 76 | — | — | — | — | — | 16 | 25 |
| 688 | 82 | 1,586 | 243 | 981 | — | — | — | — | 45 | 249 |
| 2 | — | 197 | 64 | 133 | — | — | — | — | 5 | 41 |
| — | — | 182 | 18 | 144 | — | — | — | 2 | 1 | 33 |
| — | 69 | 471 | 48 | 409 | — | — | — | — | — | 68 |
| 2 | 124 | 940 | 165 | 403 | — | — | — | — | 4 | 41 |
| — | 90 | 348 | 94 | 175 | — | — | — | — | 2 | 45 |
| 249 | 122 | 815 | 198 | 601 | — | — | — | 46 | 12 | 67 |
| — | 12 | 338 | 68 | 258 | — | — | — | — | 9 | 42 |
| 218 | 150 | 466 | 146 | 316 | — | — | — | — | — | 60 |
| 93 | 39 | 160 | 71 | 57 | — | — | — | — | — | 82 |
| — | — | 113 | 9 | 92 | — | — | — | 5 | 7 | 59 |
| 28 | 134 | 339 | 134 | 169 | — | — | — | — | — | 32 |
| 27 | 13 | 241 | 53 | 188 | — | — | — | — | 2 | 62 |
| 14 | 78 | 513 | 108 | 383 | — | — | — | — | 6 | 63 |
| 115 | 174 | 684 | 159 | 524 | — | — | — | — | 2 | 51 |
| 52 | 133 | 636 | 92 | 486 | — | — | — | — | 35 | 76 |
| — | 214 | 1,118 | 384 | 708 | — | — | — | — | — | 115 |
| 264 | 36 | 100 | 27 | 73 | — | — | — | — | — | 10 |
| — | 228 | 358 | 58 | 269 | — | — | — | — | — | 27 |
| 90 | 28 | 294 | 74 | 220 | — | — | — | — | — | 18 |
| 242 | 10 | 486 | 22 | 464 | — | — | — | — | — | 22 |
| — | 49 | 71 | 30 | 40 | — | — | — | — | — | 3 |
| 70 | — | 130 | 4 | 118 | — | — | — | — | — | 8 |
| — | — | 84 | 4 | 80 | — | — | — | — | — | 5 |
| 66 | 26 | 322 | 101 | 215 | — | — | — | — | — | 23 |
| — | 18 | 212 | 66 | 122 | — | — | — | — | — | 19 |
| 146 | 12 | 100 | 28 | 72 | — | — | — | — | — | 13 |
| 52 | — | 234 | 96 | 110 | — | — | — | — | — | 22 |
| 10 | 60 | 164 | 41 | 117 | — | — | — | — | — | 11 |
| 82 | 56 | 138 | 26 | 94 | — | — | — | — | — | 9 |
| 68 | — | 176 | 26 | 76 | — | — | — | — | — | 14 |
| 55 | 38 | 234 | 48 | 142 | — | — | — | — | — | 15 |
| 100 | 54 | 196 | 22 | 140 | — | — | — | — | — | 14 |
| 63 | 79 | 148 | 42 | 100 | — | — | — | — | — | 11 |
| 62 | 62 | 243 | 63 | 166 | — | — | — | — | — | 32 |

(a) See Note 9. Column (3) 27, Column (4) —, Column (5) 27.

| Housing Authority | Temporary Houses Completed | Private Builders—Permanent Housing | | | | |
|-----------------------------|----------------------------|--|--------------------|-----------|------------------------------------|-----------|
| | | Total No. on Licences and Approvals issued | New Dwellings | | Rebuilding War Destroyed Dwellings | |
| | | | Under construction | Completed | Under construction | Completed |
| Name | (13) | (14) | (15) | (16) | (17) | (18) |
| Kent (Part of)—cont. | | | | | | |
| URBAN DISTRICTS | | | | | | |
| Chislehurst and Sidcup | 275 | 529 | 37 | 120 | 12 | 336 |
| Crayford | 100 | 225 | 15 | 75 | 1 | 120 |
| Orpington | 319 | 458 | 54 | 156 | 4 | 230 |
| Penge | — | 60 | 13 | 5 | 2 | 40 |
| Surrey (Part of) | | | | | | |
| COUNTY BOROUGH | | | | | | |
| Croydon | 1,323 | 1,037 | 27 | 199 | 45 | 755 |
| BOROUGHES | | | | | | |
| Barnes | — | 228 | 6 | 40 | 17 | 146 |
| Beddington and Wallington | 94 | 198 | 6 | 58 | 5 | 125 |
| Epsom and Ewell | 204 | 501 | 35 | 260 | 2 | 182 |
| Kingston-upon-Thames | 202 | 103 | 6 | 53 | 5 | 36 |
| Malden and Coombe | 197 | 363 | 35 | 70 | 13 | 233 |
| Mitcham | 345 | 478 | — | — | 6 | 398 |
| Richmond | 179 | 187 | 38 | 79 | 35 | 34 |
| Surbiton | 90 | 508 | 34 | 314 | 2 | 139 |
| Sutton and Cheam | 115 | 459 | 12 | 158 | 19 | 266 |
| Wimbledon | 71 | 244 | 16 | 20 | 27 | 167 |
| URBAN DISTRICTS | | | | | | |
| Banstead | 300 | 273 | 33 | 168 | — | 65 |
| Carshalton | 103 | 130 | 3 | 9 | 1 | 117 |
| Coulsdon and Purley | 105 | 671 | 111 | 353 | 37 | 152 |
| Esher | 166 | 361 | 43 | 239 | — | 64 |
| Merton and Morden (a) | — | 221 | — | 20 | 6 | 188 |
| SOUTHERN | | | | | | |
| Berks | | | | | | |
| COUNTY BOROUGH | | | | | | |
| Reading | 200 | 188 | 33 | 145 | — | — |
| BOROUGHES | | | | | | |
| Abingdon | — | 77 | 13 | 63 | — | — |
| Maidenhead | 100 | 85 | 18 | 67 | — | — |
| Newbury | 48 | 76 | 12 | 64 | — | — |
| New Windsor | 175 | 91 | 21 | 70 | — | — |
| Wallingford | — | 23 | 2 | 14 | — | — |
| Wokingham | 46 | 26 | 4 | 22 | — | — |
| URBAN DISTRICT | | | | | | |
| Wantage | 40 | 16 | 4 | 9 | — | — |
| RURAL DISTRICTS | | | | | | |
| Abingdon | 40 | 173 | 16 | 147 | — | 2 |
| Bradfield | 40 | 92 | 12 | 75 | 1 | 1 |
| Cookham | 30 | 62 | 7 | 51 | — | — |
| †Easthampstead | — | 91 | 14 | 76 | — | — |
| Faringdon | — | 33 | 15 | 16 | — | — |
| Hungerford | — | 38 | 12 | 25 | — | — |
| Newbury | — | 56 | 17 | 39 | — | — |
| Wallingford | 30 | 38 | 17 | 20 | — | — |
| Wantage | — | 45 | 5 | 34 | — | — |
| Windsor | — | 33 | 6 | 23 | — | 1 |
| Wokingham | — | 213 | 32 | 167 | — | — |

(91265)

B3

APPENDIX B

Housing Authorities and Housing Associations—Permanent Housing

| Sites | | Houses and Flats | | | | | | | | Est. Pop. in 000's |
|--|---|--|--|-----------------------|---|--|------------------|--|------------------------|-----------------------------|
| Right of entry obtained development or house erection not yet begun (1) | Developed or under develop- ment house erection not yet begun (2) | New Dwellings except Aluminium Houses | | | Aluminium Houses | | | Rebuilding War Destroyed Dwellings | | |
| | | No. on tenders approved (3) | No. under con- struction (4) | Com- pleted (5) | No. on tenders approved (6) | No. under con- struction (7) | Completed (8) | No. under con- struction (9) | Com- pleted (10) | |
| 300 | 286 | 862 | 282 | 580 | — | — | — | — | — | 20 |
| — | 162 | 82 | 26 | 56 | — | — | — | — | — | 4 |
| — | 22 | 982 | 230 | 732 | — | — | — | — | — | 41 |
| — | 420 | 870 | 176 | 692 | — | — | — | — | 12 | 66 |
| — | 60 | 156 | 24 | 132 | — | — | — | — | — | 7 |
| — | 88 | 506 | 78 | 406 | — | — | — | — | — | 9 |
| — | 37 | 220 | 34 | 186 | — | — | — | — | — | 11 |
| — | 92 | 98 | 10 | 88 | — | — | — | — | — | 5 |
| 78 | — | 78 | 8 | 70 | — | — | — | — | — | 4 |
| 37 | 33 | 142 | 34 | 106 | — | — | — | — | — | 6 |
| — | 12 | 66 | 8 | 48 | — | — | — | — | — | 5 |
| — | — | 160 | 16 | 73 | — | — | — | — | — | 13 |
| 207 | 4 | 541 | 200 | 290 | — | — | — | — | — | 41 |
| 78 | 342 | 398 | 97 | 295 | — | — | — | — | — | 25 |
| 49 | 78 | 172 | 26 | 121 | — | — | — | — | — | 8 |
| 26 | 80 | 601 | 88 | 405 | — | — | — | — | 9 | 42 |
| 40 | — | 226 | 23 | 169 | — | — | — | — | — | 13 |
| 10 | 8 | 260 | 60 | 190 | — | — | — | — | — | 8 |
| 78 | 64 | 147 | 44 | 103 | — | — | — | — | — | 8 |
| 336 | 29 | 760 | 167 | 523 | — | — | — | — | — | 38 |
| — | — | 68 | 2 | 48 | — | — | — | — | — | 4 |
| — | 16 | 210 | 80 | 112 | — | — | — | — | — | 6 |
| — | 12 | 94 | 18 | 68 | — | — | — | — | — | 11 |
| — | 22 | 62 | — | 62 | — | — | — | — | — | 3 |
| 296 | 127 | 1,351 | 324 | 952 | — | — | — | — | 5 | 81 |
| — | 4 | 72 | 26 | 46 | 30 | — | 30 | — | — | 3 |
| 85 | — | 74 | 6 | 54 | — | — | — | — | — | 3 |
| 201 | 104 | 381 | 117 | 233 | — | — | — | 7 | 6 | 36 |
| 98 | — | 102 | 36 | 64 | 25 | — | 25 | — | 3 | 8 |
| 226 | 4 | 78 | — | 78 | — | — | — | — | 12 | 7 |
| — | 102 | 72 | — | 26 | — | — | — | — | — | 6 |
| — | — | 78 | 18 | 60 | — | — | — | — | — | 4 |
| 42 | 22 | 64 | 22 | 38 | — | — | — | — | — | 8 |
| 2 | — | 184 | 36 | 132 | — | — | — | — | — | 9 |
| 2 | 12 | 40 | 28 | 10 | — | — | — | — | — | 8 |
| 92 | 88 | 144 | 54 | 70 | — | — | — | — | — | 16 |
| 2 | 59 | 180 | 90 | 88 | — | — | — | — | — | 9 |
| 6 | 2 | 103 | 4 | 91 | — | — | — | — | — | 7 |
| 52 | 16 | 457 | 99 | 332 | — | — | — | — | — | 9 |
| 20 | 12 | 332 | 80 | 252 | — | — | — | — | — | 16 |
| 12 | — | 319 | 63 | 218 | — | — | — | — | — | 21 |

(a) See Note 9. Column (3) 2, Column (4) —, Column (5) 2.

(b) See Note 9. " 28, " —, " —, " 28.

(c) See Note 9. Column (3) 2, Column (4) —, Column (5) 2.

(d) See Note 9. " 40, " —, " —, " 40.

(continued)

| Housing Authority Name (12) | Temporary Houses Completed (13) | Private Builders—Permanent Housing | | | | | |
|---------------------------------------|--|---|------------------------------------|-------------------|---------------------------------------|-------------------|--|
| | | Total No. on Licences and Approvals issued (14) | New Dwellings | | Rebuilding War Destroyed Dwellings | | |
| | | | Under con- struction (15) | Completed (16) | Under con- struction (17) | Completed (18) | |
| Buckingham | | | | | | | |
| BOROUGHS | | | | | | | |
| Aylesbury | 147 | 74 | 2 | 72 | — | — | |
| Buckingham | 15 | 18 | 4 | 11 | — | — | |
| High Wycombe | 50 | 166 | 40 | 125 | — | — | |
| Slough | 400 | 172 | 31 | 135 | 1 | 3 | |
| URBAN DISTRICTS | | | | | | | |
| Beaconsfield | — | 93 | 15 | 76 | — | — | |
| Bletchley | — | 38 | 9 | 26 | — | — | |
| Chesham | — | 65 | 10 | 55 | — | — | |
| Eton (a) | 35 | 24 | 3 | 19 | — | — | |
| Linslade | 12 | 25 | 5 | 20 | — | — | |
| Marlow | — | 47 | 9 | 33 | — | 1 | |
| Newport Pagnell | — | 6 | 2 | 4 | — | — | |
| Wolverton | 90 | 37 | 2 | 33 | — | — | |
| RURAL DISTRICTS | | | | | | | |
| Amersham | — | 318 | 90 | 214 | — | 12 | |
| Aylesbury | 90 | 103 | 30 | 72 | — | — | |
| Buckingham | — | 32 | 5 | 26 | — | — | |
| Eton | 49 | 202 | 26 | 158 | — | 11 | |
| Newport Pagnell | — | 143 | 25 | 66 | — | — | |
| Wing (b) | — | 42 | 12 | 27 | — | 1 | |
| Winslow | — | 43 | 9 | 33 | — | — | |
| Wycombe (c) | 80 | 199 | 46 | 107 | — | — | |
| Dorset | | | | | | | |
| BOROUGHS | | | | | | | |
| Blandford Forum | — | 10 | 4 | 6 | — | — | |
| Bridport | 24 | 35 | 7 | 24 | — | 1 | |
| Dorchester | — | 34 | 8 | 26 | — | — | |
| Lyme Regis | — | 14 | 1 | 12 | — | 1 | |
| Poole | 10 | 486 | 106 | 329 | — | 30 | |
| Shaftesbury | 200 | 22 | 4 | 18 | — | — | |
| Wareham | — | 17 | 3 | 9 | — | 3 | |
| Weymouth and Melcombe Regis | 10 | 284 | 23 | 131 | 34 | 93 | |
| URBAN DISTRICTS | | | | | | | |
| Portland | — | 31 | 3 | 13 | 1 | 11 | |
| Sherborne | 40 | 9 | 2 | 4 | — | 3 | |
| Swanage | 40 | 92 | 4 | 54 | 17 | 4 | |
| Wimborne Minster | — | 13 | 1 | 11 | — | — | |
| RURAL DISTRICTS | | | | | | | |
| Beaminstor | — | 41 | 9 | 28 | — | — | |
| Blandford | — | 51 | 9 | 42 | — | — | |
| Bridport | — | 62 | 11 | 50 | — | — | |
| Dorchester | — | 87 | 13 | 65 | — | 4 | |
| Shaftesbury | — | 32 | 12 | 19 | — | — | |
| Sherborne | — | 20 | 4 | 12 | — | — | |
| Sturminster | — | 35 | 5 | 26 | — | 1 | |
| Wareham and Purbeck (d) | 35 | 143 | 36 | 99 | — | 1 | |
| Wimborne and Cranborne | 56 | 261 | 28 | 185 | — | 7 | |

(91265)

B 4

APPENDIX B

| Housing Authorities and Housing Associations—Permanent Housing | | | | | | | | | | |
|--|-----|---------------------------------------|------------------------|-----------|-------------------------|------------------------|-----------|------------------------------------|-----------|--------------------|
| Sites | | Houses and Flats | | | | | | | | Est. Pop. in 000's |
| | | New Dwellings except Aluminium Houses | | | Aluminium Houses | | | Rebuilding War Destroyed Dwellings | | |
| | | No. on tenders approved | No. under construction | Completed | No. on tenders approved | No. under construction | Completed | No. under construction | Completed | |
| (1) | (2) | (3) | (4) | (5) | (6) | (7) | (8) | (9) | (10) | (11) |
| 40 | 462 | 1,501 | 196 | 1,109 | — | — | — | — | — | 106 |
| — | 50 | 434 | 81 | 289 | — | — | — | — | — | 19 |
| — | 22 | 78 | 20 | 58 | — | — | — | — | — | 4 |
| — | 86 | 80 | 50 | 30 | — | — | — | — | — | 8 |
| — | — | 38 | 14 | 24 | — | — | — | — | — | 2 |
| — | 100 | 58 | 22 | 28 | — | — | — | — | — | 4 |
| — | 38 | 62 | 18 | 28 | — | — | — | — | — | 3 |
| — | 66 | 150 | 28 | 98 | — | — | — | — | — | 7 |
| 10 | — | 150 | 26 | 108 | — | — | — | — | — | 15 |
| 166 | 42 | 378 | 48 | 254 | — | — | — | — | — | 29 |
| 18 | — | 210 | 68 | 132 | — | — | — | — | — | 15 |
| — | 32 | 196 | 44 | 152 | — | — | — | — | — | 20 |
| — | — | 382 | 77 | 305 | — | — | — | — | — | 17 |
| 373 | 10 | 354 | 95 | 251 | — | — | — | — | — | 19 |
| 16 | 55 | 1,250 | 225 | 755 | 70 | — | 70 | — | — | 138 |
| — | 395 | 3,033 | 381 | 2,504 | 25 | — | 25 | — | 28 | 218 |
| 2,480 | 782 | 2,103 | 304 | 1,076 | 30 | — | 30 | 22 | 70 | 180 |
| 14 | 66 | 428 | 100 | 280 | — | — | — | — | — | 28 |
| 32 | 28 | 302 | 52 | 238 | — | — | — | — | — | 14 |
| 14 | 2 | 385 | 104 | 253 | — | — | — | — | — | 17 |
| — | 2 | 655 | 178 | 429 | — | — | — | — | — | 19 |
| — | 200 | 483 | 82 | 292 | — | — | — | — | 13 | 31 |
| — | — | 1,454 | 267 | 1,157 | — | — | — | 4 | 4 | 49 |
| — | 32 | 454 | 60 | 374 | — | — | — | — | — | 22 |
| — | 32 | 144 | 10 | 134 | — | — | — | — | — | 6 |
| — | 76 | 470 | 116 | 354 | — | — | — | — | — | 27 |
| 76 | — | 169 | 8 | 157 | — | — | — | — | 4 | 8 |
| 210 | 8 | 485 | 160 | 311 | — | — | — | — | 3 | 40 |
| — | 34 | 1,044 | 259 | 637 | — | — | — | — | — | 20 |
| — | — | 110 | 10 | 86 | — | — | — | — | — | 8 |
| 21 | 92 | 523 | 100 | 411 | — | — | — | — | — | 31 |
| — | 62 | 168 | 62 | 106 | — | — | — | — | — | 7 |
| 198 | 108 | 250 | 46 | 198 | — | — | — | — | — | 20 |
| 28 | 21 | 261 | 36 | 191 | — | — | — | — | — | 13 |
| 44 | 30 | 148 | 68 | 80 | — | — | — | — | — | 16 |
| 16 | 55 | 227 | 46 | 173 | — | — | — | — | — | 19 |
| 146 | 81 | 316 | 205 | 101 | — | — | — | — | — | 18 |
| 4 | 70 | 288 | 67 | 207 | — | — | — | — | — | 17 |
| 68 | 154 | 484 | 132 | 314 | — | — | — | — | — | 41 |
| 6 | 152 | 212 | 76 | 98 | — | — | — | — | — | 18 |

(*) See Note 9. Column (3) 50, Column (4) 23, Column (5) 27.
 (b) See Note 9. " 2, " " 2.
 (c) See Note 9. " 24, " " 24.
 (d) See Note 9. " 10, " " 10.
 (e) See Note 9. " 52, " 6, " 36.
 (f) See Note 9. Column (3) 278, Column (4) 82, Column (5) 196.
 (g) See Note 9. " 8, " " 8.
 (h) See Note 9. " 22, " " " .
 (i) See Note 9. " 62, " 11, " " .

(continued)

| Housing Authority | Temporary Houses Completed | Private Builders—Permanent Housing | | | | |
|--------------------------------|----------------------------|--|--------------------|-----------|------------------------------------|-----------|
| | | Total No. on Licences and Approvals issued | New Dwellings | | Rebuilding War Destroyed Dwellings | |
| | | | Under construction | Completed | Under construction | Completed |
| Name | | (14) | (15) | (16) | (17) | (18) |
| Oxford | | | | | | |
| COUNTY BOROUGH | | | | | | |
| Oxford | 250 | 158 | 65 | 93 | — | — |
| BOROUGHS | | | | | | |
| Banbury (a) | — | 119 | 19 | 97 | — | — |
| Chipping Norton | 30 | 17 | 3 | 14 | — | — |
| Henley-upon-Thames | 34 | 25 | 7 | 18 | — | — |
| Woodstock | — | — | — | — | — | — |
| URBAN DISTRICTS | | | | | | |
| Bicester | — | 4 | 2 | 2 | — | — |
| Thame | — | 8 | — | 7 | — | — |
| Witney | — | 25 | 4 | 20 | — | — |
| RURAL DISTRICTS | | | | | | |
| Banbury | — | 51 | 5 | 39 | — | — |
| Bullington | — | 128 | 11 | 95 | — | — |
| Chipping Norton | — | 72 | 16 | 44 | — | — |
| Henley (b) | — | 135 | 11 | 123 | — | — |
| Ploughley | — | 66 | 13 | 45 | — | — |
| Witney | — | 71 | 15 | 46 | — | — |
| Southampton (Hampshire) | | | | | | |
| COUNTY BOROUGHS | | | | | | |
| Bournemouth (c) | 276 | 707 | 78 | 412 | 3 | 195 |
| Portsmouth (h) | 1,400 | 1,150 | 101 | 304 | 136 | 569 |
| Southampton (i) | 1,746 | 1,231 | 127 | 291 | 96 | 707 |
| BOROUGHS | | | | | | |
| Aldershot | 119 | 118 | 22 | 92 | — | — |
| Andover (d) | 50 | 56 | 12 | 42 | — | — |
| Basingstoke | 50 | 83 | 12 | 64 | — | 5 |
| Christchurch (e) | 100 | 259 | 25 | 213 | 10 | 10 |
| Eastleigh | 100 | 99 | 22 | 50 | 4 | 17 |
| Gosport (f) | 600 | 301 | 16 | 115 | — | 160 |
| Lymington (g) | 100 | 190 | 18 | 168 | — | 4 |
| Romsey | 20 | 36 | 2 | 31 | — | — |
| Winchester | 50 | 66 | 11 | 49 | — | 1 |
| URBAN DISTRICTS | | | | | | |
| Alton | 45 | 25 | 6 | 19 | — | — |
| Fareham | 100 | 332 | 29 | 270 | — | 25 |
| Farnborough | 100 | 97 | 14 | 81 | — | 2 |
| Fleet | — | 44 | 5 | 39 | — | — |
| Havant and Waterloo | 150 | 267 | 33 | 182 | 3 | 48 |
| Petersfield | — | 28 | 3 | 24 | — | 1 |
| RURAL DISTRICTS | | | | | | |
| Alton | 50 | 93 | 13 | 71 | — | 1 |
| Andover | 32 | 78 | 12 | 62 | 2 | — |
| Basingstoke | — | 107 | 11 | 85 | — | 1 |
| Droxford | — | 100 | 10 | 80 | — | 5 |
| Hartley Wintney | 29 | 94 | 22 | 60 | — | — |
| Kingsclere and Whitchurch | 10 | 79 | 14 | 55 | — | — |
| New Forest | 100 | 170 | 22 | 131 | — | 12 |
| †Petersfield | — | 116 | 15 | 87 | — | — |

| Housing Authorities and Housing Associations—Permanent Housing | | | | | | | | | | |
|---|---|---------------------------------------|----------------------------|---------------|-----------------------------|----------------------------|---------------|------------------------------------|----------------|--------------------|
| Sites | | Houses and Flats | | | | | | | | Est. Pop. in 000's |
| Right of entry obtained development or house erection not yet begun (1) | Developed or under development house erection not yet begun (2) | New Dwellings except Aluminium Houses | | | Aluminium Houses | | | Rebuilding War Destroyed Dwellings | | |
| | | No. on tenders approved (3) | No. under construction (4) | Completed (5) | No. on tenders approved (6) | No. under construction (7) | Completed (8) | No. under construction (9) | Completed (10) | |
| — | 30 | 257 | 38 | 195 | — | — | — | — | — | 23 |
| 96 | 66 | 130 | 48 | 82 | — | — | — | — | — | 24 |
| 58 | 60 | 554 | 158 | 354 | 115 | — | 115 | — | 4 | 40 |
| — | — | — | — | — | — | — | — | — | — | — |
| 172 | — | 156 | 4 | 106 | — | — | — | — | — | 20 |
| 16 | — | 102 | 6 | 96 | — | — | — | — | — | 20 |
| — | 192 | 198 | 38 | 108 | — | — | — | — | 8 | 16 |
| — | — | 120 | 22 | 90 | — | — | — | — | 2 | 13 |
| 2 | 20 | 50 | 12 | 38 | — | — | — | — | — | 7 |
| — | — | — | — | — | — | — | — | — | — | — |
| 60 | — | 179 | 49 | 125 | — | — | — | — | 5 | 17 |
| — | — | — | — | — | — | — | — | — | — | — |
| — | 84 | 82 | 42 | 40 | — | — | — | — | — | 6 |
| — | 7 | 144 | 30 | 114 | — | — | — | — | — | 17 |
| — | 2 | 45 | 4 | 41 | — | — | — | — | — | 2 |
| — | 46 | 124 | 12 | 112 | — | — | — | — | — | 5 |
| — | 18 | 32 | — | 32 | — | — | — | — | — | 4 |
| — | 87 | 53 | 24 | 29 | — | — | — | — | — | 4 |
| — | 2 | 36 | 2 | 34 | — | — | — | — | — | 2 |
| 156 | — | 105 | 11 | 80 | — | — | — | — | 2 | 4 |
| 546 | 13 | 226 | 54 | 142 | — | — | — | — | 3 | 20 |
| 110 | — | 133 | 28 | 98 | — | — | — | — | — | 9 |
| — | 35 | 155 | 32 | 123 | — | — | — | — | 11 | 7 |
| 72 | 18 | 198 | 30 | 108 | — | — | — | — | — | 13 |
| — | — | — | — | — | — | — | — | — | — | — |
| — | 18 | 56 | 4 | 44 | — | — | — | — | — | 5 |
| 414 | 38 | 234 | 66 | 116 | 40 | — | 40 | — | — | 35 |
| — | 51 | 64 | 10 | 54 | — | — | — | — | — | 4 |
| — | 8 | 84 | 50 | 34 | — | — | — | — | — | 10 |
| 46 | — | 22 | 10 | 12 | — | — | — | — | — | 2 |
| — | — | — | — | — | — | — | — | — | — | — |
| 118 | 116 | 319 | 68 | 212 | — | — | — | — | 4 | 23 |
| 14 | — | 10 | — | 10 | — | — | — | — | — | 4 |
| — | — | 118 | 19 | 85 | — | — | — | — | 3 | 4 |
| — | — | — | — | — | — | — | — | — | — | — |
| 26 | 14 | 82 | 25 | 55 | — | — | — | — | — | 8 |
| 72 | 20 | 143 | 29 | 98 | — | — | — | — | — | 20 |
| — | — | 42 | 7 | 19 | — | — | — | — | — | 6 |
| 8 | 16 | 96 | 12 | 76 | — | — | — | — | — | 14 |
| 200 | 4 | 258 | 19 | 235 | — | — | — | — | — | 21 |
| 112 | 6 | 306 | 67 | 201 | — | — | — | — | — | 16 |
| — | — | 21 | 13 | — | — | — | — | — | — | 2 |
| 93 | 40 | 97 | 14 | 75 | — | — | — | — | — | 5 |
| 60 | — | 231 | 24 | 157 | — | — | — | — | — | 27 |
| 30 | — | 180 | 72 | 78 | — | — | — | — | — | 14 |
| 99 | — | 106 | 48 | 52 | — | — | — | — | — | 18 |

(a) See Note 9. Column (3) 5, Column (4) —, Column (5) 2.
 (b) See Note 9. " 50, " —, " —.

(continued)

| Housing Authority | Temporary Houses Completed | Private Builders—Permanent Housing | | | | |
|------------------------------|----------------------------|--|--------------------|-----------|------------------------------------|-----------|
| | | Total No. on Licences and Approvals issued | New Dwellings | | Rebuilding War Destroyed Dwellings | |
| | | | Under construction | Completed | Under construction | Completed |
| Name | (13) | (14) | (15) | (16) | (17) | (18) |
| Southampton—cont. | | | | | | |
| RURAL DISTRICTS—cont. | | | | | | |
| Ringwood and Fordingbridge | 50 | 142 | 20 | 114 | — | 1 |
| Romsey and Stockbridge | — | 154 | 21 | 112 | 1 | 20 |
| Winchester | 150 | 170 | 46 | 102 | — | 10 |
| Wight, Isle of | | | | | | |
| BOROUGHS | | | | | | |
| Newport | — | 70 | 8 | 47 | — | 8 |
| Ryde | 50 | 75 | 8 | 58 | 2 | 6 |
| URBAN DISTRICTS | | | | | | |
| Cowes (b) | 100 | 129 | 14 | 33 | 16 | 57 |
| Sandown-Shanklin | — | 94 | 11 | 41 | 7 | 32 |
| Ventnor | — | 38 | 15 | 19 | — | 4 |
| RURAL DISTRICT | | | | | | |
| The Isle of Wight (a) | — | 98 | 20 | 63 | — | 1 |
| SOUTH-WESTERN | | | | | | |
| Cornwall | | | | | | |
| BOROUGHS | | | | | | |
| Bodmin | — | 22 | 7 | 15 | — | — |
| Falmouth | — | 29 | 4 | 17 | — | 7 |
| Fowey | — | 9 | 1 | 8 | — | — |
| Helston | 10 | 12 | 5 | 5 | — | — |
| †Launceston | — | 13 | 4 | 8 | — | — |
| Liskeard | 25 | 5 | — | 5 | — | — |
| Lostwithiel | 10 | — | — | — | — | — |
| Penryn | — | 14 | 5 | 7 | — | — |
| Penzance | 50 | 48 | 16 | 26 | — | 4 |
| St. Ives | — | 40 | 2 | 37 | — | 1 |
| Saltash | 40 | 57 | 7 | 37 | 2 | 9 |
| Truro | — | 54 | 5 | 48 | — | 1 |
| URBAN DISTRICTS | | | | | | |
| Bude Stratton | — | 21 | 5 | 15 | — | — |
| Camborne-Redruth | 100 | 57 | 27 | 27 | — | — |
| Looe | — | 7 | 5 | 1 | — | — |
| Newquay | 20 | 46 | 9 | 37 | — | — |
| Padstow | — | 3 | 2 | — | — | — |
| St. Austell | 50 | 57 | 23 | 30 | — | 4 |
| St. Just | — | 3 | 2 | 1 | — | — |
| Torpoint | 50 | 46 | 3 | 6 | — | 35 |
| RURAL DISTRICTS | | | | | | |
| Camelford | — | 17 | 9 | 8 | — | — |
| Kerrier | — | 65 | 10 | 49 | — | 5 |
| Launceston | — | 18 | 11 | 7 | — | — |
| Liskeard | — | 24 | 19 | 3 | — | — |
| St. Austell | — | 32 | 10 | 19 | — | 1 |
| St. Germans | — | 33 | 9 | 20 | — | 2 |
| Scilly, Isles of | — | 8 | 2 | 5 | — | — |
| Stratton | — | 13 | 4 | 7 | — | 1 |
| Truro | — | 54 | 10 | 41 | — | 1 |
| Wadebridge | 40 | 25 | 12 | 13 | — | — |
| West Penwith | — | 40 | 3 | 35 | — | — |

APPENDIX B

| Housing Authorities and Housing Associations—Permanent Housing | | | | | | | | | | |
|---|---|---------------------------------------|----------------------------|---------------|-----------------------------|----------------------------|---------------|------------------------------------|----------------|-------------------------|
| Sites | | Houses and Flats | | | | | | | | Est. Pop. in 000's (11) |
| Right of entry obtained development or house erection not yet begun (1) | Developed or under development house erection not yet begun (2) | New Dwellings except Aluminium Houses | | | Aluminium Houses | | | Rebuilding War Destroyed Dwellings | | |
| | | No. on tenders approved (3) | No. under construction (4) | Completed (5) | No. on tenders approved (6) | No. under construction (7) | Completed (8) | No. under construction (9) | Completed (10) | |
| — | 626 | 1,148 | 307 | 652 | 48 | — | 48 | — | 21 | 76 |
| — | 2,330 | 4,219 | 1,008 | 2,882 | 64 | — | 64 | 32 | 175 | 189 |
| — | 153 | 284 | 36 | 194 | — | — | — | — | — | 16 |
| 57 | 34 | 112 | 18 | 66 | — | — | — | — | — | 10 |
| 56 | 8 | 99 | 10 | 75 | — | — | — | — | 1 | 6 |
| — | — | 33 | 5 | 24 | — | — | — | — | — | 3 |
| — | — | 70 | — | 70 | — | — | — | — | — | 4 |
| 42 | 22 | 14 | 6 | 8 | — | — | — | — | — | 4 |
| — | — | 68 | 12 | 56 | — | — | — | — | — | 3 |
| 50 | 106 | 176 | 26 | 98 | — | — | — | — | — | 11 |
| 288 | — | 466 | 98 | 362 | — | — | — | — | 6 | 50 |
| — | — | 190 | 58 | 112 | — | — | — | — | — | 5 |
| — | 24 | 76 | 20 | 32 | — | — | — | — | — | 3 |
| — | 42 | 64 | 8 | 26 | — | — | — | — | — | 3 |
| — | 2 | 116 | 20 | 92 | — | — | — | — | — | 9 |
| — | — | 70 | 11 | 59 | — | — | — | — | — | 3 |
| — | 1 | 93 | 23 | 59 | — | — | — | — | — | 4 |
| — | 50 | 62 | 44 | 16 | — | — | — | — | — | 4 |
| 5 | 8 | 76 | 16 | 58 | — | — | — | — | — | 7 |
| — | 116 | 178 | 90 | 84 | — | — | — | — | — | 17 |
| 68 | — | 22 | 3 | 19 | — | — | — | — | — | 1 |
| 28 | 6 | 62 | 11 | 43 | — | — | — | — | — | 9 |
| 24 | 20 | 68 | 12 | 40 | — | — | — | — | — | 3 |
| 6 | — | 18 | — | 12 | — | — | — | — | — | 2 |
| — | 52 | 248 | 110 | 136 | — | — | — | — | — | 16 |
| — | 23 | 79 | 14 | 58 | — | — | — | — | — | 6 |
| — | — | 87 | 8 | 67 | — | — | — | — | — | 4 |
| 265 | — | 219 | 104 | 99 | — | — | — | — | — | 25 |
| 3 | — | 59 | 12 | 47 | — | — | — | — | — | 2 |
| 56 | — | 12 | — | 12 | — | — | — | — | — | 3 |
| 29 | 68 | 122 | 33 | 89 | — | — | — | — | — | 10 |
| — | 34 | 126 | 50 | 64 | — | — | — | — | — | 6 |
| 39 | 8 | 142 | 30 | 96 | — | — | — | 2 | 1 | 10 |
| 54 | 44 | 154 | 50 | 96 | — | — | — | — | — | 11 |
| — | 28 | 246 | 54 | 168 | — | — | — | — | — | 22 |
| — | — | 66 | 4 | 58 | — | — | — | — | — | 5 |
| 6 | — | 10 | — | 6 | — | — | — | — | — | 2 |
| 89 | 10 | 61 | 14 | 39 | — | — | — | — | — | 10 |
| — | 47 | 36 | 4 | 32 | — | — | — | — | — | 6 |
| — | 14 | 48 | 8 | 38 | — | — | — | — | — | 7 |
| — | 71 | 140 | 20 | 102 | — | — | — | — | — | 11 |
| 43 | 59 | 237 | 72 | 129 | — | — | — | — | — | 25 |
| 32 | 41 | 67 | 27 | 38 | — | — | — | — | — | 12 |
| 94 | 8 | 410 | 63 | 235 | — | — | — | — | 7 | 32 |
| 125 | — | 244 | 84 | 122 | — | — | — | — | — | 30 |

(a) See Note 9. Column (3) 50, Column (4) 50, Column (5) —.

(continued)

| Housing Authority Name (12) | Private Builders—Permanent Housing | | | | | |
|-----------------------------|------------------------------------|---|-------------------------|----------------|------------------------------------|----------------|
| | Temporary Houses Completed (13) | Total No. on Licences and Approvals issued (14) | New Dwellings | | Rebuilding War Destroyed Dwellings | |
| | | | Under construction (15) | Completed (16) | Under construction (17) | Completed (18) |
| | | | | | | |
| Devon | | | | | | |
| COUNTY BOROUGHES | | | | | | |
| Exeter | 430 | 345 | 73 | 82 | 38 | 152 |
| Plymouth | 2,250 | 1,012 | 25 | 20 | 208 | 746 |
| BOROUGHES | | | | | | |
| Barnstaple | 50 | 45 | 11 | 30 | — | — |
| Bideford | 50 | 37 | 8 | 26 | — | — |
| Dartmouth | 50 | 13 | 2 | 8 | — | 1 |
| Great Torrington | — | 4 | — | 4 | — | — |
| †Honiton | 12 | 14 | 2 | 12 | — | — |
| Okehampton | 25 | 9 | 7 | 2 | — | — |
| South Molton | — | 21 | 3 | 18 | — | — |
| Tiverton | 50 | 19 | 4 | 15 | — | — |
| Torquay | 240 | 258 | 21 | 188 | — | 45 |
| Totnes (a) | — | 27 | 1 | 22 | — | 4 |
| URBAN DISTRICTS | | | | | | |
| Ashburton | — | 23 | 6 | 15 | — | — |
| Axminster | 11 | 27 | 3 | 23 | — | 1 |
| Brixham | 29 | 55 | 8 | 46 | — | 1 |
| Buckfastleigh | — | 14 | 6 | 7 | — | — |
| Budleigh Salterton | — | 14 | 3 | 3 | — | 8 |
| Crediton | — | 12 | 3 | 9 | — | — |
| Dawlish | — | 19 | 5 | 14 | — | — |
| Exmouth | — | 27 | 1 | 16 | 2 | 7 |
| Holsworthy | 15 | 3 | — | 3 | — | — |
| Ilfracombe | — | 32 | 8 | 24 | — | — |
| Kingsbridge | — | 12 | 5 | 2 | — | 5 |
| Lynton | — | 1 | — | — | — | — |
| Newton Abbot | 40 | 53 | 2 | 51 | — | — |
| Northam | — | 38 | — | 38 | — | — |
| Ottery St. Mary | — | 27 | 4 | 22 | — | — |
| Paignton | — | 106 | 16 | 82 | — | 6 |
| Salcombe | 18 | 5 | 3 | 2 | — | — |
| Seaton | — | 21 | 1 | 15 | — | 5 |
| Sidmouth | — | 54 | 6 | 48 | — | — |
| Tavistock | — | 15 | 6 | 9 | — | — |
| Teignmouth | 100 | 39 | 5 | 16 | 1 | 16 |
| RURAL DISTRICTS | | | | | | |
| Axminster | — | 50 | 19 | 31 | — | — |
| Barnstaple | — | 81 | 10 | 71 | — | — |
| Bideford | — | 23 | 2 | 20 | — | — |
| Broadwoodwidge | — | 7 | 3 | 4 | — | — |
| Crediton | — | 35 | 10 | 22 | 1 | — |
| Holsworthy | — | 9 | 3 | 3 | — | — |
| Honiton | — | 26 | 3 | 20 | — | — |
| Kingsbridge | 30 | 36 | 8 | 18 | — | — |
| Newton Abbot | — | 126 | 23 | 98 | — | — |
| Okehampton | — | 21 | 6 | 15 | — | — |
| Plympton St. Mary | — | 190 | 38 | 111 | — | 41 |
| St. Thomas | — | 152 | 22 | 121 | — | 2 |

| Housing Authorities and Housing Associations—Permanent Housing | | | | | | | | | | |
|--|--|---------------------------------------|-------------------------------|------------------|--------------------------------|-------------------------------|------------------|------------------------------------|-------------------|-----------------------------|
| Sites | | Houses and Flats | | | | | | | | Est. Pop. in 000's |
| Right of entry obtained development or house erection not yet begun (1) | Developed or under development house erection not yet begun (2) | New Dwellings except Aluminium Houses | | | Aluminium Houses | | | Rebuilding War Destroyed Dwellings | | |
| | | No. on tenders approved (3) | No. under construction (4) | Completed (5) | No. on tenders approved (6) | No. under construction (7) | Completed (8) | No. under construction (9) | Completed (10) | |
| 44 | — | 96 | 20 | 68 | — | — | — | — | — | 9 |
| 75 | — | 96 | 56 | 40 | — | — | — | — | — | 15 |
| 228 | 28 | 178 | 58 | 102 | — | — | — | — | — | 21 |
| 10 | — | 44 | 12 | 32 | — | — | — | — | — | 8 |
| 38 | — | 156 | 24 | 110 | — | — | — | — | — | 13 |
| 2,219 | 2,091 | 6,964 | 1,959 | 4,755 | 148 | — | 148 | — | 237 | 437 |
| 171 | 680 | 640 | 221 | 401 | 300 | — | 300 | — | — | 64 |
| — | 191 | 826 | 332 | 468 | 207 | — | 207 | — | 12 | 65 |
| — | 234 | 72 | 4 | 68 | 100 | — | 100 | — | — | 5 |
| — | 20 | 92 | 20 | 56 | — | — | — | — | — | 6 |
| — | 19 | 268 | 30 | 238 | — | — | — | — | — | 12 |
| 158 | 19 | 447 | 44 | 401 | — | — | — | — | — | 19 |
| 170 | — | 320 | 76 | 242 | — | — | — | — | 1 | 17 |
| 14 | — | 44 | 8 | 24 | — | — | — | — | — | 3 |
| — | 273 | 228 | 62 | 116 | 37 | — | 37 | — | — | 16 |
| 36 | 132 | 404 | 112 | 254 | — | — | — | — | — | 21 |
| 23 | 20 | 99 | 32 | 67 | — | — | — | — | — | 13 |
| 253 | 78 | 306 | 56 | 198 | 71 | — | 71 | — | — | 17 |
| 4 | 59 | 172 | 43 | 111 | 60 | — | 60 | — | — | 20 |
| — | 20 | 269 | 66 | 139 | — | — | — | — | — | 34 |
| 127 | 102 | 168 | 68 | 100 | — | — | — | — | — | 11 |
| 56 | — | 56 | 12 | 44 | — | — | — | — | — | 8 |
| 206 | — | 204 | 68 | 136 | — | — | — | — | — | 19 |
| 70 | 14 | 50 | 26 | 24 | — | — | — | — | — | 9 |
| 161 | 18 | 617 | 192 | 407 | 110 | — | 110 | — | 1 | 38 |
| 383 | 33 | 266 | 94 | 166 | — | — | — | — | — | 26 |
| 61 | — | 58 | 6 | 38 | — | — | — | — | — | 7 |
| 106 | 62 | 304 | 74 | 216 | — | — | — | — | — | 25 |
| 50 | 6 | 130 | 25 | 105 | — | — | — | — | — | 10 |
| 51 | 36 | 163 | 77 | 64 | 100 | — | 100 | — | — | 18 |
| — | 68 | 1,085 | 129 | 956 | — | — | — | — | 106 | 77 |
| — | 361 | 616 | 144 | 456 | 47 | — | 47 | — | — | 22 |
| 21 | — | 76 | 12 | 64 | 59 | — | 59 | — | — | 5 |
| 130 | 82 | 82 | 10 | 68 | — | — | — | — | — | 5 |
| 16 | 112 | 616 | 166 | 446 | 84 | 4 | 80 | — | — | 33 |
| 46 | — | 90 | 14 | 76 | — | — | — | — | — | 6 |
| 445 | — | 512 | 86 | 426 | — | — | — | — | 56 | 39 |
| 178 | — | 277 | 68 | 169 | — | — | — | — | 19 | 23 |

(a) See Note 9. Column (3) 6. Column (4)—, Column (5) 6.
 (b) See Note 9. " 132, " 18, " 76.
 (c) See Note 9. " 63, " —, " 63.
 (d) See Note 9. " 27, " —, " 27.

(continued)

| Housing Authority Name (12) | Temporary Houses Completed (13) | Private Builders—Permanent Housing | | | | |
|---|--|---|--|-----------------------|--|-----------------------|
| | | Total No. on Licences and Approvals issued (14) | New Dwellings | | Rebuilding War Destroyed Dwellings | |
| | | | Under con- struction (15) | Completed (16) | Under con- struction (17) | Completed (18) |
| Devon—cont. | | | | | | |
| RURAL DISTRICTS—cont. | | | | | | |
| South Molton | — | 20 | 4 | 15 | — | — |
| Tavistock | — | 64 | 25 | 26 | — | — |
| Tiverton | — | 34 | 9 | 23 | — | — |
| Torrington | — | 11 | 2 | 8 | — | — |
| Totnes | 30 | 73 | 24 | 48 | — | 1 |
| Gloucester | | | | | | |
| COUNTY BOROUGHS | | | | | | |
| Bristol | 3,000 | 1,385 | 123 | 178 | 130 | 804 |
| Gloucester | — | 60 | 30 | 22 | — | 5 |
| BOROUGHS | | | | | | |
| Cheltenham | 291 | 165 | 15 | 139 | — | 8 |
| Tewkesbury (a) | 15 | 11 | 3 | 7 | — | — |
| URBAN DISTRICTS | | | | | | |
| Charlton Kings | — | 18 | 5 | 12 | — | — |
| Cirencester | 23 | 59 | 2 | 52 | — | — |
| Kingswood | 50 | 55 | 5 | 45 | — | 5 |
| Mangotsfield | — | 127 | 11 | 113 | — | 3 |
| Nailsworth | — | 14 | 3 | 11 | — | — |
| Stroud | 40 | 46 | 19 | 20 | — | — |
| RURAL DISTRICTS | | | | | | |
| Cheltenham (b) | 43 | 58 | 9 | 46 | — | — |
| Cirencester | — | 35 | 5 | 28 | — | — |
| Dursley | 40 | 44 | 7 | 34 | — | — |
| East Dean | — | 23 | 10 | 13 | — | — |
| Gloucester (c) | — | 80 | 14 | 59 | — | 2 |
| Lydney | — | 36 | 6 | 19 | — | — |
| Newent | — | 38 | 12 | 24 | — | — |
| North Cotswold | 40 | 95 | 18 | 74 | — | — |
| Northleach | — | 33 | 5 | 19 | — | — |
| Sodbury (d) | 180 | 204 | 22 | 120 | — | 62 |
| Stroud | — | 99 | 26 | 70 | — | 2 |
| Tetbury | — | 17 | 2 | 15 | — | — |
| Thornbury | 50 | 58 | 24 | 27 | — | 1 |
| Warmley | — | 91 | 5 | 84 | — | — |
| West Dean | 13 | 24 | 4 | 20 | — | — |
| Somerset | | | | | | |
| COUNTY BOROUGH | | | | | | |
| Bath | 600 | 524 | 64 | 119 | 45 | 291 |
| BOROUGHS | | | | | | |
| Bridgwater | — | 59 | 14 | 44 | — | — |
| Chard | — | 26 | 4 | 21 | — | — |
| Glastonbury | — | 22 | 3 | 18 | — | — |
| Taunton | 225 | 37 | 15 | 15 | — | — |
| Wells | 25 | 9 | 2 | 6 | — | — |
| Weston-super-Mare | 200 | 211 | 25 | 74 | 3 | 105 |
| Yeovil | 150 | 92 | 10 | 72 | — | 10 |

APPENDIX B

| Housing Authorities and Housing Associations—Permanent Housing | | | | | | | | | | |
|---|---|---------------------------------------|----------------------------|---------------|-----------------------------|----------------------------|---------------|------------------------------------|----------------|-------------------------|
| Sites | | Houses and Flats | | | | | | | | Est. Pop. in 000's (11) |
| Right of entry obtained development or house erection not yet begun (1) | Developed or under development house erection not yet begun (2) | New Dwellings except Aluminium Houses | | | Aluminium Houses | | | Rebuilding War Destroyed Dwellings | | |
| | | No. on tenders approved (3) | No. under construction (4) | Completed (5) | No. on tenders approved (6) | No. under construction (7) | Completed (8) | No. under construction (9) | Completed (10) | |
| 190 | — | 126 | 2 | 120 | — | — | — | — | — | 9 |
| 24 | 4 | 136 | 32 | 104 | — | — | — | — | — | 10 |
| — | — | 86 | — | 76 | — | — | — | — | — | 4 |
| 85 | 5 | 124 | 61 | 41 | — | — | — | — | 2 | 11 |
| — | 10 | 60 | 8 | 42 | — | — | — | — | — | 3 |
| 150 | 13 | 264 | 34 | 188 | — | — | — | — | — | 8 |
| — | — | 152 | 17 | 121 | — | — | — | — | — | 7 |
| 12 | — | 148 | 4 | 106 | 52 | — | 52 | — | — | 12 |
| 114 | — | 88 | 28 | 60 | — | — | — | — | — | 4 |
| — | 62 | 110 | 13 | 73 | — | — | — | — | — | 5 |
| 60 | — | 96 | 32 | 64 | — | — | — | — | — | 5 |
| — | 2 | 46 | 14 | 32 | — | — | — | — | — | 2 |
| — | 48 | 154 | 36 | 108 | — | — | — | — | — | 7 |
| 8 | 14 | 389 | 64 | 325 | — | — | — | — | — | 25 |
| 43 | 206 | 348 | 44 | 250 | 141 | — | 141 | — | — | 21 |
| 52 | 86 | 222 | 30 | 156 | — | — | — | — | — | 19 |
| — | 75 | 168 | 38 | 120 | — | — | — | — | — | 12 |
| 26 | 92 | 142 | 28 | 114 | — | — | — | — | — | 17 |
| — | 16 | 64 | 18 | 42 | — | — | — | — | — | 5 |
| 8 | — | 110 | 11 | 61 | 16 | — | 16 | — | — | 10 |
| 22 | 104 | 138 | 28 | 102 | — | — | — | — | — | 13 |
| 20 | 136 | 356 | 62 | 274 | — | — | — | — | — | 24 |
| 100 | — | 111 | 42 | 65 | — | — | — | — | — | 11 |
| 16 | 7 | 200 | 48 | 110 | — | — | — | — | — | 19 |
| 51 | 26 | 88 | 12 | 76 | — | — | — | — | — | 8 |
| 72 | 10 | 146 | 25 | 119 | — | — | — | — | — | 10 |
| 28 | 14 | 100 | 44 | 50 | — | — | — | — | — | 13 |
| 118 | 8 | 226 | 48 | 174 | — | — | — | — | — | 17 |
| 188 | 42 | 278 | 57 | 187 | — | — | — | — | 8 | 19 |
| — | 35 | 112 | 34 | 74 | — | — | — | — | — | 5 |
| 51 | 51 | 168 | 74 | 94 | 46 | — | 46 | — | — | 12 |
| — | 18 | 182 | 66 | 100 | — | — | — | — | — | 7 |
| 60 | — | 32 | — | 32 | 26 | — | 26 | — | — | 3 |
| 156 | — | 54 | 20 | 34 | — | — | — | — | — | 5 |
| 199 | 37 | 468 | 125 | 307 | — | — | — | — | — | 33 |
| 62 | 77 | 1,022 | 278 | 620 | — | — | — | — | — | 68 |
| — | 44 | 56 | 37 | 19 | — | — | — | — | — | 3 |
| 158 | 6 | 92 | 44 | 48 | — | — | — | — | — | 5 |
| 4 | 4 | 220 | 74 | 136 | 44 | — | 44 | — | — | 6 |
| 764 | — | 204 | 8 | 158 | — | — | — | — | — | 14 |
| 10 | — | 92 | 22 | 60 | — | — | — | — | — | 7 |
| — | 36 | 122 | 36 | 86 | — | — | — | — | — | 5 |

(continued)

| Housing Authority | Temporary Houses Completed | Private Builders—Permanent Housing | | | | |
|------------------------|----------------------------|---|-------------------------|----------------|------------------------------------|----------------|
| | | Total No. on Licences and Approvals issued (14) | New Dwellings | | Rebuilding War Destroyed Dwellings | |
| | | | Under construction (15) | Completed (16) | Under construction (17) | Completed (18) |
| Name (12) | (13) | (14) | (15) | (16) | (17) | (18) |
| Somerset—cont. | | | | | | |
| URBAN DISTRICTS | | | | | | |
| Burnham-on-Sea | — | 73 | 6 | 66 | — | 1 |
| Clevedon | 20 | 42 | 7 | 32 | — | 3 |
| Crewkerne | — | 8 | 1 | 7 | — | — |
| Frome | — | 46 | 9 | 32 | — | — |
| Ilminster | — | 13 | 3 | 9 | — | — |
| Keynsham | 20 | 52 | 7 | 42 | — | — |
| Minehead | — | 14 | 5 | 9 | — | — |
| Norton Radstock | — | 46 | 19 | 27 | — | — |
| Portishead | 20 | 11 | 4 | 4 | — | — |
| Shepton Mallet | — | 6 | 1 | 5 | — | — |
| Street | — | 26 | 3 | 13 | — | — |
| Watchet | 10 | 6 | 2 | 4 | — | — |
| Wellington | — | 7 | 3 | 4 | — | — |
| RURAL DISTRICTS | | | | | | |
| Axbridge | — | 83 | 4 | 68 | — | 6 |
| Bathavon | — | 118 | 18 | 93 | — | 1 |
| Bridgwater | — | 63 | 7 | 53 | — | — |
| Chard | 30 | 38 | 12 | 25 | — | — |
| Clutton | 40 | 52 | 6 | 35 | — | — |
| Dulverton | — | 9 | 4 | 5 | — | — |
| Frome | — | 41 | 4 | 35 | — | — |
| Langport | — | 20 | 7 | 10 | — | — |
| Long Ashton | — | 198 | 22 | 170 | — | 4 |
| Shepton Mallet | — | 34 | 10 | 20 | — | — |
| Taunton | — | 32 | 12 | 19 | — | 1 |
| Wellington | — | 28 | 4 | 23 | — | — |
| Wells | — | 53 | 6 | 42 | — | — |
| Williton | — | 40 | 7 | 31 | — | — |
| Wincanton | — | 40 | 11 | 27 | — | — |
| Yeovil | 40 | 72 | 12 | 60 | — | — |
| Wilts. | | | | | | |
| BOROUGHES | | | | | | |
| Calne | — | 19 | 1 | 18 | — | — |
| Chippenham | — | 31 | 6 | 25 | — | — |
| Devizes | 20 | 57 | 5 | 49 | — | — |
| Malmesbury | — | 3 | — | 3 | — | — |
| Marlborough | 20 | 9 | 2 | 7 | — | — |
| Salisbury (New Sarum) | 100 | 80 | 22 | 51 | — | 2 |
| Swindon | 200 | 130 | 29 | 55 | — | 46 |
| Wilton | 10 | 8 | 3 | 5 | — | — |
| URBAN DISTRICTS | | | | | | |
| Bradford-on-Avon | 30 | 14 | 1 | 13 | — | — |
| Melksham | 10 | 21 | 11 | 10 | — | — |
| Trowbridge | 57 | 43 | 11 | 32 | — | — |
| Warminster | — | 14 | 7 | 6 | — | — |
| Westbury | — | 19 | 3 | 13 | — | 1 |

APPENDIX B

| Housing Authorities and Housing Associations—Permanent Housing | | | | | | | | | | |
|---|---|---------------------------------------|----------------------------|---------------|-----------------------------|----------------------------|---------------|------------------------------------|----------------|--------------------|
| Sites | | Houses and Flats | | | | | | | | Est. Pop. in 000's |
| Right of entry obtained development or house erection not yet begun (1) | Developed or under development house erection not yet begun (2) | New Dwellings except Aluminium Houses | | | Aluminium Houses | | | Rebuilding War Destroyed Dwellings | | |
| | | No. on tenders approved (3) | No. under construction (4) | Completed (5) | No. on tenders approved (6) | No. under construction (7) | Completed (8) | No. under construction (9) | Completed (10) | |
| 72 | — | 148 | 52 | 94 | — | — | — | — | — | 14 |
| 20 | 64 | 70 | 10 | 60 | — | — | — | — | — | 10 |
| 46 | 158 | 142 | 50 | 74 | — | — | — | — | — | 27 |
| 182 | 71 | 249 | 54 | 168 | — | — | — | — | — | 13 |
| 158 | 2 | 104 | 22 | 82 | — | — | — | — | 1 | 14 |
| 152 | 66 | 258 | 40 | 218 | — | — | — | — | — | 20 |
| 18 | 4 | 108 | 36 | 46 | — | — | — | — | — | 9 |
| 72 | — | 73 | 3 | 70 | — | — | — | — | — | 10 |
| 78 | — | 124 | 24 | 76 | — | — | — | — | — | 11 |
| 231 | 4 | 206 | 104 | 98 | — | — | — | — | — | 14 |
| 63 | — | 124 | 30 | 94 | — | — | — | — | — | 17 |
| 52 | — | 152 | 26 | 108 | — | — | — | — | — | 13 |
| — | — | 70 | — | 70 | — | — | — | — | — | 2 |
| 4 | — | 42 | — | 42 | — | — | — | — | — | 3 |
| 30 | 74 | 97 | 39 | 52 | — | — | — | — | — | 10 |
| 29 | — | 110 | 20 | 90 | — | — | — | — | — | 2 |
| 56 | — | 44 | — | 44 | — | — | — | — | — | 2 |
| 15 | 8 | 51 | 12 | 25 | — | — | — | — | — | 10 |
| 5 | 24 | 70 | 25 | 41 | — | — | — | — | — | 9 |
| 46 | 67 | 44 | 12 | 30 | — | — | — | — | — | 11 |
| 48 | — | 64 | — | 64 | — | — | — | — | — | 6 |
| — | 18 | 132 | 55 | 36 | — | — | — | — | — | 7 |
| — | — | 40 | — | 40 | — | — | — | — | — | 2 |
| 24 | — | 30 | — | 30 | — | — | — | — | — | 1 |
| 30 | — | — | — | — | — | — | — | — | — | 1 |
| — | — | 50 | 10 | 40 | — | — | — | — | — | 7 |
| — | — | 22 | 2 | 20 | — | — | — | — | — | 3 |
| 126 | 36 | 132 | 28 | 104 | — | — | — | — | — | 7 |
| — | 4 | 20 | — | 20 | — | — | — | — | — | 4 |
| 168 | 28 | 254 | 64 | 186 | — | — | — | — | — | 5 |
| 200 | — | 310 | 69 | 151 | — | — | — | — | — | 11 |
| — | 102 | 210 | 70 | 112 | — | — | — | — | — | 14 |
| — | 46 | 156 | 56 | 100 | — | — | — | — | — | 9 |
| — | — | 180 | 12 | 168 | — | — | — | — | — | 10 |
| — | — | 30 | — | 24 | — | — | — | — | — | 4 |

(a) See Note 9. Column (3) 35, Column (4) 35, Column (5) —.

(continued)

| Housing Authority | Private Builders—Permanent Housing | | | | | |
|-------------------------------|------------------------------------|--|--------------------|-----------|------------------------------------|-----------|
| | Temporary Houses Completed | Total No. on Licences and Approvals issued | New Dwellings | | Rebuilding War Destroyed Dwellings | |
| | | | Under construction | Completed | Under construction | Completed |
| Name | (13) | (14) | (15) | (16) | (17) | (18) |
| Wilts.—cont. | | | | | | |
| RURAL DISTRICTS | | | | | | |
| Amesbury | — | 59 | 10 | 48 | — | — |
| Bradford and Melksham | 20 | 39 | 9 | 28 | — | — |
| Calne and Chippenham | — | 68 | 11 | 48 | — | 4 |
| Cricklade and Wootton Bassett | — | 30 | 9 | 20 | — | — |
| Devizes | — | 40 | 12 | 27 | — | — |
| Highworth | — | 44 | 5 | 34 | — | — |
| Malmesbury | — | 32 | 6 | 26 | — | — |
| Marlborough and Ramsbury | — | 43 | 5 | 38 | — | — |
| Mere and Tisbury | — | 42 | 3 | 31 | — | — |
| Pewsey | — | 49 | 8 | 28 | — | 2 |
| Salisbury and Wilton | — | 58 | 5 | 53 | — | — |
| Warminster and Westbury | — | 49 | 13 | 32 | — | — |
| WALES | | | | | | |
| Anglesey | | | | | | |
| BOROUGH | | | | | | |
| †Beaumaris | 30 | 1 | — | 1 | — | — |
| URBAN DISTRICTS | | | | | | |
| Amlwch | — | 15 | 8 | 7 | — | — |
| Holyhead | 62 | 3 | — | 1 | 1 | 1 |
| Llangefni | 50 | 10 | 2 | 7 | — | — |
| †Menai Bridge | — | 8 | 1 | 3 | — | — |
| RURAL DISTRICTS | | | | | | |
| Aethwy | — | 19 | 3 | 14 | — | 1 |
| Twrcelyn | — | 11 | 2 | 9 | — | — |
| Valley | — | 20 | 8 | 12 | — | — |
| Brecknock | | | | | | |
| BOROUGH | | | | | | |
| Brecknock | — | 31 | 10 | 17 | — | — |
| URBAN DISTRICTS | | | | | | |
| Brynmawr (a) | 50 | 2 | 1 | 1 | — | — |
| Builth Wells | — | 1 | — | — | — | — |
| Hay | — | — | — | — | — | — |
| Llanwrtyd Wells | — | 6 | — | — | — | — |
| RURAL DISTRICTS | | | | | | |
| Brecknock | — | 7 | 2 | 5 | — | — |
| Builth | — | — | — | — | — | — |
| †Crickhowell | — | 23 | 7 | 16 | — | — |
| Hay | — | 14 | 11 | 3 | — | — |
| Vaynor and Penderyn | 34 | 7 | 6 | 1 | — | — |
| Ystradgynlais | 75 | 34 | 3 | 30 | — | — |
| Caernarvon | | | | | | |
| BOROUGHS | | | | | | |
| Bangor | 60 | 22 | 16 | 6 | — | — |
| Caernarvon | — | 3 | 3 | — | — | — |
| Conway | 24 | 29 | 3 | 25 | — | — |
| Pwllheli | 40 | 2 | 1 | 1 | — | — |

| Housing Authorities and Housing Associations—Permanent Housing | | | | | | | | | | |
|---|---|---------------------------------------|----------------------------|---------------|-----------------------------|----------------------------|---------------|------------------------------------|----------------|--------------------|
| Sites | | Houses and Flats | | | | | | | | Est. Pop. in 000's |
| Right of entry obtained development or house erection not yet begun (1) | Developed or under development house erection not yet begun (2) | New Dwellings except Aluminium Houses | | | Aluminium Houses | | | Rebuilding War Destroyed Dwellings | | |
| | | No. on tenders approved (3) | No. under construction (4) | Completed (5) | No. on tenders approved (6) | No. under construction (7) | Completed (8) | No. under construction (9) | Completed (10) | |
| — | — | 104 | 20 | 84 | — | — | — | — | — | 4 |
| — | 34 | 12 | 12 | — | — | — | — | — | — | 1 |
| 7 | — | 42 | 6 | 36 | — | — | — | — | — | 2 |
| 213 | — | 200 | 48 | 138 | — | — | — | — | — | 16 |
| 36 | — | 50 | 34 | 16 | — | — | — | — | — | 3 |
| — | 22 | 106 | 56 | 50 | — | — | — | — | — | 4 |
| — | 60 | 58 | 26 | 32 | — | — | — | — | — | 4 |
| 44 | 126 | 200 | 86 | 92 | — | — | — | — | — | 24 |
| 2 | — | 149 | 46 | 77 | — | — | — | — | — | 17 |
| 38 | 26 | 54 | 32 | 18 | — | — | — | — | — | 6 |
| 4 | 58 | 116 | 42 | 72 | — | — | — | — | — | 5 |
| — | 40 | 174 | 93 | 41 | — | — | — | — | — | 10 |
| — | — | 62 | 24 | 38 | — | — | — | — | — | 4 |
| — | — | 22 | — | 22 | — | — | — | — | — | 2 |
| 12 | — | 7 | — | 7 | — | — | — | — | — | 1 |
| — | — | 28 | 8 | 18 | — | — | — | — | — | 1 |
| — | — | 20 | — | 20 | — | — | — | — | — | 9 |
| 60 | 32 | 70 | 10 | 52 | — | — | — | — | — | 10 |
| — | — | 26 | — | 14 | — | — | — | — | — | 10 |
| 20 | — | 28 | 8 | 20 | — | — | — | — | — | 5 |
| 68 | — | 130 | 4 | 126 | — | — | — | — | — | 13 |
| — | — | 46 | — | 46 | — | — | — | — | — | 3 |
| — | — | 40 | — | 32 | — | — | — | — | — | 2 |
| 344 | 178 | 440 | 116 | 322 | — | — | — | — | — | 35 |
| 24 | 78 | 188 | 18 | 114 | — | — | — | — | — | 6 |
| — | — | 114 | 14 | 88 | — | — | — | — | — | 6 |
| — | — | 54 | — | 54 | — | — | — | — | — | 5 |
| — | 24 | 42 | 6 | 36 | — | — | — | — | — | 2 |
| — | — | — | — | — | — | — | — | — | — | 1 |
| 38 | 132 | 224 | 108 | 102 | — | — | — | — | — | 28 |
| 42 | 171 | 220 | 64 | 138 | — | — | — | — | — | 26 |
| 40 | 162 | 620 | 66 | 482 | — | — | — | — | — | 36 |
| — | — | 82 | 28 | 48 | — | — | — | — | — | 9 |
| 14 | — | 205 | 44 | 111 | — | — | — | — | — | 23 |
| 38 | — | 80 | — | 80 | — | — | — | — | — | 8 |
| — | — | 88 | 4 | 84 | — | — | — | — | — | 4 |
| 160 | 101 | 798 | 121 | 669 | — | — | — | — | — | 29 |

| Housing Authority | Temporary Houses Completed | Private Builders—Permanent Housing | | | | |
|-------------------------|----------------------------|--|--------------------|-----------|------------------------------------|-----------|
| | | Total No. on Licences and Approvals issued | New Dwellings | | Rebuilding War Destroyed Dwellings | |
| | | | Under construction | Completed | Under construction | Completed |
| Name | (13) | (14) | (15) | (16) | (17) | (18) |
| Caernarvon—cont. | | | | | | |
| URBAN DISTRICTS | | | | | | |
| Bethesda | — | 5 | — | 5 | — | — |
| Bettws-y-Coed | — | 1 | 1 | — | — | — |
| Criccieth | — | 11 | — | 11 | — | — |
| Llandudno | 50 | 49 | 14 | 34 | — | — |
| Llanfairfechan | — | 8 | 4 | 4 | — | — |
| Penmaenmawr | — | 47 | 5 | 38 | — | — |
| Portmadoc | — | 4 | — | 4 | — | — |
| RURAL DISTRICTS | | | | | | |
| Gwyrfa | — | 18 | 4 | 14 | — | — |
| Lleyn | — | 54 | 12 | 42 | — | — |
| Nant Conway | — | 18 | 1 | 15 | — | — |
| Ogwen | — | 3 | 3 | — | — | — |
| Cardigan | | | | | | |
| BOROUGHS | | | | | | |
| Aberystwyth | — | 6 | 1 | 1 | — | — |
| Cardigan | 20 | 7 | 2 | 5 | — | — |
| Lampeter | — | 4 | 1 | 2 | — | — |
| URBAN DISTRICTS | | | | | | |
| Aberayron | — | 4 | 2 | 2 | — | — |
| New Quay | — | 4 | 2 | 1 | — | — |
| RURAL DISTRICTS | | | | | | |
| Aberayron | — | 8 | 6 | 2 | — | — |
| Aberystwyth | — | 12 | 5 | 6 | — | — |
| Teifside | 10 | 16 | 10 | 6 | — | — |
| Tregaron | — | 5 | 3 | 2 | — | — |
| Carmarthen | | | | | | |
| BOROUGHS | | | | | | |
| Carmarthen | — | 20 | 10 | 9 | — | — |
| Kidwelly | — | 6 | 3 | 2 | — | — |
| Llandovery | — | 6 | 3 | 3 | — | — |
| Llanely | 150 | 1 | — | 1 | — | — |
| URBAN DISTRICTS | | | | | | |
| Ammanford | — | 9 | 5 | 4 | — | — |
| Burry Port | — | 6 | 1 | 3 | — | — |
| Cwmamman | — | 1 | — | 1 | — | — |
| Llandilo | — | — | — | — | — | — |
| Newcastle Emlyn | — | 2 | — | 2 | — | — |
| RURAL DISTRICTS | | | | | | |
| Carmarthen | — | 30 | 8 | 18 | — | — |
| Llandilo | — | 23 | 10 | 4 | — | — |
| Llanely | 100 | 37 | 8 | 25 | — | — |
| Newcastle Emlyn | — | 9 | 5 | 4 | — | — |
| Denbigh | | | | | | |
| BOROUGHS | | | | | | |
| Colwyn Bay | — | 49 | 9 | 39 | — | — |
| Denbigh | — | 33 | 13 | 20 | — | — |
| Ruthin | 50 | 3 | — | 3 | — | — |
| Wrexham | 200 | 103 | 13 | 85 | — | — |

| Housing Authorities and Housing Associations—Permanent Housing | | | | | | | | | | |
|--|--|---------------------------------------|-------------------------------|------------------|--------------------------------|-------------------------------|------------------|------------------------------------|-------------------|----------------------------|
| Sites | | Houses and Flats | | | | | | | | Est. Pop. in 000's (11) |
| Right of entry obtained development or house erection not yet begun (1) | Developed or under development house erection not yet begun (2) | New Dwellings except Aluminium Houses | | | Aluminium Houses | | | Rebuilding War Destroyed Dwellings | | |
| | | No. on tenders approved (3) | No. under construction (4) | Completed (5) | No. on tenders approved (6) | No. under construction (7) | Completed (8) | No. under construction (9) | Completed (10) | |
| 30 | — | 128 | 12 | 116 | — | — | — | — | — | 7 |
| — | — | 112 | 32 | 46 | — | — | — | — | — | 3 |
| — | — | 52 | — | 52 | — | — | — | — | — | 2 |
| 38 | 12 | 154 | 36 | 118 | — | — | — | — | — | 7 |
| — | 2 | 250 | 13 | 235 | 50 | — | 50 | — | — | 7 |
| 10 | — | 24 | 4 | 12 | — | — | — | — | — | 5 |
| 6 | 32 | 126 | 38 | 88 | — | — | — | — | — | 9 |
| 286 | 50 | 1,056 | 186 | 844 | — | — | — | — | 1 | 62 |
| 170 | 410 | 160 | 34 | 120 | — | — | — | — | — | 14 |
| — | — | 85 | — | 85 | — | — | — | — | — | 8 |
| 101 | — | 154 | — | 154 | — | — | — | — | — | 7 |
| 14 | 70 | 140 | 42 | 98 | — | — | — | — | — | 8 |
| 112 | 6 | 106 | 32 | 74 | — | — | — | — | — | 6 |
| — | 6 | 174 | 18 | 156 | — | — | — | — | — | 9 |
| 515 | 21 | 288 | 69 | 215 | — | — | — | — | — | 18 |
| 559 | 84 | 606 | 146 | 454 | — | — | — | — | — | 32 |
| 210 | — | 208 | 110 | 70 | — | — | — | — | — | 22 |
| 20 | — | 36 | 10 | 20 | — | — | — | — | — | 6 |
| — | 16 | 164 | 40 | 124 | — | — | — | — | — | 8 |
| 80 | 903 | 4,009 | 941 | 2,470 | 40 | — | 40 | — | 32 | 242 |
| 56 | 30 | 896 | 122 | 672 | — | — | — | — | — | 60 |
| 44 | 304 | 1,960 | 519 | 1,376 | 130 | — | 130 | — | 168 | 159 |
| 924 | — | 342 | 72 | 270 | — | — | — | — | — | 42 |
| — | — | 36 | 4 | 12 | — | — | — | — | — | 1 |
| — | 16 | 410 | 42 | 208 | 26 | — | 26 | — | — | 32 |
| 1,590 | 98 | 452 | 112 | 312 | 250 | — | 250 | — | 4 | 43 |
| 186 | — | 348 | 136 | 208 | 44 | — | 44 | — | — | 41 |
| 218 | 20 | 286 | 36 | 250 | — | — | — | — | — | 13 |
| 188 | 62 | 614 | 174 | 404 | 241 | — | 241 | — | — | 34 |
| — | 10 | 446 | 14 | 266 | 62 | — | 62 | — | — | 36 |
| 80 | 374 | 112 | 88 | 18 | 150 | — | 150 | — | — | 9 |
| 368 | — | 254 | 36 | 182 | — | — | — | — | — | 26 |
| 222 | 18 | 254 | 40 | 214 | — | — | — | — | — | 23 |
| 86 | 4 | 124 | 20 | 104 | 88 | — | 88 | — | — | 32 |
| 40 | 89 | 58 | — | 58 | 233 | — | 233 | — | — | 23 |
| — | 14 | 309 | 77 | 204 | — | — | — | — | — | 18 |
| — | 88 | 230 | 4 | 226 | 97 | — | 97 | — | — | 39 |
| 200 | 10 | 166 | 8 | 158 | — | — | — | — | — | 9 |
| 192 | — | 394 | 50 | 268 | — | — | — | — | — | 112 |

(a) See Note 9. Column (3) 44, Column (4) —, Column (5) —.

| Housing Authority Name (12) | Temporary Houses Completed (13) | Private Builders—Permanent Housing | | | | | |
|---------------------------------------|------------------------------------|--|----------------------------|-------------------|------------------------------------|-------------------|--|
| | | Total No. on Licences and Approvals issued (14) | New Dwellings | | Rebuilding War Destroyed Dwellings | | |
| | | | Under construction (15) | Completed (16) | Under construction (17) | Completed (18) | |
| Denbigh—cont. | | | | | | | |
| URBAN DISTRICTS | | | | | | | |
| Abergele | — | 57 | 2 | 53 | — | — | |
| Llangollen | — | 5 | — | 5 | — | — | |
| Llanrwst | — | 1 | 1 | — | — | — | |
| RURAL DISTRICTS | | | | | | | |
| Aled | — | 27 | 12 | 14 | — | — | |
| Ceiriog | — | 12 | 4 | 7 | — | — | |
| Hiraethog | — | 5 | 2 | 3 | — | — | |
| Ruthin | — | 20 | 8 | 12 | — | — | |
| Wrexham | 257 | 79 | 20 | 47 | — | 2 | |
| Flint | | | | | | | |
| BOROUGH | | | | | | | |
| Flint | 70 | 39 | 9 | 28 | — | 2 | |
| URBAN DISTRICTS | | | | | | | |
| Buckley | — | 36 | 14 | 22 | — | — | |
| Connahs Quay | 50 | 47 | 9 | 37 | — | — | |
| Holywell | — | 24 | 2 | 18 | — | — | |
| Mold | — | 23 | 1 | 22 | — | — | |
| Prestatyn | — | 84 | 3 | 81 | — | — | |
| Rhyl | 50 | 119 | 15 | 97 | — | 4 | |
| RURAL DISTRICTS | | | | | | | |
| Hawarden | — | 128 | 36 | 85 | — | — | |
| Holywell | — | 49 | 12 | 37 | — | — | |
| Overton | — | 6 | 3 | 3 | — | — | |
| St. Asaph | — | 63 | 6 | 57 | — | — | |
| Glamorgan | | | | | | | |
| COUNTY BOROUGHS | | | | | | | |
| Cardiff (a) | 460 | 1,048 | 240 | 489 | 57 | 261 | |
| Merthyr Tydfil | 300 | 16 | — | 14 | — | — | |
| Swansea | 991 | 348 | 83 | 109 | 6 | 145 | |
| BOROUGHS | | | | | | | |
| Barry | 100 | 90 | 20 | 65 | — | — | |
| Cowbridge | — | 2 | 2 | — | — | — | |
| Neath | 100 | 31 | 4 | 1 | — | 26 | |
| Port Talbot | 115 | 24 | 11 | 13 | — | — | |
| URBAN DISTRICTS | | | | | | | |
| Aberdare | 94 | 16 | 3 | 13 | — | — | |
| Bridgend | 124 | 99 | 29 | 65 | — | — | |
| Caerphilly | 89 | 17 | 10 | 6 | — | — | |
| Gellygaer | 100 | 14 | 4 | 10 | — | — | |
| Glyncorrwg | 25 | — | — | — | — | — | |
| Llwchwr | — | 4 | 1 | 3 | — | — | |
| Maesteg | 50 | 2 | 1 | 1 | — | — | |
| Mountain Ash | 100 | 5 | 3 | 2 | — | — | |
| Ogmore and Garw | 100 | 1 | 1 | — | — | — | |
| Penarth | 50 | 68 | 25 | 23 | 7 | 7 | |
| Pontypridd | 79 | 41 | 8 | 30 | — | — | |
| Porthcawl | — | 57 | 10 | 46 | — | — | |
| Rhondda | 250 | 22 | — | 1 | — | 19 | |

| Housing Authorities and Housing Associations—Permanent Housing | | | | | | | | | | |
|---|---|---------------------------------------|----------------------------|---------------|-----------------------------|----------------------------|---------------|------------------------------------|----------------|--------------------|
| Sites | | Houses and Flats | | | | | | | | Est. Pop. in 000's |
| Right of entry obtained development or house erection not yet begun (1) | Developed or under development house erection not yet begun (2) | New Dwellings except Aluminium Houses | | | Aluminium Houses | | | Rebuilding War Destroyed Dwellings | | |
| | | No. on tenders approved (3) | No. under construction (4) | Completed (5) | No. on tenders approved (6) | No. under construction (7) | Completed (8) | No. under construction (9) | Completed (10) | |
| 10 | 66 | 370 | 76 | 285 | — | — | — | — | — | 36 |
| 140 | 50 | 276 | 56 | 198 | — | — | — | — | — | 14 |
| 18 | 152 | 154 | 48 | 90 | — | — | — | — | — | 11 |
| 20 | 352 | 466 | 126 | 314 | 152 | — | 152 | — | — | 25 |
| — | 352 | 542 | 182 | 296 | 20 | — | 20 | — | — | 41 |
| 130 | 434 | 412 | 76 | 282 | 167 | — | 167 | — | — | 34 |
| 236 | 136 | 371 | 78 | 161 | — | — | — | — | — | 32 |
| — | — | 66 | 12 | 54 | — | — | — | — | — | 1 |
| — | 4 | 67 | 29 | 36 | — | — | — | — | — | 2 |
| 39 | — | 53 | 24 | 19 | — | — | — | — | — | 3 |
| — | — | 10 | — | 10 | — | — | — | — | — | 7 |
| — | 68 | 42 | 6 | 18 | — | — | — | — | — | 4 |
| 119 | 6 | 94 | 12 | 82 | — | — | — | — | — | 7 |
| 2 | — | 76 | 34 | 32 | — | — | — | — | — | 8 |
| 50 | 2 | 56 | 16 | 40 | — | — | — | — | — | 4 |
| 8 | — | — | — | — | — | — | — | — | — | 3 |
| 414 | 272 | 1,253 | 286 | 790 | — | — | — | — | — | 105 |
| — | 6 | 210 | 45 | 89 | — | — | — | — | — | 9 |
| — | 4 | 124 | — | 68 | — | — | — | — | — | 5 |
| 100 | 14 | 170 | 22 | 138 | 100 | — | 100 | — | — | 18 |
| — | 91 | 196 | 44 | 110 | — | — | — | — | — | 28 |
| — | 72 | 176 | 82 | 58 | 73 | — | 73 | — | — | 9 |
| — | 62 | 232 | 22 | 194 | — | — | — | — | — | 29 |
| — | — | 94 | 32 | 54 | — | — | — | — | — | 10 |
| — | — | 88 | 20 | 10 | — | — | — | — | — | 5 |
| — | 86 | 74 | 26 | 48 | — | — | — | — | — | 5 |
| 160 | 148 | 264 | 30 | 204 | — | — | — | — | — | 13 |
| 10 | 102 | 346 | 62 | 258 | — | — | — | — | — | 29 |
| 218 | 28 | 324 | 82 | 144 | 100 | — | 100 | — | — | 14 |
| — | — | 80 | 8 | 72 | 50 | — | 50 | — | — | 11 |
| — | 383 | 598 | 76 | 506 | 100 | — | 100 | — | — | 42 |
| — | — | 132 | 64 | 68 | — | — | — | — | — | 9 |
| 76 | — | 136 | 22 | 114 | — | — | — | — | — | 15 |
| 400 | 6 | 349 | 70 | 229 | — | — | — | — | — | 20 |
| 52 | 10 | 12 | 12 | — | — | — | — | — | — | 2 |
| 76 | 2 | 80 | 18 | 62 | — | — | — | — | — | 9 |
| 24 | 24 | 114 | 48 | 62 | — | — | — | — | — | 10 |
| — | 26 | 266 | 44 | 220 | — | — | — | — | 22 | 13 |
| — | 4 | 46 | 14 | 32 | — | — | — | — | — | 6 |
| 56 | 66 | 94 | 12 | 64 | — | — | — | — | — | 6 |

(2) See Note 9. Column (3) 6, Column (4) — Column (5) 6.

(continued)

| Housing Authority | Temporary Houses Completed | Private Builders—Permanent Housing | | | | |
|---------------------------------|----------------------------|--|--------------------|-----------|------------------------------------|-----------|
| | | Total No. on Licences and Approvals issued | New Dwellings | | Rebuilding War Destroyed Dwellings | |
| | | | Under construction | Completed | Under construction | Completed |
| Name | (13) | (14) | (15) | (16) | (17) | (18) |
| Glamorgan—cont. | | | | | | |
| RURAL DISTRICTS | | | | | | |
| Cardiff | — | 158 | 28 | 102 | — | 19 |
| Cowbridge | — | 24 | 11 | 11 | — | — |
| Gower | — | 52 | 6 | 44 | — | — |
| Llantrisant and Llantwit Fardre | 100 | 33 | 5 | 28 | — | — |
| Neath | 100 | 19 | 3 | 8 | — | 4 |
| Penybont | 104 | 77 | 26 | 45 | — | — |
| Pontardawe | 70 | 17 | 1 | 12 | — | 1 |
| Merioneth | | | | | | |
| URBAN DISTRICTS | | | | | | |
| Bala | — | — | — | — | — | — |
| Barmouth | — | 3 | 2 | 1 | — | — |
| Dolgelley | — | — | — | — | — | — |
| Ffestiniog | — | — | — | — | — | — |
| Towyn | — | 2 | 1 | — | — | — |
| RURAL DISTRICTS | | | | | | |
| Deudraeth | — | 9 | 4 | 5 | — | — |
| Dolgelley | — | 13 | 9 | 4 | — | — |
| Edeyrnion | — | 2 | 2 | — | — | — |
| Penllyn | — | 1 | — | 1 | — | — |
| Monmouth | | | | | | |
| COUNTY BOROUGH | | | | | | |
| Newport | 750 | 76 | 9 | 26 | 6 | 32 |
| BOROUGHES | | | | | | |
| Abergavenny | 50 | 19 | 8 | 11 | — | — |
| Monmouth | 50 | 17 | 12 | 5 | — | — |
| URBAN DISTRICTS | | | | | | |
| Abercarn | 50 | 7 | 1 | 6 | — | — |
| Abertillery | 100 | 7 | 3 | 3 | — | — |
| Bedwas and Machen | 50 | 15 | 4 | 6 | — | — |
| Bedwellty | 100 | 2 | 1 | 1 | — | — |
| Blaenavon | 50 | 11 | 4 | 5 | — | — |
| Caerleon | 50 | 10 | 1 | 9 | — | — |
| Chepstow (a) | — | 10 | 3 | 6 | — | — |
| Cwmbran | 100 | 60 | 8 | 50 | — | — |
| Ebbw Vale | — | 12 | 7 | 4 | — | — |
| Mynyddislwyn | 100 | 14 | 3 | 6 | — | — |
| †Nantyglo and Blaina | 50 | 1 | — | 1 | — | — |
| Pontypool | 200 | 10 | — | 8 | — | — |
| Rhymney | 50 | 1 | — | 1 | — | — |
| Risca | 46 | 2 | — | 2 | — | — |
| Tredegar | 88 | — | — | — | — | — |
| Usk | — | 15 | — | 15 | — | — |
| RURAL DISTRICTS | | | | | | |
| Abergavenny | — | 18 | 9 | 7 | — | — |
| Chepstow | — | 14 | 4 | 9 | — | — |
| Magor and St. Mellons | 50 | 56 | 14 | 39 | — | 2 |
| Monmouth | — | 11 | 1 | 7 | — | — |
| Pontypool | — | 22 | 7 | 13 | — | — |

| Housing Authorities and Housing Associations—Permanent Housing | | | | | | | | | | |
|---|---|---------------------------------------|----------------------------|---------------|-----------------------------|----------------------------|---------------|------------------------------------|----------------|--------------------|
| Sites | | Houses and Flats | | | | | | | | Est. Pop. in 000's |
| Right of entry obtained development or house erection not yet begun (1) | Developed or under development house erection not yet begun (2) | New Dwellings except Aluminium Houses | | | Aluminium Houses | | | Rebuilding War Destroyed Dwellings | | |
| | | No. on tenders approved (3) | No. under construction (4) | Completed (5) | No. on tenders approved (6) | No. under construction (7) | Completed (8) | No. under construction (9) | Completed (10) | |
| 54 | — | 12 | 8 | — | — | — | — | — | — | 1 |
| 12 | 34 | 40 | 28 | 12 | — | — | — | — | — | 2 |
| 28 | 2 | 18 | 5 | 13 | — | — | — | — | — | 1 |
| — | 15 | 150 | 27 | 123 | — | — | — | — | — | 6 |
| — | 18 | 44 | 22 | 10 | — | — | — | — | — | 2 |
| — | — | 84 | 10 | 74 | — | — | — | — | — | 5 |
| — | 30 | 52 | 34 | 18 | — | — | — | — | — | 5 |
| 132 | 28 | 76 | 30 | 34 | — | — | — | — | — | 10 |
| — | — | 20 | — | 16 | — | — | — | — | — | 3 |
| 70 | — | 34 | — | 34 | — | — | — | — | — | 9 |
| — | 20 | 114 | 66 | 48 | — | — | — | — | 3 | 7 |
| 60 | 24 | 200 | 46 | 154 | — | — | — | — | 15 | 11 |
| — | 22 | 70 | 24 | 46 | — | — | — | — | — | 4 |
| — | — | 116 | 34 | 64 | — | — | — | — | — | 5 |
| — | 32 | 393 | 80 | 285 | — | — | — | — | — | 10 |
| 32 | — | 20 | 4 | 14 | — | — | — | — | — | 1 |
| — | — | 50 | 7 | 43 | — | — | — | — | — | 2 |
| 10 | 4 | 40 | 14 | 22 | — | — | — | — | — | 9 |
| 166 | 44 | 338 | 36 | 266 | — | — | — | — | — | 21 |
| — | — | 108 | 29 | 67 | — | — | — | — | — | 10 |
| — | 30 | 124 | 66 | 50 | — | — | — | — | — | 5 |
| 38 | — | 28 | 20 | 8 | — | — | — | — | — | 2 |
| — | — | 30 | — | 30 | — | — | — | — | — | 3 |
| 30 | — | 30 | 4 | 16 | — | — | — | — | — | 1 |
| — | — | 2 | — | 2 | — | — | — | — | — | 2 |
| — | — | 28 | 16 | 12 | — | — | — | — | — | 3 |
| — | — | 6 | — | 6 | — | — | — | — | — | 2 |
| — | — | 8 | — | 8 | — | — | — | — | — | 2 |
| — | — | 34 | 14 | 20 | — | — | — | — | — | 5 |
| — | 52 | 426 | 72 | 266 | 42 | — | 42 | — | — | 32 |
| 252 | 36 | 92 | 20 | 64 | — | — | — | — | — | 6 |
| 54 | — | 26 | — | 26 | — | — | — | — | — | 2 |
| — | 21 | 16 | — | 16 | — | — | — | — | — | 2 |
| — | 42 | 39 | — | 27 | — | — | — | — | — | 4 |
| — | — | 80 | 22 | 42 | — | — | — | — | — | 5 |

| Housing Authority | Temporary Houses Completed | Private Builders—Permanent Housing | | | | |
|----------------------------|----------------------------|--|--------------------|-----------|------------------------------------|-----------|
| | | Total No. on Licences and Approvals issued | New Dwellings | | Rebuilding War Destroyed Dwellings | |
| | | | Under construction | Completed | Under construction | Completed |
| Name | (13) | (14) | (15) | (16) | (17) | (18) |
| Montgomery | | | | | | |
| BOROUGHS | | | | | | |
| Llanfyllin | — | 1 | — | 1 | — | — |
| Llanidloes | 20 | 4 | 2 | 2 | — | — |
| Montgomery | — | — | — | — | — | — |
| Welshpool | 50 | 25 | 12 | 10 | — | — |
| URBAN DISTRICTS | | | | | | |
| Machynlleth | — | 1 | — | 1 | — | — |
| Newtown and Llanllwchaiarn | — | 9 | 3 | 3 | — | — |
| RURAL DISTRICTS | | | | | | |
| Fordeu | — | 11 | 1 | 8 | — | — |
| Llanfyllin | — | 15 | 3 | 11 | — | — |
| Machynlleth | — | 3 | — | 2 | — | — |
| Newtown and Llanidloes | — | 8 | 2 | 4 | — | — |
| Pembroke | | | | | | |
| BOROUGHS | | | | | | |
| Haverfordwest | 50 | 24 | 4 | 19 | — | — |
| Pembroke | 100 | 13 | — | 2 | 6 | 5 |
| Tenby | 50 | 13 | 3 | 7 | 2 | — |
| URBAN DISTRICTS | | | | | | |
| Fishguard and Goodwick | — | 10 | 6 | 3 | — | — |
| Milford Haven | 102 | 24 | 8 | 14 | — | — |
| Narberth | — | 9 | — | 9 | — | — |
| Neyland | — | 7 | — | 7 | — | — |
| RURAL DISTRICTS | | | | | | |
| Cemaes | — | 21 | 6 | 13 | — | — |
| Haverfordwest | — | 79 | 13 | 65 | — | — |
| Narberth | — | 23 | 8 | 15 | — | — |
| Pembroke | — | 14 | 4 | 10 | — | — |
| Radnor | | | | | | |
| URBAN DISTRICTS | | | | | | |
| Knighton | — | 7 | 4 | 3 | — | — |
| †Llandrindod Wells | — | 1 | — | 1 | — | — |
| Presteigne | — | 1 | 1 | — | — | — |
| RURAL DISTRICTS | | | | | | |
| Colwyn | — | — | — | — | — | — |
| Knighton | — | 1 | — | 1 | — | — |
| New Radnor | — | 1 | — | 1 | — | — |
| Painscastle | — | 5 | — | 4 | — | — |
| Rhayader | — | 22 | 7 | 15 | — | — |
| MIDLANDS | | | | | | |
| Hereford | | | | | | |
| BOROUGHS | | | | | | |
| Hereford | 100 | 69 | 3 | 66 | — | — |
| Leominster | 20 | 19 | 3 | 16 | — | — |
| URBAN DISTRICTS | | | | | | |
| Bromyard | — | 4 | 1 | 3 | — | — |
| Kington | — | 10 | 1 | 8 | — | — |
| Ledbury | — | 11 | — | 8 | — | — |
| Ross-on-Wye | — | 23 | 5 | 14 | — | — |

APPENDIX B

| Housing Authorities and Housing Associations—Permanent Housing | | | | | | | | | | |
|---|---|---------------------------------------|----------------------------|---------------|-----------------------------|----------------------------|---------------|------------------------------------|----------------|--------------------|
| Sites | | Houses and Flats | | | | | | | | Est. Pop. in 000's |
| Right of entry obtained development or house erection not yet begun (1) | Developed or under development house erection not yet begun (2) | New Dwellings except Aluminium Houses | | | Aluminium Houses | | | Rebuilding War Destroyed Dwellings | | |
| | | No. on tenders approved (3) | No. under construction (4) | Completed (5) | No. on tenders approved (6) | No. under construction (7) | Completed (8) | No. under construction (9) | Completed (10) | |
| 8 | 2 | 54 | 26 | 10 | — | — | — | — | — | 7 |
| — | — | 38 | 6 | 26 | — | — | — | — | — | 8 |
| — | 32 | 60 | 30 | 16 | — | — | — | — | — | 15 |
| — | 12 | 38 | — | — | — | — | — | — | — | 5 |
| — | — | 32 | 20 | 12 | — | — | — | — | — | 9 |
| — | — | 100 | 31 | 59 | — | — | — | — | — | 11 |
| — | 4 | 108 | 12 | 84 | — | — | — | — | — | 12 |
| 18 | 34 | 26 | — | 18 | — | — | — | — | — | 6 |
| — | — | 20 | 6 | 14 | — | — | — | — | — | 1 |
| 182 | 65 | 142 | 52 | 84 | — | — | — | — | — | 6 |
| — | 56 | 112 | 12 | 100 | — | — | — | — | — | 6 |
| 160 | — | 102 | — | 102 | — | — | — | — | — | 11 |
| 486 | 188 | 375 | 79 | 296 | — | — | — | — | — | 45 |
| — | 52 | 170 | 32 | 128 | — | — | — | — | — | 15 |
| — | — | 40 | 7 | 21 | — | — | — | — | — | 2 |
| — | — | 108 | 32 | 58 | — | — | — | — | — | 8 |
| 71 | 20 | 75 | 24 | 51 | — | — | — | — | — | 2 |
| — | — | 122 | 32 | 90 | — | — | — | — | — | 5 |
| — | — | 78 | 10 | 68 | — | — | — | — | — | 4 |
| — | — | 170 | 66 | 86 | 34 | — | 34 | — | — | 11 |
| — | 74 | 292 | 104 | 188 | — | — | — | — | — | 12 |
| — | 36 | 66 | 16 | 50 | — | — | — | — | — | 2 |
| 162 | — | 80 | 28 | 52 | — | — | — | — | — | 7 |
| 118 | 186 | 186 | 20 | 160 | — | — | — | — | — | 20 |
| 14 | — | 110 | 22 | 80 | — | — | — | — | — | 13 |
| 14 | 16 | 68 | 16 | 48 | — | — | — | — | — | 10 |
| 8 | 71 | 116 | 34 | 76 | — | — | — | — | — | 9 |
| 10 | 12 | 46 | 22 | 18 | — | — | — | — | — | 7 |
| 60 | 96 | 68 | 19 | 39 | — | — | — | — | — | 14 |
| — | 4 | 118 | 6 | 100 | 42 | — | 42 | — | — | 18 |
| 130 | 66 | 182 | 44 | 128 | — | — | — | — | — | 10 |
| 46 | 196 | 236 | 66 | 150 | — | — | — | — | — | 22 |
| — | 14 | 90 | 16 | 64 | — | — | — | — | — | 11 |
| — | 566 | 723 | 245 | 438 | — | — | — | — | — | 49 |
| — | 68 | 356 | 86 | 262 | — | — | — | — | 5 | 77 |
| 753 | 519 | 2,527 | 370 | 2,093 | 171 | — | 171 | — | — | 274 |
| — | 833 | 1,942 | 316 | 1,331 | 50 | — | 50 | — | — | 113 |
| 300 | 2,094 | 1,810 | 352 | 1,369 | — | — | — | — | 17 | 86 |
| 224 | 1,506 | 2,919 | 703 | 1,927 | — | — | — | — | 5 | 160 |
| 780 | 454 | 764 | 280 | 480 | — | — | — | — | — | 33 |
| 100 | 42 | 303 | 67 | 236 | — | — | — | — | — | 10 |
| 1,469 | 1,623 | 1,149 | 239 | 906 | — | — | — | — | — | 70 |

(a) See Note 9. Column (3) 10, Column (4) —, Column (5) —.

(continued)

| Housing Authority | Temporary Houses Completed | Private Builders—Permanent Housing | | | | |
|---------------------------|----------------------------|--|--------------------|-----------|------------------------------------|-----------|
| | | Total No. on Licences and Approvals issued | New Dwellings | | Rebuilding War Destroyed Dwellings | |
| | | | Under construction | Completed | Under construction | Completed |
| Name | | (14) | (15) | (16) | (17) | (18) |
| Hereford—cont. | | | | | | |
| RURAL DISTRICTS | | | | | | |
| Bromyard | — | 20 | 5 | 14 | — | — |
| Dore and Bredwardine | — | 13 | — | 9 | — | — |
| Hereford | — | 53 | 7 | 46 | — | — |
| Kington | — | 4 | — | 4 | — | — |
| Ledbury | — | 37 | 6 | 28 | — | — |
| Leominster and Wigmore | — | 25 | 2 | 22 | — | — |
| Ross and Whitchurch | — | 63 | 16 | 34 | — | — |
| Weobley | — | 12 | 3 | 9 | — | — |
| Salop (Shropshire) | | | | | | |
| BOROUGHES | | | | | | |
| Bishop's Castle | — | 1 | — | — | — | — |
| Bridgnorth | 10 | 24 | 8 | 14 | — | — |
| Ludlow | — | 15 | 4 | 8 | — | — |
| Oswestry | 50 | 19 | 9 | 10 | — | — |
| Shrewsbury | 167 | 159 | 20 | 125 | — | — |
| Wenlock | 40 | 9 | 1 | 8 | — | — |
| URBAN DISTRICTS | | | | | | |
| Church Stretton | 14 | 46 | 6 | 40 | — | — |
| Dawley | — | 30 | 6 | 24 | — | — |
| Ellesmere | — | 13 | 2 | 9 | — | — |
| Market Drayton | 10 | 12 | 2 | 6 | — | — |
| Newport | — | 14 | 2 | 12 | — | — |
| Oakengates | 48 | 32 | 15 | 12 | — | — |
| Wellington | 50 | 44 | 14 | 20 | — | — |
| Wem | — | 15 | 4 | 3 | — | — |
| Whitchurch | 20 | 16 | — | 16 | — | — |
| RURAL DISTRICTS | | | | | | |
| Atcham | — | 64 | 16 | 46 | — | — |
| Bridgnorth | — | 32 | 8 | 23 | — | — |
| Chun | 20 | 11 | 2 | 5 | — | — |
| Drayton | — | 28 | 5 | 20 | — | — |
| Ellesmere | — | 16 | 12 | 4 | — | — |
| Ludlow (a) | — | 78 | 31 | 35 | — | — |
| Oswestry | 28 | 64 | 10 | 49 | — | — |
| Shifnal | — | 79 | 15 | 60 | — | — |
| Wellington | — | 42 | 13 | 27 | — | — |
| Wem | — | 24 | 4 | 18 | — | — |
| Stafford | | | | | | |
| COUNTY BOROUGHES | | | | | | |
| Burton-upon-Trent | 100 | 36 | 13 | 20 | — | 1 |
| Smethwick | 251 | 31 | — | 2 | — | 19 |
| Stoke-on-Trent | 662 | 691 | 45 | 608 | — | 1 |
| Walsall | 446 | 259 | 68 | 172 | — | — |
| West Bromwich | 292 | 225 | 11 | 153 | 2 | 16 |
| Wolverhampton | 425 | 670 | 58 | 595 | — | 1 |
| BOROUGHES | | | | | | |
| Bilston | 100 | 78 | 28 | 26 | — | 3 |
| Lichfield | 50 | 82 | 23 | 53 | — | — |
| Newcastle-under-Lyme | 235 | 224 | 16 | 192 | — | 12 |

| Housing Authorities and Housing Associations—Permanent Housing | | | | | | | | | | |
|---|---|---------------------------------------|----------------------------|---------------|-----------------------------|----------------------------|---------------|------------------------------------|----------------|--------------------|
| Sites | | Houses and Flats | | | | | | | | Est. Pop. in 000's |
| Right of entry obtained development or house erection not yet begun (1) | Developed or under development house erection not yet begun (2) | New Dwellings except Aluminium Houses | | | Aluminium Houses | | | Rebuilding War Destroyed Dwellings | | |
| | | No. on tenders approved (3) | No. under construction (4) | Completed (5) | No. on tenders approved (6) | No. under construction (7) | Completed (8) | No. under construction (9) | Completed (10) | |
| — | 728 | 659 | 135 | 454 | — | — | — | — | 8 | 49 |
| — | 264 | 1,217 | 344 | 847 | — | — | — | — | — | 38 |
| — | 88 | 270 | 74 | 148 | — | — | — | — | — | 13 |
| 500 | 290 | 852 | 146 | 635 | — | — | — | — | 5 | 39 |
| 450 | 248 | 650 | 70 | 580 | — | — | — | — | — | 35 |
| — | 173 | 323 | 66 | 230 | 60 | — | 60 | — | — | 28 |
| — | — | 80 | — | 80 | — | — | — | — | — | 3 |
| — | 58 | 256 | 76 | 162 | — | — | — | — | — | 11 |
| — | 33 | 841 | 168 | 563 | 40 | — | 40 | — | 9 | 48 |
| 626 | — | 205 | 23 | 142 | 93 | — | 93 | — | — | 21 |
| 128 | 356 | 544 | 151 | 393 | 292 | — | 292 | — | — | 41 |
| 202 | 348 | 604 | 146 | 148 | — | — | — | — | — | 33 |
| 1,270 | 222 | 521 | 24 | 453 | — | — | — | — | 9 | 22 |
| 90 | 54 | 672 | 174 | 484 | — | — | — | — | — | 16 |
| — | 61 | 203 | 55 | 140 | — | — | — | — | — | 19 |
| 196 | — | 169 | 4 | 165 | — | — | — | — | — | 8 |
| — | 277 | 534 | 124 | 368 | — | — | — | — | — | 22 |
| — | — | 158 | 26 | 130 | — | — | — | — | — | 8 |
| 110 | 64 | 209 | 84 | 125 | — | — | — | — | — | 8 |
| 122 | 10 | 134 | 24 | 110 | — | — | — | — | — | 7 |
| — | 73 | 263 | 42 | 207 | — | — | — | — | — | 17 |
| 600 | 408 | 356 | 80 | 276 | — | — | — | — | — | 31 |
| 5 | 192 | 192 | 35 | 149 | 27 | — | 27 | — | — | 24 |
| — | 260 | 410 | 108 | 296 | — | — | — | — | — | 32 |
| — | 42 | 42 | 16 | 26 | — | — | — | — | — | 17 |
| 303 | 130 | 466 | 80 | 384 | 45 | — | 45 | — | — | 35 |
| 168 | 206 | 242 | 56 | 178 | 26 | — | 26 | — | — | 17 |
| — | 32 | 152 | 20 | 114 | — | — | — | — | — | 22 |
| — | 28 | 128 | 23 | 85 | — | — | — | — | — | 15 |
| 18 | — | 336 | 96 | 236 | — | — | — | — | — | 18 |
| 12 | 54 | 208 | 52 | 154 | — | — | — | — | — | 14 |
| 10 | — | 126 | 6 | 116 | — | — | — | — | — | 11 |
| 4,498 | 2,508 | 6,727 | 1,135 | 3,672 | — | — | — | 6 | 363 | 1,104 |
| — | 433 | 2,575 | 713 | 1,621 | — | — | — | 17 | 156 | 252 |
| — | 64 | 364 | 83 | 257 | — | — | — | — | — | 36 |
| 350 | 146 | 818 | 186 | 620 | 56 | — | 56 | — | 12 | 53 |
| — | 350 | 1,118 | 136 | 980 | — | — | — | — | — | 45 |
| — | 102 | 277 | 78 | 189 | — | — | — | — | — | 14 |
| — | 1,290 | 820 | 235 | 460 | — | — | — | — | — | 46 |
| — | 236 | 237 | 26 | 85 | — | — | — | — | — | 15 |
| — | 229 | 438 | 128 | 290 | 71 | — | 71 | — | — | 24 |
| — | 300 | 200 | 56 | 116 | — | — | — | — | — | 10 |
| — | 91 | 1,020 | 92 | 668 | 33 | — | 33 | — | 4 | 67 |

(a) See Note 9. Column (3) 176, Column (4) 56, Column (5) 120.
 (b) See Note 9. " 197, " 29, " 134.
 (c) See Note 9. " 240, " 36, " 204.

| Housing Authority | Temporary Houses Completed | Private Builders—Permanent Housing | | | | |
|-------------------------|----------------------------|--|--------------------|-----------|------------------------------------|-----------|
| | | Total No. on Licences and Approvals issued | New Dwellings | | Rebuilding War Destroyed Dwellings | |
| | | | Under construction | Completed | Under construction | Completed |
| Name | (13) | (14) | (15) | (16) | (17) | (18) |
| Stafford—cont. | | | | | | |
| BOROUGHS—cont. | | | | | | |
| Rowley Regis | 147 | 126 | 18 | 95 | — | 10 |
| Stafford (a) | 225 | 65 | 14 | 49 | — | — |
| Tamworth | — | 28 | 6 | 20 | — | — |
| Tipton | 26 | 80 | 16 | 61 | — | 2 |
| Wednesbury | — | 179 | 23 | 150 | — | 2 |
| URBAN DISTRICTS | | | | | | |
| Aldridge | 68 | 182 | 16 | 166 | — | — |
| Amblecote | — | 8 | — | 8 | — | — |
| Biddulph | — | 37 | 7 | 29 | — | — |
| Brierley Hill | 124 | 185 | 48 | 113 | — | — |
| Brownhills | 50 | 47 | 13 | 34 | — | — |
| Cannock | 153 | 71 | 14 | 56 | — | — |
| Coseley | 100 | 153 | 15 | 130 | — | 8 |
| Darlaston | 55 | 49 | — | 46 | — | 1 |
| Kidsgrove | — | 123 | 14 | 74 | — | — |
| Leek | — | 46 | 9 | 34 | — | — |
| Rugeley | — | 34 | 7 | 27 | — | — |
| Sedgley | 78 | 132 | 32 | 91 | — | — |
| Stone | — | 18 | 4 | 14 | — | — |
| Tettenhall | 36 | 49 | 15 | 33 | — | 1 |
| Uttoxeter | 20 | 18 | 5 | 11 | — | — |
| Wednesfield | 30 | 169 | 17 | 143 | — | — |
| Willenhall | 150 | 74 | 15 | 54 | — | — |
| RURAL DISTRICTS | | | | | | |
| Cannock | 30 | 105 | 19 | 85 | — | — |
| Cheadle | — | 87 | 17 | 65 | — | — |
| Leek | — | 85 | 8 | 77 | — | — |
| Lichfield | 146 | 149 | 46 | 90 | — | — |
| Newcastle-under-Lyme | — | 42 | 6 | 35 | — | — |
| Seisdon | — | 205 | 16 | 172 | — | — |
| Stafford | — | 50 | 7 | 41 | — | — |
| Stone | — | 50 | 13 | 35 | — | — |
| Tutbury | — | 60 | 11 | 48 | — | — |
| Uttoxeter | — | 13 | 3 | 9 | — | 1 |
| Warwick | | | | | | |
| COUNTY BOROUGHES | | | | | | |
| Birmingham (b) | 4,625 | 3,506 | 559 | 1,816 | 37 | 989 |
| Coventry | 1,099 | 2,667 | 318 | 1,082 | 66 | 1,165 |
| BOROUGHS | | | | | | |
| Leamington Spa (Royal) | 113 | 69 | 3 | 44 | — | 13 |
| Nuneaton | 250 | 259 | 40 | 102 | 8 | 95 |
| Rugby (c) | 114 | 98 | 41 | 29 | — | 7 |
| Stratford-on-Avon | — | 47 | 9 | 36 | — | — |
| Sutton Coldfield | 100 | 409 | 60 | 306 | — | 12 |
| Warwick | 50 | 22 | 2 | 18 | — | — |
| URBAN DISTRICTS | | | | | | |
| Bedworth | 150 | 181 | 17 | 123 | 16 | 2 |
| Kenilworth | 50 | 64 | 16 | 48 | — | — |
| Solihull | 250 | 596 | 66 | 470 | — | 44 |

| Housing Authorities and Housing Associations—Permanent Housing | | | | | | | | | | |
|---|---|---------------------------------------|----------------------------|---------------|-----------------------------|----------------------------|---------------|------------------------------------|----------------|--------------------|
| Sites | | Houses and Flats | | | | | | | | Est. Pop. in 000's |
| Right of entry obtained development or house erection not yet begun (1) | Developed or under development house erection not yet begun (2) | New Dwellings except Aluminium Houses | | | Aluminium Houses | | | Rebuilding War Destroyed Dwellings | | |
| | | No. on tenders approved (3) | No. under construction (4) | Completed (5) | No. on tenders approved (6) | No. under construction (7) | Completed (8) | No. under construction (9) | Completed (10) | |
| 96 | 8 | 148 | 52 | 74 | — | — | — | — | — | 13 |
| 170 | 16 | 413 | 61 | 291 | 100 | — | 100 | — | — | 23 |
| — | 132 | 476 | 38 | 422 | 48 | — | 48 | — | — | 36 |
| 332 | 68 | 162 | 48 | 114 | — | — | — | — | — | 18 |
| — | 2 | 92 | 22 | 64 | — | — | — | — | — | 8 |
| — | 128 | 128 | — | 76 | — | — | — | — | — | 12 |
| — | 64 | 192 | 57 | 129 | — | — | — | — | — | 19 |
| 91 | 175 | 269 | 22 | 215 | 70 | — | 70 | — | — | 16 |
| 208 | 190 | 120 | 38 | 78 | — | — | — | — | — | 20 |
| 562 | 622 | 1,136 | 32 | 718 | — | — | — | — | — | 63 |
| — | 412 | 794 | 213 | 519 | — | — | — | — | — | 61 |
| — | 14 | 66 | 16 | 50 | — | — | — | — | — | 5 |
| — | 11 | 206 | 35 | 127 | — | — | — | — | — | 6 |
| 120 | 54 | 238 | 86 | 130 | — | — | — | — | — | 12 |
| — | 364 | 650 | 122 | 468 | — | — | — | — | — | 40 |
| — | 313 | 480 | 130 | 344 | — | — | — | — | — | 37 |
| — | 126 | 344 | 72 | 244 | — | — | — | — | 4 | 53 |
| 240 | 142 | 864 | 282 | 557 | — | — | — | — | — | 37 |
| 1,148 | 24 | 460 | 104 | 316 | — | — | — | — | — | 28 |
| 10 | 280 | 474 | 100 | 326 | — | — | — | — | — | 22 |
| — | 189 | 838 | 216 | 622 | — | — | — | — | — | 28 |
| — | 268 | 254 | 32 | 222 | — | — | — | — | — | 10 |
| 222 | 10 | 198 | 39 | 153 | — | — | — | — | — | 27 |
| 52 | 76 | 134 | 6 | 110 | — | — | — | — | — | 14 |
| 34 | 144 | 260 | 71 | 173 | — | — | — | — | — | 16 |
| 210 | 134 | 214 | 34 | 166 | — | — | — | — | — | 11 |
| 8 | 110 | 158 | 26 | 108 | — | — | — | — | — | 12 |
| 22 | 86 | 184 | 52 | 120 | — | — | — | — | — | 15 |
| — | 8 | 30 | 14 | 16 | — | — | — | — | — | 6 |
| 34 | 136 | 162 | 64 | 98 | — | — | — | — | — | 13 |
| — | 2,202 | 931 | 318 | 553 | — | — | — | — | 116 | 141 |
| — | 406 | 440 | 102 | 298 | — | — | — | — | — | 47 |
| 128 | — | 1,222 | 232 | 990 | — | — | — | — | 6 | 141 |
| 703 | 649 | 1,277 | 268 | 963 | — | — | — | — | 56 | 100 |
| 650 | — | 342 | 104 | 184 | — | — | — | — | — | 40 |
| — | 282 | 479 | 135 | 344 | — | — | — | — | 1 | 47 |
| — | 53 | 249 | 60 | 168 | — | — | — | — | — | 15 |
| 400 | 383 | 713 | 224 | 439 | — | — | — | — | — | 54 |
| — | 133 | 290 | 54 | 236 | — | — | — | — | — | 18 |

(a) See Note 9. Column (3) 100, Column (4) 4, Column (5) 50.
 (b) See Note 9. " 100, " 28, " 68.

(continued)

| Housing Authority | Temporary Houses Completed | Private Builders—Permanent Housing | | | | | |
|-------------------------|----------------------------|--|--------------------|-----------|------------------------------------|-----------|--|
| | | Total No. on Licences and Approvals issued | New Dwellings | | Rebuilding War Destroyed Dwellings | | |
| | | | Under construction | Completed | Under construction | Completed | |
| Name | (13) | (14) | (15) | (16) | (17) | (18) | |
| Warwick—cont. | | | | | | | |
| RURAL DISTRICTS | | | | | | | |
| Alcester | 79 | 66 | 12 | 46 | — | — | |
| Atherstone | 20 | 91 | 22 | 60 | — | 7 | |
| Meriden | 80 | 214 | 30 | 182 | — | 1 | |
| Rugby | 50 | 68 | 12 | 47 | — | 4 | |
| Shipston-on-Stour | — | 28 | 8 | 20 | — | — | |
| Southam | — | 25 | 7 | 18 | — | — | |
| Stratford-on-Avon | 25 | 92 | 12 | 75 | — | — | |
| Tamworth | 40 | 54 | 9 | 34 | — | 9 | |
| Warwick | 40 | 91 | 10 | 71 | — | — | |
| Worcester | | | | | | | |
| COUNTY BOROUGHS | | | | | | | |
| Dudley | 194 | 147 | 13 | 134 | — | — | |
| Worcester | 56 | 161 | 32 | 100 | — | 2 | |
| BOROUGHES | | | | | | | |
| Bewdley | — | 25 | 4 | 20 | — | — | |
| Droitwich | — | 34 | 10 | 22 | — | — | |
| Evesham | 29 | 53 | 11 | 40 | — | — | |
| Halesowen (a) | 86 | 227 | 36 | 183 | — | 2 | |
| Kidderminster | 100 | 45 | 28 | 13 | — | 1 | |
| Oldbury | 50 | 139 | 22 | 105 | — | 3 | |
| Stourbridge | — | 168 | 49 | 113 | — | — | |
| URBAN DISTRICTS | | | | | | | |
| Bromsgrove (b) | 50 | 92 | 26 | 65 | — | 1 | |
| Malvern | 84 | 109 | 20 | 88 | — | — | |
| Redditch | 100 | 262 | 31 | 206 | — | — | |
| Stourport-on-Severn | 20 | 35 | 9 | 20 | — | — | |
| RURAL DISTRICTS | | | | | | | |
| Bromsgrove | — | 234 | 32 | 187 | — | 5 | |
| Droitwich | — | 70 | 9 | 60 | — | — | |
| Evesham | — | 121 | 18 | 83 | — | — | |
| Kidderminster | — | 58 | 16 | 42 | — | — | |
| Martley | — | 68 | 12 | 48 | — | — | |
| Pershore | 30 | 85 | 6 | 61 | — | — | |
| Tenbury | — | 11 | — | 5 | — | — | |
| Upton-on-Severn | 12 | 65 | 13 | 46 | — | — | |
| NORTH WESTERN | | | | | | | |
| Chester | | | | | | | |
| COUNTY BOROUGHES | | | | | | | |
| Birkenhead | 506 | 599 | 92 | 276 | 25 | 187 | |
| Chester | 160 | 130 | 14 | 113 | — | 2 | |
| Stockport | 99 | 374 | 90 | 245 | — | 17 | |
| Wallasey | 202 | 599 | 23 | 114 | 36 | 413 | |
| BOROUGHES | | | | | | | |
| Altrincham | 55 | 113 | 16 | 87 | — | 5 | |
| Bebington | 109 | 244 | 36 | 117 | 1 | 85 | |
| Congleton | 50 | 41 | 19 | 22 | — | — | |
| Crewe | 100 | 83 | 6 | 50 | — | 22 | |
| Dukinfield | — | 45 | 5 | 38 | — | — | |

(91265)

c

| Housing Authorities and Housing Associations—Permanent Housing | | | | | | | | | | |
|---|---|---------------------------------------|----------------------------|---------------|-----------------------------|----------------------------|---------------|------------------------------------|----------------|--------------------|
| Sites | | Houses and Flats | | | | | | | | Est. Pop. in 000's |
| Right of entry obtained development or house erection not yet begun (1) | Developed or under development house erection not yet begun (2) | New Dwellings except Aluminium Houses | | | Aluminium Houses | | | Rebuilding War Destroyed Dwellings | | |
| | | No. on tenders approved (3) | No. under construction (4) | Completed (5) | No. on tenders approved (6) | No. under construction (7) | Completed (8) | No. under construction (9) | Completed (10) | |
| — | 126 | 364 | 246 | 108 | — | — | — | — | — | 31 |
| — | 191 | 317 | 93 | 200 | — | — | — | — | — | 36 |
| 60 | 224 | 401 | 60 | 341 | — | — | — | — | — | 43 |
| — | 194 | 275 | 63 | 208 | — | — | — | — | — | 22 |
| — | — | 199 | 3 | 196 | — | — | — | — | — | 4 |
| 28 | 2 | 192 | 28 | 160 | — | — | — | — | — | 6 |
| — | 24 | 124 | 30 | 94 | — | — | — | — | — | 5 |
| — | 33 | 40 | 6 | 34 | — | — | — | — | — | 4 |
| — | 126 | 280 | 40 | 238 | — | — | — | — | — | 18 |
| — | 2 | 490 | 11 | 427 | — | — | — | — | — | 32 |
| 414 | 383 | 585 | 115 | 390 | 60 | — | 60 | — | 7 | 31 |
| — | 28 | 58 | 34 | 24 | — | — | — | — | — | 12 |
| — | 2 | 184 | 20 | 164 | — | — | — | — | — | 20 |
| 56 | 20 | 122 | 34 | 88 | — | — | — | — | — | 9 |
| — | 83 | 409 | 67 | 306 | — | — | — | — | — | 27 |
| — | — | 166 | 26 | 130 | — | — | — | — | — | 6 |
| — | — | 62 | 16 | 46 | — | — | — | — | — | 5 |
| — | — | 102 | 8 | 94 | — | — | — | — | — | 6 |
| 46 | 260 | 202 | 8 | 194 | — | — | — | — | — | 13 |
| — | 2 | 150 | 30 | 72 | — | — | — | — | — | 7 |
| 967 | 116 | 200 | 34 | 166 | — | — | — | — | — | 9 |
| — | 48 | 158 | 82 | 74 | — | — | — | — | — | 10 |
| — | 150 | 366 | 146 | 216 | — | — | — | — | — | 19 |
| — | — | 248 | 78 | 138 | — | — | — | — | — | 24 |
| — | 4 | 166 | 50 | 116 | — | — | — | — | — | 9 |
| 22 | — | 300 | 12 | 272 | — | — | — | — | — | 17 |
| — | 26 | 387 | 106 | 281 | — | — | — | — | — | 12 |
| 95 | 3 | 305 | 33 | 218 | — | — | — | — | — | 17 |
| 5 | 100 | 160 | 30 | 90 | — | — | — | — | — | 10 |
| 61 | 205 | 274 | 76 | 174 | — | — | — | — | — | 20 |
| 54 | 228 | 261 | 56 | 203 | — | — | — | — | — | 13 |
| — | — | 38 | — | 38 | — | — | — | — | — | 3 |
| 22 | 274 | 342 | 69 | 271 | — | — | — | — | — | 19 |
| 30 | 72 | 264 | 84 | 164 | — | — | — | — | — | 25 |
| 30 | 346 | 1,200 | 347 | 779 | — | — | — | — | — | 32 |
| 16 | 108 | 346 | 58 | 234 | — | — | — | — | — | 34 |
| 8 | 125 | 212 | 63 | 125 | — | — | — | — | — | 14 |
| 80 | 60 | 64 | 20 | 44 | — | — | — | — | — | 1 |
| — | 262 | 300 | 62 | 234 | — | — | — | — | — | 19 |
| — | 76 | 112 | 54 | 58 | — | — | — | — | — | 18 |
| — | 106 | 164 | 51 | 105 | — | — | — | — | — | 8 |
| — | 10 | 136 | 34 | 102 | — | — | — | — | — | 5 |

| Housing Authority | Temporary Houses Completed | Private Builders—Permanent Housing | | | | |
|-----------------------------------|----------------------------|--|--------------------|-----------|------------------------------------|-----------|
| | | Total No. on Licences and Approvals issued | New Dwellings | | Rebuilding War Destroyed Dwellings | |
| | | | Under construction | Completed | Under construction | Completed |
| Name | (13) | (14) | (15) | (16) | (17) | (18) |
| Chester—cont. | | | | | | |
| BOROUGHS—cont. | | | | | | |
| Hyde | 100 | 54 | 12 | 32 | — | 1 |
| Macclesfield | 100 | 78 | 19 | 58 | — | — |
| Sale | 100 | 169 | 19 | 138 | — | 7 |
| Stalybridge | 70 | 5 | — | 5 | — | — |
| URBAN DISTRICTS | | | | | | |
| Alderley Edge | — | 20 | 6 | 13 | — | — |
| Alsager | 10 | 32 | 6 | 21 | — | — |
| Bollington | — | 14 | 1 | 12 | — | — |
| Bowdon | — | 21 | 6 | 14 | — | — |
| Bredbury and Romiley | — | 58 | 12 | 46 | — | — |
| Cheadle and Gatley | 44 | 186 | 7 | 156 | — | 23 |
| Ellesmere Port | 150 | 104 | 9 | 74 | — | 1 |
| Hale | — | 52 | 6 | 46 | — | — |
| Hazel Grove and Bramhall | — | 139 | 10 | 124 | — | 5 |
| Hoole | — | 30 | 4 | 25 | — | — |
| Hoyle | — | 180 | 18 | 147 | — | 10 |
| Knutsford | — | 43 | 8 | 33 | — | — |
| Longdendale | — | 9 | 3 | 4 | — | — |
| Lymm | 20 | 31 | 5 | 25 | — | — |
| Marple | — | 86 | 7 | 76 | — | — |
| Middlewich | 20 | 31 | 9 | 20 | — | — |
| Nantwich | 50 | 39 | 4 | 23 | — | — |
| Neston | 25 | 37 | 8 | 24 | — | — |
| Northwich | 50 | 4 | 1 | 2 | — | — |
| Runcorn | 80 | 38 | 7 | 31 | — | — |
| Sandbach | 20 | 32 | 4 | 27 | — | — |
| Wilmslow | 40 | 102 | 12 | 88 | — | 2 |
| Winsford | 50 | 30 | 13 | 10 | — | — |
| Wirral | 40 | 165 | 18 | 136 | — | 3 |
| RURAL DISTRICTS | | | | | | |
| Bucklow | 30 | 54 | 10 | 32 | — | — |
| Chester | — | 182 | 13 | 165 | — | — |
| Congleton | — | 41 | 12 | 29 | — | — |
| Disley | — | 15 | — | 15 | — | — |
| Macclesfield | — | 100 | 17 | 83 | — | — |
| Nantwich | — | 62 | 15 | 44 | — | 1 |
| Northwich | — | 124 | 30 | 75 | — | — |
| Runcorn | 80 | 109 | 16 | 82 | — | 5 |
| Tarvin | — | 52 | 11 | 37 | — | — |
| Tintwistle | — | — | — | — | — | — |
| DERBY (High Peak District) | | | | | | |
| BOROUGHS | | | | | | |
| Buxton | 50 | 40 | 2 | 38 | — | — |
| Glossop | 50 | 11 | 6 | 4 | — | — |
| URBAN DISTRICTS | | | | | | |
| New Mills | 50 | 32 | — | 28 | — | 2 |
| Whaley Bridge | 10 | 27 | 5 | 22 | — | — |

| Housing Authorities and Housing Associations—Permanent Housing | | | | | | | | | | |
|---|---|---------------------------------------|----------------------------|---------------|-----------------------------|----------------------------|---------------|------------------------------------|----------------|--------------------|
| Sites | | Houses and Flats | | | | | | | | Est. Pop. in 000's |
| Right of entry obtained development or house erection not yet begun (1) | Developed or under development house erection not yet begun (2) | New Dwellings except Aluminium Houses | | | Aluminium Houses | | | Rebuilding War Destroyed Dwellings | | |
| | | No. on tenders approved (3) | No. under construction (4) | Completed (5) | No. on tenders approved (6) | No. under construction (7) | Completed (8) | No. under construction (9) | Completed (10) | |
| — | 100 | 180 | 90 | 70 | — | — | — | — | — | 19 |
| — | 557 | 773 | 140 | 620 | — | — | — | — | 22 | 68 |
| 218 | 166 | 792 | 317 | 409 | — | — | — | — | — | 112 |
| 99 | 577 | 1,276 | 178 | 952 | — | — | — | — | — | 149 |
| — | 313 | 1,689 | 473 | 1,060 | — | — | — | — | — | 168 |
| 30 | 224 | 628 | 238 | 116 | — | — | — | — | 83 | 70 |
| 362 | 360 | 578 | 102 | 356 | — | — | — | — | — | 85 |
| — | 160 | 664 | 162 | 380 | — | — | — | — | — | 58 |
| 168 | 2,664 | 6,632 | 2,292 | 3,532 | — | — | — | 17 | 163 | 796 |
| — | 4,232 | 6,309 | 1,654 | 3,903 | — | — | — | — | 42 | 697 |
| 1,133 | 369 | 606 | 59 | 523 | — | — | — | — | — | 121 |
| 428 | 282 | 1,500 | 346 | 894 | — | — | — | — | — | 119 |
| 76 | 520 | 1,055 | 215 | 714 | — | — | — | — | — | 88 |
| — | 728 | 776 | 194 | 530 | 100 | — | 100 | — | — | 110 |
| — | 284 | 1,003 | 179 | 660 | — | — | — | — | 15 | 179 |
| — | 24 | 484 | 128 | 348 | — | — | — | — | — | 85 |
| — | 167 | 1,104 | 276 | 750 | — | — | — | — | — | 78 |
| 815 | 14 | 830 | 130 | 674 | 40 | — | 40 | — | — | 85 |
| — | 108 | 763 | 138 | 579 | — | — | — | — | — | 40 |
| — | 163 | 800 | 200 | 496 | — | — | — | — | — | 47 |
| 46 | 22 | 162 | 14 | 144 | — | — | — | — | — | 18 |
| — | 240 | 355 | 100 | 195 | — | — | — | — | — | 33 |
| — | — | 219 | 52 | 158 | — | — | — | — | — | 12 |
| — | 48 | 109 | 24 | 83 | — | — | — | — | — | 21 |
| — | 38 | 316 | 134 | 166 | — | — | — | — | — | 59 |
| — | 162 | 218 | 129 | 71 | — | — | — | — | — | 31 |
| — | 419 | 380 | 147 | 208 | — | — | — | — | 10 | 44 |
| — | 88 | 488 | 102 | 348 | — | — | — | — | — | 28 |
| — | 4 | 232 | 34 | 174 | — | — | — | — | — | 27 |
| 58 | — | 126 | 52 | 54 | — | — | — | — | — | 15 |
| 330 | 28 | 164 | 24 | 96 | — | — | — | — | 8 | 25 |
| 900 | 144 | 504 | 238 | 260 | — | — | — | — | — | 50 |
| — | — | 712 | 86 | 612 | — | — | — | — | 12 | 48 |
| 242 | 78 | 176 | 54 | 120 | — | — | — | — | — | 30 |
| 112 | 850 | 483 | 92 | 389 | — | — | — | — | — | 32 |
| 74 | 88 | 352 | 144 | 172 | — | — | — | — | — | 36 |
| — | — | 54 | — | 54 | — | — | — | — | — | 10 |
| — | — | 240 | 88 | 122 | — | — | — | — | — | 35 |
| 562 | 5 | 204 | 24 | 180 | — | — | — | — | — | 35 |
| — | 24 | 206 | 72 | 134 | — | — | — | — | — | 28 |
| — | 137 | 319 | 104 | 209 | — | — | — | — | — | 25 |
| — | 202 | 708 | 270 | 438 | — | — | — | — | 44 | 62 |
| 82 | 16 | 290 | 116 | 166 | 29 | — | 29 | — | — | 41 |
| — | 168 | 711 | 98 | 555 | — | — | — | — | — | 48 |

(a) See Note 9. Column (3) 12, Column (4) —, Column (5) 12.
 (b) See Note 9. " 93, " —, " —.
 (c) See Note 9. " 8, " 2, " 6.
 (d) See Note 9. " 10, " —, " —.

(continued)

| Housing Authority | Temporary Houses Completed | Private Builders—Permanent Housing | | | | |
|---|----------------------------|--|--------------------|-----------|------------------------------------|-----------|
| | | Total No. on Licences and Approvals issued | New Dwellings | | Rebuilding War Destroyed Dwellings | |
| | | | Under construction | Completed | Under construction | Completed |
| Name | (13) | (14) | (15) | (16) | (17) | (18) |
| Derby (High Peak District)—cont. | | | | | | |
| RURAL DISTRICTS | | | | | | |
| Chapel-en-le-Frith (d) | 50 | 32 | 6 | 23 | — | — |
| Lancaster | | | | | | |
| COUNTY BOROUGHS | | | | | | |
| Barrow-in-Furness | 133 | 219 | 19 | 96 | 8 | 95 |
| Blackburn | 200 | 98 | 16 | 75 | — | — |
| Blackpool | 344 | 535 | 54 | 451 | — | — |
| Bolton | 391 | 217 | 16 | 178 | — | — |
| Bootle | 850 | 87 | — | 3 | — | 83 |
| Burnley | 54 | 91 | 18 | 62 | — | — |
| Bury | 177 | 134 | 8 | 117 | — | — |
| Liverpool | 3,500 | 1,700 | 327 | 675 | 4 | 378 |
| Manchester (a) | 3,004 | 1,257 | 268 | 796 | — | 106 |
| Oldham | 350 | 87 | 28 | 34 | — | 18 |
| Preston | 310 | 120 | 16 | 102 | — | — |
| Rochdale | 67 | 106 | 12 | 92 | — | — |
| St. Helens | 275 | 209 | 31 | 168 | — | 5 |
| Salford (b) | 121 | 180 | 10 | 123 | 3 | 44 |
| Southport | 200 | 151 | 10 | 123 | — | 16 |
| Warrington | 76 | 131 | 28 | 93 | — | — |
| Wigan | 106 | 89 | 25 | 44 | — | — |
| BOROUGHES | | | | | | |
| Accrington | — | 80 | 27 | 41 | — | — |
| Ashton-under-Lyne | 155 | 7 | — | 7 | — | — |
| Bacup | 50 | 3 | — | 3 | — | — |
| Chorley | 100 | 81 | 18 | 60 | 1 | 1 |
| Clitheroe | 50 | 20 | 5 | 13 | — | — |
| Colne | — | 17 | 2 | 12 | — | — |
| Crosby | 97 | 247 | 23 | 93 | 2 | 120 |
| Darwen | 50 | 13 | 4 | 9 | — | — |
| Eccles | 78 | 38 | 1 | 27 | — | 10 |
| Farnworth | 100 | — | — | — | — | — |
| Fleetwood | 68 | 107 | 14 | 89 | — | — |
| Haslingden | 50 | 10 | 7 | 3 | — | — |
| Heywood | 50 | 42 | 7 | 32 | — | — |
| Lancaster (c) | 202 | 91 | 24 | 50 | — | — |
| Leigh | — | 162 | 31 | 127 | — | — |
| Lytham St. Anne's | 60 | 111 | 29 | 76 | — | — |
| Middleton | 150 | 80 | 11 | 58 | — | — |
| Morecambe and Heysham | — | 192 | 30 | 146 | — | 4 |
| Mossley | 10 | 28 | 1 | 27 | — | — |
| Nelson | 100 | 27 | 9 | 17 | — | — |
| Prestwich | — | 69 | 18 | 46 | — | 5 |
| Radcliffe | 62 | 67 | 8 | 58 | — | — |
| Rawtenstall | 50 | 10 | — | 10 | — | — |
| Stretford | 67 | 296 | 25 | 45 | 20 | 206 |
| Swinton and Pendlebury | 98 | 104 | 6 | 63 | — | 35 |
| Widnes | 150 | 163 | 17 | 123 | — | 21 |

| Housing Authorities and Housing Associations—Permanent Housing | | | | | | | | | | |
|---|---|---------------------------------------|----------------------------|---------------|-----------------------------|----------------------------|---------------|------------------------------------|----------------|--------------------|
| Sites | | Houses and Flats | | | | | | | | Est. Pop. in 000's |
| Right of entry obtained development or house erection not yet begun (1) | Developed or under development house erection not yet begun (2) | New Dwellings except Aluminium Houses | | | Aluminium Houses | | | Rebuilding War Destroyed Dwellings | | |
| | | No. on tenders approved (3) | No. under construction (4) | Completed (5) | No. on tenders approved (6) | No. under construction (7) | Completed (8) | No. under construction (9) | Completed (10) | |
| — | 5 | 220 | 72 | 148 | — | — | — | — | — | 6 |
| — | 50 | 64 | 6 | 58 | — | — | — | — | — | 4 |
| 32 | 100 | 362 | 54 | 308 | — | — | — | — | — | 19 |
| — | 352 | 104 | 19 | 81 | — | — | — | — | — | 7 |
| — | 113 | 296 | 72 | 222 | 21 | — | 21 | — | 2 | 21 |
| 500 | 29 | 215 | 56 | 157 | — | — | — | — | — | 13 |
| — | 74 | 54 | 14 | 34 | — | — | — | — | — | 5 |
| — | 134 | 104 | 34 | 44 | — | — | — | — | — | 6 |
| — | 36 | 96 | 2 | 94 | — | — | — | — | — | 3 |
| — | 30 | 80 | — | 66 | — | — | — | — | — | 7 |
| 202 | 20 | 106 | 28 | 78 | — | — | — | — | — | 3 |
| — | — | 277 | 108 | 131 | — | — | — | — | — | 31 |
| 8 | 38 | 52 | 20 | 32 | — | — | — | — | — | 5 |
| — | 178 | 58 | 40 | 18 | — | — | — | — | — | 7 |
| 356 | 62 | 128 | 38 | 80 | — | — | — | — | — | 13 |
| 24 | 16 | 96 | 34 | 60 | — | — | — | — | — | 11 |
| — | 244 | 246 | 56 | 190 | — | — | — | — | — | 25 |
| — | 166 | 180 | 56 | 122 | — | — | — | — | — | 27 |
| 58 | 42 | 293 | 50 | 229 | — | — | — | — | — | 18 |
| — | — | 72 | 16 | 56 | — | — | — | — | — | 10 |
| — | 46 | 54 | 14 | 40 | — | — | — | — | — | 13 |
| — | 6 | 334 | 58 | 270 | — | — | — | — | — | 16 |
| — | 8 | 42 | 6 | 36 | — | — | — | — | — | 3 |
| — | — | 83 | 31 | 49 | — | — | — | — | — | 11 |
| — | 148 | 176 | 24 | 152 | — | — | — | — | — | 12 |
| — | 210 | 242 | 28 | 190 | — | — | — | — | — | 19 |
| — | 106 | 204 | 50 | 154 | — | — | — | — | — | 15 |
| — | 44 | 718 | 79 | 624 | — | — | — | — | — | 54 |
| — | 108 | 200 | 20 | 120 | — | — | — | — | — | 20 |
| 291 | 78 | 136 | 30 | 106 | — | — | — | — | — | 15 |
| 24 | 30 | 192 | 52 | 140 | — | — | — | — | — | 11 |
| — | 1 | 129 | 32 | 83 | — | — | — | — | — | 5 |
| — | — | 12 | 8 | 4 | — | — | — | — | — | 4 |
| — | — | 284 | 84 | 200 | — | — | — | — | — | 14 |
| — | 112 | 568 | 48 | 520 | — | — | — | — | 8 | 23 |
| 38 | — | 166 | 26 | 140 | — | — | — | — | — | 11 |
| — | 216 | 90 | — | 90 | — | — | — | — | — | 5 |
| — | — | 72 | 21 | 51 | — | — | — | — | — | 4 |
| — | 164 | 144 | 18 | 102 | — | — | — | — | — | 8 |
| — | 217 | 368 | 40 | 314 | — | — | — | — | — | 22 |
| — | 212 | 258 | 50 | 208 | — | — | — | — | — | 20 |
| — | — | 214 | 84 | 86 | — | — | — | — | — | 9 |
| — | 107 | 71 | 2 | 35 | — | — | — | — | — | 12 |
| 28 | 62 | 87 | 24 | 47 | — | — | — | — | — | 10 |
| — | — | 109 | 24 | 85 | — | — | — | — | — | 8 |
| — | 14 | 46 | 16 | 30 | — | — | — | — | — | 2 |
| 404 | 24 | 266 | 46 | 220 | — | — | — | — | — | 12 |
| — | 52 | 120 | — | 80 | — | — | — | — | — | 4 |

(a) See Note 9. Column (3) 56, Column (4) (26), Column (5) 30.

(continued)

| Housing Authority | Private Builders—Permanent Housing | | | | | |
|-------------------------|------------------------------------|--|--------------------|-----------|------------------------------------|-----------|
| | Temporary Houses Completed | Total No. on Licences and Approvals issued | New Dwellings | | Rebuilding War Destroyed Dwellings | |
| | | | Under construction | Completed | Under construction | Completed |
| Name | (13) | (14) | (15) | (16) | (17) | (18) |
| Lancaster—cont. | | | | | | |
| URBAN DISTRICTS | | | | | | |
| Abram | 17 | 1 | 1 | — | — | — |
| Adlington | — | 29 | 7 | 21 | — | — |
| Ashton-in-Makerfield | — | 102 | 16 | 86 | — | — |
| Aspull | — | 3 | — | 2 | — | — |
| Atherton | 50 | 24 | 8 | 8 | — | — |
| Audenshaw | 48 | 82 | — | 82 | — | — |
| Barrowford | — | 15 | 4 | 11 | — | — |
| Billinge and Winstanley | — | 33 | 7 | 21 | — | — |
| Blackrod | 6 | 1 | 1 | — | — | — |
| Brierfield | 19 | 6 | 4 | — | — | — |
| Carnforth | — | 26 | 3 | 23 | — | — |
| Chadderton | — | 132 | 9 | 114 | — | 7 |
| Church | — | 10 | 3 | 6 | — | — |
| Clayton-le-Moors | — | 1 | 1 | — | — | — |
| Crompton | — | 24 | 6 | 16 | — | — |
| Dalton-in-Furness | — | 24 | 3 | 21 | — | — |
| Denton | 52 | 124 | 2 | 104 | — | 18 |
| Droylsden | — | 22 | — | 20 | — | 2 |
| Failsworth | — | 58 | — | 58 | — | — |
| Formby | — | 77 | — | 73 | — | 4 |
| Fulwood | — | 88 | 7 | 80 | — | — |
| Golborne | — | 33 | 15 | 14 | — | — |
| Grange | — | 30 | 4 | 26 | — | — |
| Great Harwood | 25 | 21 | 6 | 13 | — | — |
| Haydock | — | 24 | 3 | 21 | — | — |
| Hindley | — | 4 | 2 | 2 | — | — |
| Horwich | — | 29 | 4 | 25 | — | — |
| Huyton-with-Roby | — | 313 | 1 | 275 | — | 35 |
| Ince-in-Makerfield | — | — | — | — | — | — |
| Irlam | 40 | 31 | 2 | 28 | — | 1 |
| Kearsley | 30 | 18 | 7 | 11 | — | — |
| Kirkham | — | 44 | 6 | 38 | — | — |
| Lees | — | 4 | — | 4 | — | — |
| Leyland | 98 | 26 | 6 | 20 | — | — |
| Litherland | 251 | 176 | 1 | 155 | 1 | 19 |
| Littleborough (a) | — | 20 | — | 19 | — | — |
| Little Lever | — | 19 | — | 19 | — | — |
| Longridge | 10 | 24 | 7 | 17 | — | — |
| Milnrow | 20 | 26 | 10 | 16 | — | — |
| Newton-le-Willows | 50 | 14 | 3 | 11 | — | — |
| Ormskirk | — | 74 | 19 | 55 | — | — |
| Orrell | 44 | 16 | 1 | 15 | — | — |
| Oswaldtwistle | 30 | 23 | 1 | 20 | — | — |
| Padiham | — | 4 | 1 | 3 | — | — |
| Poulton-le-Fylde | — | 148 | 19 | 129 | — | — |
| Preesall | — | 32 | 5 | 27 | — | — |
| Prescot | 50 | 36 | 4 | 31 | — | — |
| Rainford | — | 33 | 7 | 26 | — | — |

| Housing Authorities and Housing Associations—Permanent Housing | | | | | | | | | | |
|---|---|---------------------------------------|----------------------------|---------------|-----------------------------|----------------------------|---------------|------------------------------------|----------------|--------------------|
| Sites | | Houses and Flats | | | | | | | | Est. Pop. in 000's |
| Right of entry obtained development or house erection not yet begun (1) | Developed or under development house erection not yet begun (2) | New Dwellings except Aluminium Houses | | | Aluminium Houses | | | Rebuilding War Destroyed Dwellings | | |
| | | No. on tenders approved (3) | No. under construction (4) | Completed (5) | No. on tenders approved (6) | No. under construction (7) | Completed (8) | No. under construction (9) | Completed (10) | |
| 40 | — | 118 | 43 | 75 | — | — | — | — | — | 15 |
| — | — | 68 | 34 | 34 | — | — | — | — | — | 6 |
| 188 | 36 | 110 | 32 | 78 | — | — | — | — | — | 15 |
| 92 | 72 | 156 | 38 | 118 | — | — | — | — | — | 6 |
| — | 20 | 88 | 18 | 70 | 20 | — | 20 | — | — | 9 |
| 4 | 82 | 151 | 22 | 109 | — | — | — | — | — | 16 |
| — | 94 | 20 | — | 20 | — | — | — | — | 6 | 6 |
| — | 20 | 10 | 8 | 2 | — | — | — | — | — | 2 |
| 197 | 38 | 78 | 36 | 38 | — | — | — | — | — | 11 |
| 70 | 10 | 272 | 8 | 264 | — | — | — | — | — | 18 |
| 110 | — | 158 | 30 | 128 | — | — | — | — | — | 10 |
| — | 150 | 90 | 26 | 58 | — | — | — | — | — | 6 |
| — | 44 | 661 | 122 | 469 | — | — | — | — | 6 | 39 |
| — | 48 | 240 | 41 | 193 | — | — | — | — | — | 15 |
| — | — | 196 | 50 | 146 | — | — | — | — | — | 4 |
| — | 86 | 166 | 60 | 104 | — | — | — | — | — | 15 |
| 468 | 4 | 108 | 12 | 82 | — | — | — | — | — | 13 |
| — | 372 | 88 | 54 | 28 | — | — | — | — | — | 7 |
| — | 20 | 24 | — | 24 | — | — | — | — | — | 3 |
| — | 604 | 492 | 120 | 246 | — | — | — | — | — | 27 |
| — | 74 | 131 | 83 | 40 | — | — | — | — | — | 13 |
| 8 | 34 | 103 | 36 | 65 | — | — | — | — | — | 16 |
| — | 715 | 412 | 87 | 313 | — | — | — | — | — | 27 |
| — | 24 | 100 | 20 | 52 | — | — | — | — | — | 9 |
| — | 47 | 212 | 41 | 171 | — | — | — | — | — | 12 |
| 50 | 216 | 172 | 28 | 144 | — | — | — | — | — | 12 |
| — | 4 | 432 | 108 | 318 | — | — | — | — | — | 11 |
| — | 36 | 122 | 18 | 104 | — | — | — | — | — | 8 |
| 8 | 117 | 212 | 62 | 146 | — | — | — | — | — | 7 |
| 184 | — | 703 | 118 | 531 | — | — | — | — | — | 38 |
| 54 | 54 | 88 | 38 | 38 | 20 | — | 20 | — | — | 17 |
| 10 | 54 | 238 | 20 | 172 | — | — | — | — | — | 27 |
| — | 226 | 772 | 86 | 644 | — | — | — | — | — | 44 |
| — | 272 | 352 | 50 | 296 | 110 | — | 110 | — | — | 39 |
| — | 78 | 100 | 4 | 96 | — | — | — | — | — | 8 |
| 37 | 201 | 640 | 201 | 379 | 74 | — | 74 | 5 | 61 | 26 |
| 170 | 434 | 780 | 252 | 488 | — | — | — | — | — | 42 |
| 1,406 | 24 | 726 | 192 | 476 | — | — | — | — | — | 40 |
| 186 | 34 | 218 | 64 | 152 | — | — | — | — | 35 | 23 |
| — | 89 | 397 | 100 | 266 | — | — | — | — | 72 | 33 |
| 149 | — | 199 | 59 | 115 | — | — | — | — | — | 12 |
| 50 | 39 | 196 | 90 | 100 | — | — | — | — | 14 | 42 |
| — | 194 | 730 | 188 | 532 | — | — | — | — | 7 | 64 |

(a) See Note 9, Column (3) 174, Column (4) —, Column (5) 174.

| Housing Authority | Temporary Houses Completed | Private Builders—Permanent Housing | | | | |
|------------------------------|----------------------------|--|--------------------|-----------|------------------------------------|-----------|
| | | Total No. on Licences and Approvals issued | New Dwellings | | Rebuilding War Destroyed Dwellings | |
| | | | Under construction | Completed | Under construction | Completed |
| Name | (13) | (14) | (15) | (16) | (17) | (18) |
| Lancaster—cont. | | | | | | |
| URBAN DISTRICTS—cont. | | | | | | |
| Ramsbottom | 41 | 28 | 3 | 22 | — | 1 |
| Rishton | — | — | — | — | — | — |
| Royton | — | 64 | 12 | 33 | — | — |
| Skelmersdale | — | 11 | 2 | 7 | — | — |
| Standish-with-Langtree | 24 | 23 | 12 | 11 | — | — |
| Thornton Cleveleys | — | 236 | 12 | 224 | — | — |
| Tottington | — | 14 | 3 | 11 | — | — |
| Trawden | — | — | — | — | — | — |
| Turton | 30 | 65 | 21 | 44 | — | — |
| Tyldesley | 50 | 30 | 7 | 17 | — | — |
| Ulverston | 20 | 40 | 13 | 27 | — | — |
| Upholland | — | 22 | 4 | 15 | — | — |
| Urmston | 99 | 160 | 15 | 96 | — | 47 |
| Walton-le-Dale | — | 68 | 12 | 50 | — | — |
| Wardle | 10 | 3 | 2 | — | — | — |
| Westhoughton | — | 53 | 10 | 42 | — | — |
| Whitefield | 50 | 69 | 7 | 60 | — | — |
| Whitworth | — | 6 | 5 | 1 | — | — |
| Withnell | — | 12 | 1 | 10 | — | — |
| Worsley | 50 | 55 | 9 | 42 | — | — |
| RURAL DISTRICTS | | | | | | |
| Blackburn | — | 33 | 8 | 25 | — | — |
| Burnley | — | 14 | 1 | 13 | — | — |
| Chorley | 50 | 63 | 13 | 46 | — | — |
| Clitheroe | — | 31 | 6 | 22 | — | 4 |
| Fylde | — | 60 | 7 | 49 | — | — |
| Garstang | 20 | 50 | 9 | 37 | — | — |
| Lancaster | — | 126 | 34 | 89 | — | — |
| Limehurst | — | 35 | 6 | 26 | — | — |
| Lunesdale | — | 32 | 16 | 16 | — | — |
| Preston (a) | — | 109 | 26 | 83 | — | — |
| Ulverston | — | 68 | 18 | 50 | — | — |
| Warrington | — | 221 | 21 | 198 | — | 2 |
| West Lancashire | 46 | 305 | 29 | 230 | — | — |
| Whiston | 84 | 164 | 30 | 120 | — | 4 |
| Wigan | 20 | 27 | 3 | 23 | — | — |
| SOUTH EASTERN | | | | | | |
| Kent (Part of) | | | | | | |
| COUNTY BOROUGH | | | | | | |
| Canterbury | 401 | 143 | 15 | 82 | 15 | 30 |
| BOROUGHS | | | | | | |
| Chatham | 203 | 128 | 33 | 86 | 1 | 4 |
| Dartford | 100 | 253 | 12 | 179 | — | 57 |
| Deal | 178 | 41 | 10 | 14 | 5 | 12 |
| Dover | 460 | 69 | 34 | 20 | — | 8 |
| Faversham | 50 | 34 | 10 | 23 | — | — |
| Folkestone | 124 | 151 | 16 | 22 | 6 | 107 |
| Gillingham | 292 | 208 | 38 | 126 | — | 31 |

| Housing Authorities and Housing Associations—Permanent Housing | | | | | | | | | | Est. Pop. in 000's |
|---|---|---------------------------------------|----------------------------|---------------|-----------------------------|----------------------------|---------------|------------------------------------|----------------|--------------------|
| Sites | | Houses and Flats | | | | | | | | |
| Right of entry obtained development or house erection not yet begun (1) | Developed or under development house erection not yet begun (2) | New Dwellings except Aluminium Houses | | | Aluminium Houses | | | Rebuilding War Destroyed Dwellings | | |
| | | No. on tenders approved (3) | No. under construction (4) | Completed (5) | No. on tenders approved (6) | No. under construction (7) | Completed (8) | No. under construction (9) | Completed (10) | |
| — | 542 | 813 | 138 | 625 | — | — | — | — | 7 | 43 |
| — | 50 | 53 | 10 | 43 | — | — | — | — | — | 9 |
| — | 25 | 82 | 5 | 50 | — | — | — | — | — | 2 |
| — | 1,338 | 838 | 218 | 570 | — | — | — | — | — | 53 |
| — | 62 | 483 | 112 | 336 | — | — | — | — | — | 41 |
| 130 | 20 | 50 | 16 | 34 | — | — | — | — | — | 2 |
| — | 26 | 78 | 18 | 50 | — | — | — | — | — | 3 |
| — | 512 | 568 | 122 | 442 | 25 | — | 25 | — | 22 | 36 |
| 1,100 | 254 | 823 | 212 | 585 | — | — | — | — | 1 | 42 |
| — | 103 | 97 | 30 | 49 | — | — | — | — | — | 4 |
| — | 8 | 88 | 18 | 70 | — | — | — | — | — | 4 |
| 164 | 62 | 296 | 114 | 156 | — | — | — | — | — | 39 |
| — | 34 | 579 | 70 | 361 | — | — | — | — | 9 | 24 |
| — | 93 | 133 | 40 | 93 | — | — | — | — | — | 15 |
| — | — | 212 | 78 | 126 | — | — | — | — | — | 18 |
| — | 72 | 316 | 64 | 228 | — | — | — | — | — | 19 |
| 92 | — | 241 | 16 | 223 | — | — | — | — | — | 16 |
| — | 86 | 252 | 64 | 178 | — | — | — | — | 2 | 15 |
| 200 | 306 | 262 | 63 | 173 | — | — | — | — | — | 22 |
| — | 33 | 117 | 41 | 76 | — | — | — | — | — | 9 |
| — | 30 | 158 | 20 | 138 | — | — | — | — | — | 8 |
| — | 237 | 325 | 74 | 227 | — | — | — | — | — | 19 |
| — | 44 | 172 | 38 | 116 | — | — | — | — | — | 17 |
| 238 | 4 | 236 | 70 | 126 | — | — | — | — | 11 | 20 |
| 16 | 38 | 220 | 34 | 156 | — | — | — | — | 11 | 14 |
| 50 | 494 | 572 | 164 | 294 | — | — | — | — | — | 36 |
| — | 44 | 150 | 58 | 90 | — | — | — | — | — | 10 |
| 36 | 62 | 176 | 48 | 124 | — | — | — | — | — | 10 |
| — | 90 | 374 | 106 | 228 | 80 | — | 80 | — | — | 21 |
| 16 | 16 | 84 | 20 | 60 | — | — | — | — | — | 9 |
| 8 | — | 233 | 12 | 205 | — | — | — | — | — | 16 |
| — | 80 | 320 | 50 | 188 | — | — | — | — | — | 18 |
| 100 | 44 | 354 | 56 | 254 | — | — | — | — | — | 34 |
| — | — | 119 | 18 | 101 | — | — | — | — | — | 4 |
| 153 | — | 388 | 158 | 230 | — | — | — | — | — | 31 |
| — | 190 | 146 | 28 | 104 | — | — | — | — | — | 9 |
| — | 94 | 364 | 110 | 246 | — | — | — | — | — | 20 |
| 28 | 58 | 454 | 128 | 310 | — | — | — | — | — | 19 |
| 40 | 56 | 186 | 37 | 149 | — | — | — | — | — | 7 |
| 36 | 44 | 512 | 134 | 378 | — | — | — | — | — | 22 |
| — | 10 | 258 | 23 | 235 | — | — | — | — | — | 9 |

(a) See Note 9. Column (3) 16, Column (4) 16, Column (5) —.

(continued)

| Housing Authority | Temporary Houses Completed | Private Builders—Permanent Housing | | | | | |
|---|----------------------------|--|--------------------|-----------|------------------------------------|-----------|--|
| | | Total No. on Licences and Approvals issued | New Dwellings | | Rebuilding War Destroyed Dwellings | | |
| | | | Under construction | Completed | Under construction | Completed | |
| Name | | | | | | | |
| (12) | (13) | (14) | (15) | (16) | (17) | (18) | |
| Kent (Part of)—cont. | | | | | | | |
| BOROUGHES—cont. | | | | | | | |
| Gravesend | 118 | 210 | 25 | 127 | 1 | 42 | |
| Hythe | — | 42 | 6 | 13 | 3 | 19 | |
| Lydd | 30 | 15 | 1 | 4 | 1 | 9 | |
| Maidstone | 132 | 282 | 39 | 207 | — | 19 | |
| Margate | 70 | 198 | 20 | 108 | 5 | 64 | |
| New Romney | 20 | 14 | 9 | 3 | — | 1 | |
| Queenborough | — | 3 | — | 3 | — | — | |
| Ramsgate | 174 | 437 | 40 | 313 | — | 68 | |
| Rochester | 450 | 176 | 12 | 57 | 2 | 81 | |
| Sandwich | — | 38 | 1 | 35 | 1 | 1 | |
| Tenterden | 10 | 50 | 3 | 41 | — | 3 | |
| Tunbridge Wells (Royal Tunbridge Wells) | 100 | 45 | 14 | 25 | 3 | 2 | |
| URBAN DISTRICTS | | | | | | | |
| Ashford | 144 | 78 | 19 | 43 | 4 | 11 | |
| Broadstairs and St. Peters | — | 90 | 17 | 65 | — | 5 | |
| Herne Bay | 50 | 152 | 19 | 124 | — | 4 | |
| Northfleet | 50 | 55 | 16 | 23 | — | 15 | |
| Sevenoaks | — | 119 | 10 | 88 | — | 19 | |
| Sheerness | 46 | 9 | 1 | 7 | — | — | |
| Sittingbourne and Milton | 50 | 33 | 5 | 10 | 11 | 7 | |
| Southborough | 30 | 26 | 10 | 16 | — | — | |
| Swanscombe | 100 | 2 | — | 1 | — | — | |
| Tonbridge | — | 89 | 14 | 69 | — | — | |
| Whitstable | — | 185 | 14 | 152 | — | 18 | |
| RURAL DISTRICTS | | | | | | | |
| Bridge Blean | 12 | 125 | 20 | 92 | — | 13 | |
| Cranbrook | — | 69 | 16 | 34 | — | 12 | |
| Dartford | 150 | 258 | 41 | 195 | 3 | 19 | |
| Dover | — | 64 | 16 | 43 | 1 | 2 | |
| East Ashford | — | 85 | 16 | 59 | 1 | 3 | |
| Eastry | 20 | 85 | 22 | 56 | — | 5 | |
| Elham | — | 48 | 10 | 29 | — | 6 | |
| Hollingbourn | 40 | 110 | 18 | 82 | — | 6 | |
| Maidstone | — | 135 | 29 | 102 | — | 2 | |
| Malling | 100 | 141 | 22 | 102 | — | 12 | |
| Romney Marsh | — | 81 | 2 | 61 | 1 | 12 | |
| Sevenoaks | 127 | 186 | 17 | 141 | 4 | 17 | |
| Sheppey | 30 | 57 | 16 | 39 | — | 1 | |
| Strood | 22 | 134 | 16 | 107 | — | 4 | |
| Swale | 43 | 123 | 21 | 88 | — | 5 | |
| Tenterden | 27 | 43 | 8 | 33 | 1 | 1 | |
| Tonbridge (a) | 100 | 289 | 28 | 251 | 1 | 3 | |
| West Ashford | — | 48 | 6 | 37 | 5 | — | |

| Housing Authorities and Housing Associations—Permanent Housing | | | | | | | | | | |
|---|---|---------------------------------------|----------------------------|---------------|-----------------------------|----------------------------|---------------|------------------------------------|----------------|-------------------------|
| Sites | | Houses and Flats | | | | | | | | Est. Pop. in 000's (11) |
| Right of entry obtained development or house erection not yet begun (1) | Developed or under development house erection not yet begun (2) | New Dwellings except Aluminium Houses | | | Aluminium Houses | | | Rebuilding War Destroyed Dwellings | | |
| | | No. on tenders approved (3) | No. under construction (4) | Completed (5) | No. on tenders approved (6) | No. under construction (7) | Completed (8) | No. under construction (9) | Completed (10) | |
| — | 162 | 186 | 60 | 126 | — | — | — | — | — | 15 |
| — | 462 | 746 | 212 | 534 | — | — | — | — | — | 46 |
| — | 250 | 448 | 124 | 320 | — | — | — | — | — | 42 |
| — | 50 | 550 | 90 | 410 | — | — | — | — | 1 | 29 |
| 48 | 72 | 482 | 76 | 404 | — | — | — | — | 6 | 30 |
| 8 | 1 | 223 | 50 | 159 | — | — | — | — | — | 20 |
| — | 32 | 454 | 90 | 362 | 90 | — | 90 | — | 2 | 24 |
| — | 171 | 288 | 76 | 212 | — | — | — | — | — | 24 |
| — | 111 | 229 | 41 | 166 | — | — | — | — | — | 17 |
| — | 52 | 168 | 50 | 114 | — | — | — | — | — | 12 |
| — | 86 | 543 | 94 | 386 | — | — | — | — | — | 27 |
| 108 | 84 | 394 | 131 | 253 | — | — | — | — | 3 | 37 |
| 156 | 127 | 344 | 76 | 214 | — | — | — | — | — | 46 |
| — | 123 | 259 | 54 | 195 | — | — | — | — | — | 14 |
| 26 | 112 | 324 | 47 | 267 | — | — | — | — | — | 25 |
| — | 70 | 634 | 125 | 447 | — | — | — | — | — | 31 |
| 232 | 286 | 787 | 175 | 568 | — | — | — | — | 4 | 42 |
| 96 | 180 | 460 | 138 | 296 | — | — | — | — | — | 32 |
| 650 | 762 | 2,046 | 679 | 1,236 | — | — | — | — | 14 | 155 |
| — | 40 | 500 | 166 | 260 | — | — | — | — | 26 | 57 |
| — | 317 | 485 | 268 | 177 | — | — | — | — | 20 | 65 |
| — | 44 | 204 | 30 | 158 | — | — | — | — | — | 26 |
| — | — | 594 | 86 | 388 | — | — | — | — | — | 68 |
| — | 40 | 182 | 34 | 144 | — | — | — | — | — | 13 |
| — | 164 | 130 | 54 | 76 | — | — | — | — | — | 4 |
| — | — | 154 | 30 | 124 | — | — | — | — | — | 8 |
| 98 | 36 | 248 | 55 | 185 | — | — | — | — | — | 16 |
| — | 5 | 175 | 40 | 121 | — | — | — | — | — | 11 |
| 150 | 30 | 120 | 20 | 76 | — | — | — | — | 3 | 8 |
| — | 9 | 230 | 30 | 182 | — | — | — | — | — | 13 |
| 300 | 6 | 100 | 6 | 80 | — | — | — | — | 1 | 10 |
| 26 | 200 | 323 | 86 | 224 | — | — | — | — | — | 30 |
| — | 38 | 226 | 25 | 197 | — | — | — | — | — | 20 |
| — | 41 | 510 | 49 | 435 | — | — | — | — | — | 28 |
| 46 | 98 | 370 | 86 | 244 | — | — | — | — | — | 36 |
| — | 102 | 490 | 152 | 282 | — | — | — | — | — | 41 |
| — | — | 56 | 4 | 52 | — | — | — | — | — | 3 |
| — | 15 | 396 | 53 | 343 | — | — | — | — | — | 18 |
| 50 | 260 | 503 | 52 | 445 | — | — | — | — | — | 68 |

(a) See Note 9. Column (3) 28, Column (4) —, Column (5) 28.
 (b) See Note 9. " 27, " —, " —.
 (c) See Note 9. " 24, " —, " —.
 (d) See Note 9. " 31, " —, " —.
 (e) See Note 9. " 2, " 2, " —.

(continued)

| Name (12) | Housing Authority | Temporary Houses Completed (13) | Private Builders—Permanent Housing | | | | |
|-----------------------------|-------------------|---------------------------------|---|-------------------------|----------------|------------------------------------|----------------|
| | | | Total No. on Licences and Approvals issued (14) | New Dwellings | | Rebuilding War Destroyed Dwellings | |
| | | | | Under construction (15) | Completed (16) | Under construction (17) | Completed (18) |
| Surrey (Part of) | | | | | | | |
| BOROUGHES | | | | | | | |
| Godalming | | — | 84 | 17 | 63 | — | — |
| Guildford | | 100 | 161 | 31 | 116 | — | 3 |
| Reigate | | 100 | 196 | 18 | 151 | 5 | 19 |
| URBAN DISTRICTS | | | | | | | |
| Caterham and Warlingham (c) | | — | 284 | 19 | 198 | 15 | 49 |
| Chertsey | | 100 | 269 | 24 | 228 | — | 10 |
| Dorking | | — | 151 | 29 | 100 | — | 2 |
| Egham | | — | 128 | 13 | 103 | 1 | 2 |
| Farnham | | 100 | 154 | 14 | 139 | — | 1 |
| Frimley and Camberley | | 48 | 64 | 7 | 49 | — | 6 |
| Haslemere | | 100 | 58 | 7 | 49 | — | — |
| Leatherhead (d) | | 50 | 491 | 40 | 409 | — | 42 |
| Walton and Weybridge | | 100 | 268 | 22 | 219 | 2 | 18 |
| Woking | | 101 | 282 | 29 | 237 | 2 | 9 |
| RURAL DISTRICTS | | | | | | | |
| Bagshot | | — | 137 | 23 | 113 | — | — |
| Dorking and Horley | | — | 330 | 29 | 235 | 2 | 9 |
| Godstone | | 85 | 169 | 26 | 122 | — | 8 |
| Guildford (b) | | 150 | 269 | 22 | 206 | — | 16 |
| Hambleton | | 43 | 153 | 33 | 109 | — | 2 |
| Sussex, East | | | | | | | |
| COUNTY BOROUGHES | | | | | | | |
| Brighton (e) | | 500 | 525 | 68 | 400 | 7 | 22 |
| Eastbourne | | 210 | 233 | 15 | 31 | 36 | 136 |
| Hastings | | 80 | 181 | 15 | 55 | 26 | 80 |
| BOROUGHES | | | | | | | |
| Bexhill | | 80 | 121 | 5 | 71 | 14 | 30 |
| Hove | | — | 255 | 32 | 159 | 2 | 57 |
| Lewes | | 42 | 49 | 5 | 33 | — | — |
| Rye | | — | 6 | 2 | 4 | — | — |
| URBAN DISTRICTS | | | | | | | |
| Burgess Hill | | — | 121 | 8 | 113 | — | — |
| Cuckfield | | 67 | 114 | 14 | 98 | — | — |
| East Grinstead | | 30 | 101 | 9 | 87 | — | — |
| Newhaven | | — | 46 | 6 | 26 | — | 9 |
| Portslade-by-Sea | | 18 | 55 | 7 | 44 | — | 3 |
| Seaford | | 10 | 61 | 14 | 37 | — | 10 |
| RURAL DISTRICTS | | | | | | | |
| Battle (a) | | 100 | 247 | 31 | 161 | 2 | 25 |
| Chailey | | 40 | 116 | 21 | 91 | — | 2 |
| Cuckfield | | — | 245 | 25 | 207 | — | 1 |
| Hailsham | | 30 | 234 | 23 | 176 | — | 21 |
| Uckfield | | 50 | 195 | 33 | 149 | 2 | 10 |
| Sussex, West | | | | | | | |
| BOROUGHES | | | | | | | |
| Arundel | | — | 18 | 3 | 15 | — | — |
| Chichester | | 50 | 122 | 16 | 82 | 1 | 18 |
| Worthing | | 153 | 391 | 22 | 294 | 5 | 55 |

APPENDIX B

| Housing Authorities and Housing Associations—Permanent Housing | | | | | | | | | | |
|---|---|---------------------------------------|----------------------------|---------------|-----------------------------|----------------------------|---------------|------------------------------------|----------------|--------------------|
| Sites | | Houses and Flats | | | | | | | | Est. Pop. in 000's |
| Right of entry obtained development or house erection not yet begun (1) | Developed or under development house erection not yet begun (2) | New Dwellings except Aluminium Houses | | | Aluminium Houses | | | Rebuilding War Destroyed Dwellings | | |
| | | No. on tenders approved (3) | No. under construction (4) | Completed (5) | No. on tenders approved (6) | No. under construction (7) | Completed (8) | No. under construction (9) | Completed (10) | |
| — | — | 201 | 30 | 171 | — | — | — | — | — | 26 |
| — | 23 | 314 | 82 | 232 | — | — | — | — | — | 17 |
| — | 130 | 150 | 58 | 92 | — | — | — | — | — | 14 |
| — | — | 180 | 44 | 106 | — | — | — | — | — | 12 |
| — | 70 | 193 | 67 | 126 | — | — | — | — | — | 11 |
| 126 | 14 | 596 | 30 | 534 | — | — | — | — | — | 20 |
| 48 | 181 | 578 | 146 | 414 | — | — | — | — | — | 41 |
| — | 83 | 531 | 105 | 404 | — | — | — | — | — | 27 |
| 16 | 118 | 238 | 58 | 132 | — | — | — | — | — | 16 |
| — | 76 | 88 | 40 | 34 | — | — | — | — | — | 10 |
| — | 104 | 330 | 48 | 254 | — | — | — | — | — | 29 |

(continued)

| Housing Authority | Temporary Houses Completed | Private Builders—Permanent Housing | | | | |
|---------------------------|----------------------------|---|-------------------------|----------------|------------------------------------|----------------|
| | | Total No. on Licences and Approvals issued (14) | New Dwellings | | Rebuilding War Destroyed Dwellings | |
| | | | Under construction (15) | Completed (16) | Under construction (17) | Completed (18) |
| Name (12) | (13) | (14) | (15) | (16) | (17) | (18) |
| Sussex, West—cont. | | | | | | |
| URBAN DISTRICTS | | | | | | |
| Bognor Regis | — | 220 | 26 | 172 | 3 | 17 |
| Horsham | — | 98 | 17 | 67 | 1 | 13 |
| Littlehampton | — | 36 | 3 | 26 | 1 | 3 |
| Shoreham-by-Sea | 30 | 124 | 20 | 104 | — | — |
| Southwick | 50 | 51 | 10 | 30 | 1 | 10 |
| RURAL DISTRICTS | | | | | | |
| Chanctonbury | 50 | 215 | 25 | 185 | — | 5 |
| Chichester | 25 | 168 | 36 | 113 | 3 | 7 |
| Horsham | 73 | 168 | 36 | 126 | 3 | — |
| Midhurst | — | 79 | 24 | 47 | — | — |
| Petworth | — | 58 | 16 | 42 | — | — |
| Worthing | 18 | 260 | 14 | 219 | — | 15 |

INDEX

| REGIONS | | PAGE | | | PAGE |
|-----------------------|-------|------|---|-------|------|
| East and West Ridings | | 8 | Huntingdon | | 26 |
| Eastern | | 20 | Kent—part in London Region | | 32 |
| London | | 30 | Kent—part in South Eastern Region | | 70 |
| Midlands | | 56 | Lancaster | | 66 |
| Northern | | 2 | Leicester | | 16 |
| North Midlands | | 14 | Lincoln (Parts of Holland) | | 16 |
| North Western | | 62 | Lincoln (Parts of Kesteven) | | 16 |
| South Eastern | | 70 | Lincoln (Parts of Lindsey) | | 18 |
| Southern | | 34 | London | | 30 |
| South Western | | 40 | Merioneth | | 54 |
| Wales | | 48 | Middlesex | | 30 |
| | | | Monmouth | | 54 |
| | | | Montgomery | | 56 |
| | | | Norfolk | | 26 |
| | | | Northampton | | 18 |
| | | | Northumberland | | 4 |
| | | | Nottingham | | 20 |
| | | | Oxford | | 38 |
| | | | Pembroke | | 56 |
| | | | Peterborough, Soke of | | 20 |
| | | | Radnor | | 56 |
| | | | Rutland | | 20 |
| | | | Salop (Shropshire) | | 58 |
| | | | Somerset | | 44 |
| | | | Southampton (Hampshire) | | 38 |
| | | | Stafford | | 58 |
| | | | Suffolk (East) | | 28 |
| | | | Suffolk (West) | | 28 |
| | | | Surrey—part in London Region | | 34 |
| | | | Surrey—part in South Eastern Region | | 74 |
| | | | Sussex (East) | | 74 |
| | | | Sussex (West) | | 74 |
| | | | Warwick | | 60 |
| | | | Westmorland | | 6 |
| | | | Wight, Isle of | | 40 |
| | | | Wilts | | 46 |
| | | | Worcester | | 62 |
| | | | York (North Riding)—in Northern Region | | 6 |
| | | | York (East Riding)—in East and West Ridings Region | | 8 |
| | | | York (West Riding)—in East and West Ridings Region | | 10 |

ADMINISTRATIVE COUNTIES

| | | |
|---------------------------------|-------|----|
| Anglesey | | 48 |
| Bedford | | 20 |
| Berks | | 34 |
| Brecknock | | 48 |
| Buckingham | | 36 |
| Caernarvon | | 48 |
| Cambridge | | 22 |
| Cardigan | | 50 |
| Carmarthen | | 50 |
| Chester | | 62 |
| Cornwall | | 40 |
| Cumberland | | 2 |
| Denbigh | | 50 |
| Derby (less High Peak District) | | 14 |
| Derby (High Peak District) | | 64 |
| Devon | | 42 |
| Dorset | | 36 |
| Durham | | 2 |
| Ely, Isle of | | 22 |
| Essex—part in Eastern Region | | 22 |
| Essex—part in London Region | | 32 |
| Flint | | 52 |
| Gloucester | | 44 |
| Glamorgan | | 52 |
| Hereford | | 56 |
| Hertford—part in Eastern Region | | 24 |
| Hertford—part in London Region | | 32 |

Crown Copyright Reserved

LONDON

PRINTED AND PUBLISHED BY HIS MAJESTY'S STATIONERY OFFICE

To be purchased directly from H.M. Stationery Office at the following addresses:
 York House, Kingsway, London, W.C.2; 13a Castle Street, Edinburgh, 2;
 39 King Street, Manchester, 2; 2 Edmund Street, Birmingham, 3;
 1 St. Andrew's Crescent, Cardiff; Tower Lane, Bristol, 1;
 80 Chichester Street, Belfast

OR THROUGH ANY BOOKSELLER

1949

Price 1s 3d net

S.O. Code No. 32-370-9-49

PRINTED IN GREAT BRITAIN

(91265) Wt. 46/15 K39 11/49 Hw.

BRITISH LIBRARY

-5 DEC 1949

OF POLITICAL AND
ECONOMIC SCIENCE.

MINISTRY OF HEALTH

DEPARTMENT OF HEALTH FOR SCOTLAND

HOUSING SUMMARY

31st October, 1949

Presented by the Minister of Health and the Secretary of
 State for Scotland to Parliament
 by Command of His Majesty
 November 1949

LONDON

HIS MAJESTY'S STATIONERY OFFICE

ONE PENNY NET

Cmd. 7833

Total Provision of Housing Accommodation in Great Britain as at 31st October, 1949

SUMMARY

The total number of new houses, flats, and other family units of accommodation provided under the post-war housing programme has been as follows:—

| | At 31st October, 1949 | | | For the month of October, 1949 | | |
|---|-----------------------|----------------|------------------|--------------------------------|--------------|---------------|
| | England and Wales | Scotland | Great Britain | England and Wales | Scotland | Great Britain |
| New Permanent Houses and Flats | | | | | | |
| Local Authorities | 389,620 | 54,240* | 443,860 | 11,344 | 2,010* | 13,354 |
| Private Builders | 91,650 | 4,366 | 96,016 | 2,183 | 50† | 2,233 |
| Housing Associations | 3,908 | 102 | 4,010 | 103 | 4† | 107 |
| Government Departments | 6,455 | 493 | 6,948 | 300 | 44 | 344 |
| Rebuilding war destroyed dwellings— | | | | | | |
| Local Authorities | 8,107 | 758 | 8,865 | 56 | 13 | 69 |
| Under Licence | 29,572 | 148 | 29,720 | 324 | 2† | 326 |
| Total | 529,312 | 60,107 | 589,419 | 14,310 | 2,123 | 16,433 |
| Temporary Houses | | | | | | |
| Local Authorities | 124,455 | 32,156 | 156,611 | — | — | — |
| Government Departments | 515 | 20 | 535 | — | — | — |
| Use of Existing Premises | | | | | | |
| Conversions and adaptations— | | | | | | |
| Local Authorities | 44,075 | 83 | 44,158 | 171 | — | 171 |
| Under Licence | 73,706 | 4,812 | 78,518 | 830 | 80 | 910 |
| Government Departments | 657 | 175 | 832 | 5 | — | 5 |
| Repair of unoccupied war damaged dwellings— | | | | | | |
| Local Authorities | 109,026 | — | 109,026 | 22 | — | 22 |
| Under Licence | 32,234 | — | 32,234 | 343 | — | 343 |
| Requisitioned Properties | 24,612 | 3,532 | 28,144 | — 249 | — 5 | — 254 |
| Temporary huts | 3,062 | — | 3,062 | — 20 | — | — 20 |
| Service Camps— | | | | | | |
| Local Authorities | 20,585 | 3,370 | 23,955 | 28 | 97 | 125 |
| Government Departments | 225 | 929 | 1,154 | — | — 14 | — 14 |
| Grand Total | 962,464 | 105,184 | 1,067,648 | 15,440 | 2,281 | 17,721 |

* Includes houses completed by Scottish Special Housing Association.
† Provisional.

BRITISH LIBRARY
- 6 FEB 1950
OF POLITICAL AND
ECONOMIC SCIENCE



MINISTRY OF HEALTH

Housing Return for England and Wales 31st December, 1949

*Presented by the Minister of Health to Parliament
by Command of His Majesty
February 1950*

LONDON
HIS MAJESTY'S STATIONERY OFFICE

SIXPENCE NET

Cmd. 7871

(1) S [42(HA 301)]
(2) 42 (R415)

Total Provision of Housing Accommodation in Great Britain as at 31st December, 1949

SUMMARY

The total number of new houses, flats, and other family units of accommodation provided under the post-war housing programme has been as follows:—

| | At 31st December, 1949 | | | For the month of December, 1949 | | |
|---|---------------------------|----------------|------------------|------------------------------------|--------------|------------------|
| | England and Wales | Scotland | Great Britain | England and Wales | Scotland | Great Britain |
| New Permanent Houses and Flats | | | | | | |
| Local Authorities | 412,664 | 58,981* | 471,645 | 11,561 | 2,842* | 14,403 |
| Private Builders | 96,040 | 4,482 | 100,522 | 2,224 | 61 | 2,285 |
| Housing Associations | 4,109 | 106 | 4,215 | 98 | 2 | 100 |
| Government Departments | 7,107 | 604 | 7,711 | 302 | 48 | 350 |
| Rebuilding war destroyed dwellings— | | | | | | |
| Local Authorities | 8,200 | 758 | 8,958 | 40 | — | 40 |
| Under Licence | 30,141 | 155 | 30,296 | 251 | 7 | 258 |
| Total | 558,261 | 65,086 | 623,347 | 14,476 | 2,960 | 17,436 |
| Temporary Houses | | | | | | |
| Local Authorities | 124,455 | 32,156 | 156,611 | — | — | — |
| Government Departments | 515 | 20 | 535 | — | — | — |
| Use of Existing Premises | | | | | | |
| Conversions and Adaptations— | | | | | | |
| Local Authorities | 44,371 | 83 | 44,454 | 128 | — | 128 |
| Under Licence | 75,403 | 4,977 | 80,380 | 875 | 83 | 958 |
| Government Departments | 681 | 182 | 863 | 16 | 1 | 17 |
| Repair of unoccupied war damaged dwellings— | | | | | | |
| Local Authorities | 109,064 | — | 109,064 | 26 | — | 26 |
| Under Licence | 32,590 | — | 32,590 | 174 | — | 174 |
| Requisitioned Properties | 24,023 | 3,516 | 27,539 | —336 | —14 | —350 |
| Temporary huts | 3,041 | — | 3,041 | —13 | — | —13 |
| Service Camps— | | | | | | |
| Local Authorities | 21,258 | 3,515 | 24,773 | 446 | 5 | 451 |
| Government Departments | 225 | 897 | 1,122 | — | —3 | —3 |
| Grand Total | 993,887 | 110,432 | 1,104,319 | 15,792 | 3,032 | 18,824 |

* Includes houses completed by Scottish Special Housing Association.

Housing Return for England and Wales as at 31st December, 1949

The figures in this return show the position up to 31st December, 1949, and relate from 1st April, 1945. The return includes an Appendix A giving general tables relating to England and Wales as a whole and to various subdivisions by types of authority and by geographical distribution.

A detailed statement for each of the 1,470 housing authorities will shortly be published as a separate document (Appendix B).

TOTAL PROVISION OF HOUSING ACCOMMODATION

The total number of new permanent houses, flats, temporary houses and other family units of accommodation provided has been as follows:—

| | At 30th S pt., 1949 | At 31st Dec., 1949 | Increase |
|--|---------------------------|--------------------------|---------------|
| New Permanent Houses (a) | | | |
| Local Authorities | 378,276 | 412,664 | 34,388 |
| Private Builders | 89,467 | 96,040 | 6,573 |
| Housing Associations | 3,805 | 4,109 | 304 |
| Government Departments | 6,155 | 7,107 | 952 |
| Rebuilding of war destroyed houses— | | | |
| Local Authorities | 8,051 | 8,200 | 149 |
| Private Builders under licence | 29,248 | 30,141 | 893 |
| | 515,002 | 558,261 | 43,259 |
| Temporary Houses | | | |
| Local Authorities | 124,455 | 124,455 | — |
| Government Departments | 515 | 515 | — |
| Use of Existing Premises | | | |
| Conversion and adaptation of existing premises— | | | |
| Local Authorities | 43,904 | 44,371 | 467 |
| Private Builders under licence (b) | 72,876 | 75,403 | 2,527 |
| Government Departments | 652 | 681 | 29 |
| Repair of unoccupied (i.e., severely damaged) war damaged dwellings— | | | |
| Local Authorities | 109,004 | 109,064 | 60 |
| Private Builders under licence (b) | 31,891 | 32,590 | 699 |
| | 258,327 | 262,109 | 3,782 |
| Unoccupied houses requisitioned for residential purposes | 24,861 | 24,023 | —838 |
| Temporary Huts (c) | 3,082 | 3,041 | —41 |
| Service Camps— | | | |
| Local Authorities | 20,557 | 21,258 | 701 |
| Government Departments | 225 | 225 | — |
| Grand Total | 947,024 | 993,887 | 46,863 |

(a) Throughout this Return "Permanent houses" includes flats.

(b) Relates to accommodation provided since 1st April, 1946.

(c) All in the London Region.

Besides the total provision of additional accommodation as set out above, 775,000 dwellings which were damaged during the war but not so severely as to be unfit for occupation have been repaired by local authorities since April, 1945. The number repaired by private builders under licence is not known.

See Appendix A, Summary Tables A and B.

HOUSES UNDER CONSTRUCTION

The number of new permanent houses and flats under construction at 30th September, 1949, and at 31st December, 1949, was as follows:—

| | At 30th Sept., 1949 | At 31st Dec., 1949 | Increase or decrease |
|---------------------------------------|---------------------------|--------------------------|-------------------------|
| New Permanent Houses | | | |
| Local Authorities— | | | |
| Other than Aluminium | 134,740 | 135,310 | 570 |
| Private Builders | 20,263 | 20,248 | — 15 |
| Housing Associations | 1,299 | 1,312 | 13 |
| Government Departments | 4,166 | 4,325 | 159 |
| Rebuilding of war destroyed houses— | | | |
| Local Authorities | 310 | 177 | —133 |
| Private Builders under licence | 3,268 | 2,667 | —601 |
| | 164,046 | 164,039 | — 7 |
| Aluminium | 24 | 16 | — 8 |
| | 164,070 | 164,055 | — 15 |

See Appendix A, Summary Table C.

ACQUISITION AND DEVELOPMENT OF PERMANENT HOUSING SITES—LOCAL AUTHORITIES

The position at 31st December, 1949, compared with that at 31st July, 1945, and that at 30th September, 1949, was as follows:—

| | 31st July, 1945 | 30th Sept., 1949 | 31st Dec., 1949 |
|--|--------------------|---------------------|--------------------|
| Sites of which right of entry obtained | 305,230 | 913,633 | 945,192 |
| Site development begun | 107,825 | 409,053 | 427,072 |
| Site development completed | — | 333,874 | 348,855 |
| Development concurrent with erection of dwellings—layout plans approved | — | 356,998 | 376,702 |

See Appendix A, Table 1.

|| Estimated.

PERMANENT HOUSES—LOCAL AUTHORITIES

The following figures show the progress made on the construction of permanent houses by local authorities by 31st December, 1949, compared with 31st July, 1945, and 30th September, 1949. Non-Traditional houses other than permanent aluminium houses, and experimental houses erected by the Ministry of Works have been included:—

| | 31st July, 1945 | 30th Sept., 1949 | 31st Dec., 1949 |
|---|--------------------|---------------------|--------------------|
| Tenders authorised to be obtained | 21,687 | 578,212 | 614,317 |
| Tenders approved | 731 | 547,652 | 590,549 |
| Tenders rejected | Nil | 27,111 | 27,865 |
| Houses—construction begun | Nil | 499,563 | 534,513 |
| Houses under construction at end of period | Nil | 134,740 | 135,310 |
| Houses completed | Nil | 364,823 | 399,203 |

The figures shown above do not include houses built in replacement of those destroyed during the war, which are shown separately on page 6.

Appendix A, Table 2, contains information in respect of building schemes for all permanent houses, except permanent aluminium houses. This information is shown in Tables 2 (a) and 2 (b) for traditional and non-traditional types respectively, the sum of these two Tables being shown at Table 2.

PERMANENT NON-TRADITIONAL HOUSES—LOCAL AUTHORITIES (except Permanent Aluminium Houses)

With the object of accelerating the rate at which houses can be erected a number of methods of house construction have been evolved which, for ease of reference, are known as “non-traditional”. In Appendix A, Table 8, a list of the main types is given, together with details regarding the numbers of each type for which tenders have been approved and the numbers completed. Information regarding the development of sites and the preparation of housing schemes for non-traditional houses is included in the figures shown in Appendix A, Tables 1, 2, 6 and 7, and is shown in detail in Table 2b.

The position as at 31st December, 1949, compared with that at 30th September, 1949, was as follows:—

| | 30th Sept., 1949 | 31st Dec., 1949 |
|---|---------------------|--------------------|
| Tenders approved | 112,708 | 118,044 |
| Houses—construction begun | 107,588 | 111,130 |
| Houses under construction at end of period | 17,473 | 15,268 |
| Houses completed | 90,115 | 95,862 |

See Appendix A, Tables 2b and 8.

PERMANENT ALUMINIUM HOUSES—LOCAL AUTHORITIES

Since the erection of permanent Aluminium houses does not make the same calls on building labour and materials as do other houses, details in respect of this type are shown separately.

The position at 31st December, 1949, compared with that at 30th September, 1949, was as follows:—

| | 30th Sept., 1949 | 31st Dec., 1949 |
|---|---------------------|--------------------|
| Tenders approved | 13,461 | 13,461 |
| Houses—construction begun | 13,461 | 13,461 |
| Houses under construction at end of period, including slabbing | 8 | — |
| Houses completed | 13,453 | 13,461 |

See Appendix A, Table 2c.

PERMANENT HOUSES—PRIVATE BUILDERS

The number of houses on licences issued to private persons and the number of houses completed have been as follows up to the end of September and December, 1949, respectively:—

| | 30th Sept., 1949 | 31st Dec., 1949 |
|---|---------------------|--------------------|
| Number of houses on licences issued | 114,503 | 121,077 |
| Houses—construction begun | 109,730 | 116,288 |
| Houses under construction at end of period | 20,263 | 20,248 |
| Houses completed | 89,467 | 96,040 |

See Appendix A, Table 3a.

The figures shown above do not include houses built in replacement of those destroyed during the war, which are shown separately on page 6. In addition to the houses on licences issued, approval has been given for 1,543 houses to be built under Section 3 of the Housing (Financial Provisions) Act, 1938, and 129 houses were approved prior to 1st February, 1947, on which the work was to be done without valuable consideration; these houses are, however, included in the numbers of houses under construction and completed that are shown above.

The total number of houses on licences issued has been arrived at after allowing for those licences notified as having lapsed.

PERMANENT HOUSES—HOUSING ASSOCIATIONS

The number of houses to be built under agreement with local authorities or on licences issued and the number of houses completed to the end of September, and December, 1949, respectively, have been as follows:—

| | 30th Sept., 1949 | 31st Dec., 1949 |
|---|---------------------|--------------------|
| Number of houses under agreement with local authorities | 6,037 | 6,305 |
| Number of houses on licences issued | 163 | 163 |
| Houses—construction begun | 5,104 | 5,421 |
| Houses under construction at end of period | 1,299 | 1,312 |
| Houses completed | 3,805 | 4,109 |

See Appendix A, Table 3b.

HOUSING BY GOVERNMENT DEPARTMENTS

The construction of houses and the conversion or adaptation of premises into family units of accommodation is authorised by Government Departments for the families of police, prison staffs, the Defence Services and other Government employees. The number of new permanent houses for which tenders have been approved, the number under construction and the number completed to the end of September and December, 1949, respectively, have been as follows:—

| | 30th S. pt., 1949 | 31st Dec., 1949 |
|---|----------------------|--------------------|
| Tenders approved | 11,773* | 14,013 |
| Houses—construction begun | 10,140 | 11,251 |
| Houses under construction at end of period | 4,166 | 4,325 |
| Houses completed | 5,974 | 6,926 |

In addition to the number of houses shown above tenders have been approved for the erection of 201 permanent Aluminium houses of which 181 had been completed and 16 were under construction by the 31st December.

The number of family units of accommodation provided by the conversion or adaptation of existing premises to the end of December was 681.

* Revised.

REBUILDING OF WAR DESTROYED HOUSES

The rebuilding of war destroyed houses by private builders can be undertaken only under licence. Rebuilding by local authorities can be begun with the approval of the Ministry of Health and War Damage Commission. The position at the end of December, 1949, compared with that at the end of September, 1949, was as follows:—

| | 30th Sept., 1949 | 31st Dec., 1949 |
|---|---------------------|--------------------|
| Local Authorities—Houses approved | 8,398 | 8,410 |
| Private Builders—Houses on licences issued | 33,099 | 33,441 |
| Houses—construction begun— | | |
| Local Authorities | 8,361 | 8,377 |
| Private builders | 32,516 | 32,808 |
| Houses under construction at end of period— | | |
| Local Authorities | 310 | 177 |
| Private builders | 3,268 | 2,667 |
| Houses completed— | | |
| Local Authorities | 8,051 | 8,200 |
| Private builders | 29,248 | 30,141 |

See Appendix A, Table 4a.

TEMPORARY HOUSES

The total number of temporary houses allocated to local authorities was 124,455 and the programme was completed in December, 1948. In addition, 515 temporary houses were allocated to Government Departments. This programme was completed in January, 1949.

USE OF EXISTING PREMISES

Apart from new building, additional accommodation for family units has also been provided by local authorities and by private builders under licence by the repair or adaptation of existing premises.

Information relating to accommodation provided by private builders under licence became available for the first time in April, 1946. That in respect of the repair of unoccupied war damaged dwellings may be incomplete for a few local authorities and the figures quoted are subject to adjustment. The position at the end of December, 1949, was as follows:—

| | Family Units of accommodation provided | | | |
|--|--|---|-----------------------|--|
| | On contracts let 1st January, 1946, to 31st Dec., 1949 | 1st January, 1946, to 30th Sept., 1949 | Oct. to Dec., 1949 | Total April, 1945 to Dec., 1949 |
| <i>Local Authorities</i> | | | | |
| Conversions and adaptations | 35,179 | 35,298 | 467 | 44,371 |
| Repair of unoccupied war-damaged dwellings ... | 35,953 | 48,187 | 60 | 109,064 |
| | | | | |
| | Family Units of accommodation provided | | | |
| | On licences issued 1st January, 1946, to 31st Dec., 1949 | 1st April, 1946, to 30th Sept., 1949 | Oct. to Dec., 1949 | Total April, 1946 to Dec., 1949 |
| <i>Private Builders under licence</i> | | | | |
| Conversions and adaptations | 86,573 | 72,876 | 2,527 | 75,403 |
| Repair of unoccupied war-damaged dwellings ... | 62,069 | 31,891 | 699 | 32,590 |

See Appendix A, Tables 4b and 5.

|| Estimate.

OTHER HOUSING ACCOMMODATION

A total of 32,516 flats and houses of less than 12 rooms was released from occupation by the Services and Government Departments over the period 1st May, 1945, to 31st December, 1949. Some of the dwellings on release were taken over by the local authorities.

The total number of requisitioned dwellings held by local authorities for residential purposes was 92,449 at the end of December; of these 60,264 were situated in the London region.

Between 1st April, 1945, and 30th September, 1949, there was a net increase in unoccupied houses requisitioned by local authorities for residential purposes of 24,861 and a net decrease of 838 in October–December, 1949, making a net increase of 24,023 houses in the 57 months to 31st December, 1949.

SERVICE CAMPS—TEMPORARY ACCOMMODATION

In addition to accommodation referred to above, there were at 31st December, 1949, 24,019 families occupying accommodation in 1,489 camps redundant to the needs of the Services or Government Departments, which had been offered to local authorities for housing purposes and were considered suitable for those purposes. In the main these camps had been taken over by local authorities as part of their pool of housing accommodation or were being managed by them on behalf of the Ministry of Health.

Those family units of accommodation included in the number quoted above that are shown in the Summary on page 3, are at least up to the standard of the temporary accommodation already included in the Summary.

Accommodation for a further 741 families was occupied in 94 camps which are still required for Government purposes, or are unsuitable for housing, or are still subject to decision as to their future use.

Accommodation in camps remaining under the control of Service Departments has been provided for 225 families of men serving in the Forces.

HOUSES LET TO COAL MINERS AND AGRICULTURAL WORKERS

The number of new permanent and temporary houses built by local authorities that have been let to miners and agricultural workers up to the end of December, 1949, was as follows:—

| | Coal Miners | | Agricultural Workers | | |
|-----------------------------|----------------------------|-----------------------------|----------------------|------------------|-------|
| | Permanent Houses Aluminium | Temporary Houses All others | Permanent Houses | Temporary Houses | |
| October–December, 1949 ... | 3 | 2,016 | — | 1,622 | — |
| Total to end December, 1949 | 6,924 | 25,263 | 2,508 | 20,798 | 1,005 |

The total number of houses let to agricultural workers and coal miners relate from 1st April, 1945, and 1st April, 1947, respectively.

HOUSING LABOUR FORCE

The estimate of 199,700 operatives aged 16 and over employed on the construction of new permanent houses in England and Wales at the end of December may be incomplete and, therefore, subject to adjustment. It should be noted that this estimate relates to operatives engaged both on the construction of permanent houses and on the preparation of housing sites.

See Appendix A, Table 9.

SOFTWOOD TIMBER

Details of imports and home production of softwood timber are included in Appendix A, and relate to the United Kingdom as a whole. It should be noted that supplies are utilised not only for the construction of new dwellings but also for repairs and building work other than house building.

See Appendix A, Table 10.

APPENDIX A—NOTES

The material contained in this Return is derived from a census of the housing position at 31st December, 1945, and the reports of subsequent progress completed by the local authorities. Certain information is obtained from Government Departments. Reports of progress in December were due to be received by the 5th January, 1950. Reports received after 14th January arrived too late to be included in the figures shown in this report. By 14th January, 1950, 1,457 reports had been received.

Classification of Urban and Rural Authorities

The classification of Urban Authorities other than the L.C.C. and Metropolitan Boroughs into Large Towns and Cities, Medium Towns and Cities and Small Towns has been made in terms of population. The classification has been made as follows based on the estimated population at mid-1939 as returned by the Registrar General.

| | |
|--------------------------------|------------------------------|
| Large Towns and Cities | over 75,000 |
| Medium Towns and Cities | over 25,000 and up to 75,000 |
| Small Towns | 25,000 and under |

The Rural Authorities comprise all Rural District Councils.

The total population of England and Wales as at mid-1939 is divided between the various groups of cities and towns and Rural Authorities as follows:—

| | Number of Housing Authorities | Estimated Population | Percentage of total in England and Wales |
|---|-------------------------------|----------------------|--|
| Urban Areas | | | |
| Large Towns and Cities | 81 | 14,655,000 | 35·3 |
| Medium Towns and Cities | 218 | 9,116,000 | 22·0 |
| Small Towns | 665 | 6,399,000 | 15·4 |
| L.C.C. and Metropolitan Boroughs ... | 30 | 4,013,000 | 9·7 |
| Rural Authorities | 476 | 7,277,000 | 17·6 |
| Total | 1,470 | 41,460,000 | 100·0 |

Regions

The description and composition of the Regions are as follows:—

Northern Cumberland, Durham, Northumberland, Westmorland and the North Riding of Yorkshire.

East and West Ridings The East and West Ridings of Yorkshire.

North Midlands Derbyshire (except the High Peak District), Leicestershire, Lincolnshire, Northamptonshire (including the Soke of Peterborough), Nottinghamshire and Rutland.

Eastern Bedfordshire, Cambridgeshire (including the Isle of Ely), Essex, Hertfordshire, Huntingdonshire, Norfolk and Suffolk, except such parts of Essex and Hertfordshire as are within the London Region.

| | |
|----------------------|---|
| London | London (Administrative County), Middlesex and parts of Kent, Essex, Hertfordshire and Surrey. |
| Southern | Berkshire, Buckinghamshire, Dorset, Hampshire (including the Isle of Wight) and Oxfordshire. |
| South Western | Cornwall, Devon, Gloucestershire, Somerset and Wiltshire and Isles of Scilly. |
| Wales | The whole of Wales and Monmouthshire. |
| Midlands | Herefordshire, Shropshire, Staffordshire, Warwickshire and Worcestershire. |
| North Western | Cheshire, Lancashire and the High Peak District of Derbyshire. |
| South Eastern | Sussex, Kent and Surrey except such parts of Kent and Surrey as are within the London Region. |

The total population of England and Wales as at mid-1939 is divided between the Regions as follows:—

| | Number of Housing Authorities | Population at Mid-1939 | Percentage of total in England and Wales |
|------------------------------|-------------------------------|------------------------|--|
| Northern | 123 | 3,003,100 | 7.3 |
| East and West Ridings | 118 | 3,975,700 | 9.6 |
| North Midlands | 131 | 3,065,100 | 7.4 |
| Eastern | 159 | 2,691,400 | 6.5 |
| London | 96 | 8,746,500 | 21.1 |
| Southern | 109 | 2,317,400 | 5.6 |
| South Western | 168 | 2,672,700 | 6.5 |
| Wales | 168 | 2,465,200 | 5.9 |
| Midlands | 121 | 3,986,500 | 9.6 |
| North Western | 178 | 6,236,500 | 15.0 |
| South Eastern | 99 | 2,299,900 | 5.5 |
| Total | 1,470 | 41,460,000 | 100.0 |

Tables 6 and 7

Table 6 shows the numbers of sites at different stages from the initial stage of selection to the stage when the site is available for construction. Table 7 shows the number of houses at different stages towards completion beginning with the preparation of house plans.

Between the selection of the site and the completion of houses ready for occupation there is a long chain of events equivalent to the "pipeline" of materials and components of mass production in the engineering industry.

In general a proposal to use a site for housing requires consideration from the point of view of regional and town planning, local transport facilities and so on. The site has then to be acquired, a layout agreed, and roads, sewers and other services provided. The actual construction of the houses themselves is the final process in the chain of production, which also, of course, comprises the fabrication of building materials and components ready for use.

Many of the initial stages in the erection of houses such as the preparation of house plans, bills of quantities and the chain of events leading to the acceptance of a tender are, in many cases, undertaken concurrently with the work of developing the corresponding sites.

SUMMARY TABLE "A"

TOTAL PROVISION OF HOUSING ACCOMMODATION IN ENGLAND AND WALES

Unit = Number of Dwellings and Family Units of Accommodation

| | New Permanent Houses | Temporary Houses | Conversions and Adaptations | Repair of unoccupied War Damaged Houses | Temporary Huts | Service Camps | Requisitioned Properties | Total |
|---------------------------------------|----------------------|------------------|-----------------------------|---|----------------|---------------|--------------------------|----------------|
| (1) | (2) | (3) | (4) | (5) | (6) | (7) | (8) | (9) |
| A. Number in specified periods | | | | | | | | |
| Total to end December, 1945 | 1,445 | 8,939 | 8,606 | 60,817 | 2,822 | ... | 15,078 | 97,707 |
| Jan.-Dec., 1946 | 51,090 | 70,931 | 35,994 | 46,420 | 658 | 9,241 | 10,233 | 224,567 |
| Jan.-Dec., 1947 | 127,541 | 34,351 | 35,027 | 19,774 | — | 4,967 | 2,464 | 224,124 |
| Jan.-June, 1948 | 103,111 | 9,216 | 14,963 | 5,621 | — | 3,785 | —320 | 136,376 |
| July-Dec., 1948 | 103,294 | 1,530 | 12,310 | 4,178 | — | 1,756 | —927 | 122,141 |
| Jan.-Mar., 1949 | 46,257 | 3 | 3,546 | 1,767 | — | 626 | —551 | 51,648 |
| Apr.-June, 1949 | 41,607 | — | 3,556 | 1,310 | —344 | 421 | —498 | 46,052 |
| July-Sept., 1949 | 40,657 | — | 3,430 | 1,008 | —54 | —14 | —618 | 44,409 |
| Oct.-Dec., 1949 | 43,259 | — | 3,023 | 759 | —41 | 701 | —838 | 46,865 |
| Total to end December | 558,261 | 124,970 | 120,455 | 141,654 | 3,041 | 21,483 | 24,023 | 993,887 |

B. Total to end December classified by Urban and Rural Areas

| Urban Areas | | | | | | | | |
|--------------------------------------|---------|--------|--------|--------|-----|-----|-----|-----|
| Large Towns and Cities ... | 147,021 | 52,351 | 25,590 | 40,793 | ... | ... | ... | ... |
| Medium Towns and Cities ... | 133,881 | 29,931 | 25,753 | 19,903 | ... | ... | ... | ... |
| Small Towns | 121,418 | 17,465 | 19,419 | 5,097 | ... | ... | ... | ... |
| L.C.C. and Metropolitan Boroughs ... | 35,005 | 15,225 | 25,588 | 73,730 | ... | ... | ... | ... |
| Rural Authorities | 120,936 | 9,998 | 24,105 | 2,131 | ... | ... | ... | ... |

C. Total to end December classified by Regions

| Region | | | | | | | | |
|---------------------------|--------|--------|--------|---------|-------|-------|-------|---------|
| Northern ... | 49,992 | 8,110 | 3,583 | 223 | — | 1,607 | 222 | 63,737 |
| East and West Ridings ... | 43,586 | 11,578 | 5,648 | 2,230 | — | 1,319 | 785 | 65,146 |
| North Midlands ... | 51,309 | 6,971 | 5,398 | 512 | — | 4,747 | 885 | 69,822 |
| Eastern ... | 50,313 | 8,266 | 7,669 | 3,388 | — | 1,499 | 3,083 | 74,218 |
| London ... | 85,765 | 29,403 | 42,845 | 113,344 | 3,041 | 1,200 | 9,062 | 284,660 |
| Southern ... | 41,203 | 8,490 | 11,838 | 3,970 | — | 2,349 | 2,323 | 70,173 |
| South Western ... | 41,976 | 9,469 | 11,954 | 2,185 | — | 2,456 | 2,878 | 70,918 |
| Wales ... | 31,042 | 7,239 | 3,419 | 489 | — | 1,807 | 488 | 44,484 |
| Midlands ... | 56,756 | 12,544 | 4,393 | 449 | — | 1,256 | 701 | 76,099 |
| North Western ... | 66,293 | 16,061 | 6,987 | 2,441 | — | 1,544 | 792 | 94,118 |
| South Eastern ... | 40,026 | 6,839 | 16,721 | 12,423 | — | 1,699 | 2,804 | 80,512 |

New Permanent Houses (Column (2)) includes war destroyed houses rebuilt.

Information regarding accommodation provided in Service Camps and Requisitioned Properties classified by Urban and Rural Areas is not available.

The provision of accommodation in Requisitioned Properties shown in Section A, Col. (8), represents the net number provided during each period.

|| Estimate.

SUMMARY TABLE "B"

PERMANENT HOUSING—CONSTRUCTION COMPLETED IN
ENGLAND AND WALES

Unit = Number of Dwellings

| (1) | Aluminium houses (2) | Local Authorities (3) | Private Builders (4) | Housing Associations (5) | Government Departments (6) | Rebuilding of War Destroyed Houses | | Total (excluding Aluminium Houses) (9) |
|-----|-------------------------|--------------------------|-------------------------|-----------------------------|-------------------------------|------------------------------------|---------------------------------------|---|
| | | | | | | Local Authorities (7) | Private Builders Under Licence (8) | |

A. Number in specified periods

| | | | | | | | | |
|-----------------------------|--------|---------|--------|-------|-------|-------|--------|---------|
| Total to end December, 1945 | — | 366 | 901 | — | — | 142 | 36 | 1,445 |
| Jan.-Dec., 1946 | — | 18,633 | 26,780 | 96 | 72 | 2,569 | 2,940 | 51,090 |
| Jan.-Dec., 1947 | 138 | 83,477 | 30,202 | 860 | 488 | 2,952 | 9,424 | 127,403 |
| Jan.-June, 1948 | 3,318 | 78,671 | 11,612 | 793 | 795 | 1,205 | 6,717 | 99,793 |
| July-Dec., 1948 | 5,935 | 81,098 | 7,270 | 1,024 | 1,711 | 645 | 5,611 | 97,359 |
| Jan.-Mar., 1949 | 2,576 | 37,465 | 3,010 | 393 | 885 | 190 | 1,738 | 43,681 |
| Apr.-June, 1949 | 1,321 | 32,863 | 4,213 | 378 | 1,065 | 173 | 1,594 | 40,286 |
| July-Sept., 1949 | 346 | 32,250 | 5,479 | 261 | 958 | 175 | 1,188 | 40,311 |
| Oct.-Dec., 1949 | 8 | 34,380 | 6,573 | 304 | 952 | 149 | 893 | 43,251 |
| Total to end December | 13,642 | 399,203 | 96,040 | 4,109 | 6,926 | 8,200 | 30,141 | 544,619 |

B. Total to end December classified by Urban and Rural Areas

| | | | | | | | | |
|--------------------------------------|-------|---------|--------|-------|-------|-------|--------|---------|
| Urban Areas | | | | | | | | |
| Large Towns and Cities ... | 1,593 | 104,074 | 22,244 | 218 | 661 | 2,890 | 15,341 | 145,428 |
| Medium Towns and Cities ... | 4,031 | 93,638 | 23,466 | 741 | 1,011 | 1,290 | 9,704 | 129,850 |
| Small Towns | 3,601 | 91,042 | 22,477 | 1,459 | 1,128 | 278 | 1,433 | 117,817 |
| L.C.C. and Metropolitan Boroughs ... | — | 27,625 | 423 | 365 | 133 | 3,631 | 2,828 | 35,005 |
| Rural Authorities | 4,417 | 82,824 | 27,430 | 1,326 | 3,993 | 111 | 835 | 116,519 |

C. Total to end December classified by Regions

| Region | (2) | (3) | (4) | (5) | (6) | (7) | (8) | (9) |
|---------------------------|-------|--------|--------|-------|-------|-------|--------|--------|
| Northern ... | 2,141 | 39,507 | 5,026 | 1,795 | 664 | 238 | 621 | 47,851 |
| East and West Ridings ... | 1,838 | 33,021 | 7,223 | 8 | 225 | 362 | 909 | 41,748 |
| North Midlands | 2,125 | 36,290 | 11,758 | 124 | 663 | 41 | 308 | 49,184 |
| Eastern ... | 1,120 | 34,473 | 10,939 | 177 | 1,222 | 223 | 2,159 | 49,193 |
| London ... | 39 | 56,645 | 9,040 | 490 | 263 | 4,633 | 14,655 | 85,726 |
| Southern ... | 307 | 28,572 | 8,556 | 435 | 946 | 203 | 2,184 | 40,896 |
| South Western | 1,824 | 30,142 | 5,904 | 184 | 657 | 692 | 2,573 | 40,152 |
| Wales ... | 2,173 | 24,604 | 3,153 | 6 | 304 | 245 | 557 | 28,869 |
| Midlands ... | 1,376 | 39,155 | 11,918 | 622 | 600 | 609 | 2,476 | 55,380 |
| North Western | 430 | 50,112 | 11,884 | 222 | 908 | 618 | 2,119 | 65,863 |
| South Eastern | 269 | 26,682 | 10,639 | 46 | 474 | 336 | 1,580 | 39,757 |

Note.—The number of aluminium houses includes those for Local Authorities and Government Departments.
|| Estimate.

SUMMARY TABLE "C"

PERMANENT HOUSING—UNDER CONSTRUCTION IN
ENGLAND AND WALES

Unit = Number of Dwellings

| (1) | Aluminium houses (2) | Local Authorities (3) | Private Builders (4) | Housing Associations (5) | Government Departments (6) | Rebuilding of War Destroyed Houses | | Total (excluding Aluminium Houses) (9) |
|-----|-------------------------|--------------------------|-------------------------|-----------------------------|-------------------------------|------------------------------------|---------------------------------------|---|
| | | | | | | Local Authorities (7) | Private Builders Under Licence (8) | |

A. Number at end of specified periods

| | | | | | | | | |
|-----------------|-------|---------|--------|-------|-------|-------|--------|---------|
| December, 1945 | — | 12,788 | 5,000 | ... | ... | 1,944 | | 19,732 |
| December, 1946 | — | 124,837 | 30,461 | 475 | 1,310 | 3,533 | 10,730 | 171,346 |
| December, 1947 | 2,359 | 168,803 | 19,192 | 1,657 | 2,406 | 2,003 | 12,432 | 206,493 |
| June, 1948 | 5,346 | 141,023 | 10,651 | 1,540 | 3,206 | 1,128 | 9,204 | 166,752 |
| December, 1948 | 2,844 | 126,973 | 11,456 | 1,182 | 3,670 | 659 | 5,835 | 149,775 |
| March, 1949 | 1,183 | 125,085 | 15,201 | 1,097 | 3,774 | 545 | 4,759 | 150,461 |
| June, 1949 | 354 | 127,539 | 19,077 | 1,113 | 3,976 | 424 | 3,849 | 155,978 |
| September, 1949 | 24 | 134,740 | 20,263 | 1,299 | 4,166 | 310 | 3,268 | 164,046 |
| December, 1949 | 16 | 135,310 | 20,248 | 1,312 | 4,325 | 177 | 2,667 | 164,039 |

B. Number at end December classified by Urban and Rural Areas

| | | | | | | | | |
|--------------------------------------|----|--------|-------|-----|-------|----|-------|--------|
| Urban Areas | | | | | | | | |
| Large Towns and Cities ... | — | 34,479 | 5,503 | 156 | 466 | 57 | 1,226 | 41,887 |
| Medium Towns and Cities ... | — | 30,059 | 4,674 | 236 | 828 | 65 | 661 | 36,523 |
| Small Towns | — | 25,032 | 4,116 | 405 | 767 | 1 | 176 | 30,497 |
| L.C.C. and Metropolitan Boroughs ... | — | 20,018 | 739 | 136 | 38 | 53 | 557 | 21,541 |
| Rural Authorities | 16 | 25,722 | 5,216 | 379 | 2,226 | 1 | 47 | 33,591 |

C. Number at end December classified by Regions

| Region | (2) | (3) | (4) | (5) | (6) | (7) | (8) | (9) |
|---------------------------|-----|--------|-------|-----|-----|-----|-------|--------|
| Northern ... | — | 9,882 | 1,088 | 500 | 460 | — | 1 | 11,931 |
| East and West Ridings ... | — | 10,807 | 1,262 | 22 | 208 | 1 | 37 | 12,337 |
| North Midlands | — | 12,815 | 2,055 | 44 | 395 | — | 5 | 15,314 |
| Eastern ... | — | 11,027 | 1,965 | 73 | 654 | 5 | 118 | 13,842 |
| London ... | — | 28,624 | 2,648 | 232 | 196 | 104 | 1,448 | 33,252 |
| Southern ... | — | 7,967 | 1,836 | 137 | 477 | 18 | 261 | 10,696 |
| South Western | — | 9,453 | 1,574 | 68 | 490 | 19 | 393 | 11,997 |
| Wales ... | — | 7,380 | 1,164 | 35 | 250 | — | 59 | 8,888 |
| Midlands ... | — | 11,569 | 2,448 | 159 | 468 | 11 | 103 | 14,758 |
| North Western | 16 | 17,368 | 2,547 | 28 | 366 | 6 | 67 | 20,382 |
| South Eastern | — | 8,418 | 1,661 | 14 | 361 | 13 | 175 | 10,642 |

Note.—The number of aluminium houses includes those for Local Authorities and Government Departments.
|| Estimate.

SUMMARY TABLE "D"
PERMANENT HOUSING—TENDERS APPROVED AND LICENCES ISSUED
IN ENGLAND AND WALES

Unit = Number of Dwellings

| (1) | Aluminium Houses (2) | Local Authorities (3) | Private Builders (4) | Housing Associations (5) | Government Departments (6) | Rebuilding of War Destroyed Houses | | Total (excluding Aluminium Houses) (9) |
|---------------------------------------|----------------------|-----------------------|----------------------|--------------------------|----------------------------|------------------------------------|------------------------------------|--|
| | | | | | | Local Authorities (7) | Private Builders Under Licence (8) | |
| A. Number in specified periods | | | | | | | | |
| Total to end December, 1945 | — | 34,674 | 26,348 | 1,216 | ... | 6,341 | 16,697 | 320,069 |
| Jan.-Dec., 1946 | — | 186,024 | 46,663 | | 2,106 | | | |
| Jan.-Dec., 1947 | 13,461 | 94,196 | 17,246 | 2,808 | 2,082* | 1,472 | 10,080 | 127,884* |
| Jan.-June, 1948 | 201 | 43,318 | 2,430 | 742 | 1,354* | 331 | 2,717 | 50,892* |
| July-Dec., | — | 82,509 | 11,806 | 580 | 2,444 | 121 | 1,835 | 99,295 |
| Jan.-Mar., 1949 | — | 33,491 | 8,332 | 509 | 1,449 | 57 | 671 | 44,509 |
| Apr.-June, | — | 37,736 | 8,819 | 774 | 988 | 31 | 641 | 48,989 |
| July-Sept., | — | 44,014 | 7,015 | 391 | 1,350 | 45 | 458 | 53,273 |
| Oct.-Dec., | — | 43,775 | 7,265 | 268 | 2,240 | 12 | 342 | 53,902 |
| Total to end December | 13,662 | 590,549 | 122,749 | 6,468 | 14,013 | 8,410 | 33,441 | 775,630 |

B. Total to end December classified by Urban and Rural Areas

| Urban Areas | | | | | | | | |
|--------------------------------------|-------|---------|--------|-------|-------|-------|--------|---------|
| Large Towns and Cities ... | 1,593 | 155,977 | 29,543 | 663 | 1,298 | 2,956 | 16,867 | 207,304 |
| Medium Towns and Cities ... | 4,031 | 134,975 | 29,458 | 1,088 | 2,294 | 1,376 | 10,555 | 179,746 |
| Small Towns | 3,601 | 126,195 | 27,767 | 2,149 | 2,643 | 279 | 1,635 | 160,668 |
| L.C.C. and Metropolitan Boroughs ... | — | 54,961 | 1,328 | 626 | 171 | 3,685 | 3,469 | 64,240 |
| Rural Authorities | 4,437 | 118,441 | 34,653 | 1,942 | 7,607 | 114 | 915 | 163,672 |

C. Total to end December classified by Regions

| Region | | | | | | | | |
|---------------------------|-------|--------|--------|-------|-------|-------|--------|---------|
| Northern ... | 2,141 | 53,220 | 6,417 | 2,639 | 1,373 | 238 | 626 | 64,513 |
| East and West Ridings ... | 1,838 | 48,366 | 8,829 | 60 | 517 | 363 | 964 | 59,099 |
| North Midlands | 2,125 | 53,259 | 14,506 | 189 | 1,318 | 41 | 330 | 69,643 |
| Eastern ... | 1,120 | 49,222 | 13,511 | 321 | 2,125 | 235 | 2,320 | 67,734 |
| London ... | 39 | 96,337 | 12,575 | 847 | 481 | 4,747 | 16,520 | 131,507 |
| Southern ... | 307 | 40,013 | 10,987 | 635 | 2,084 | 223 | 2,460 | 56,402 |
| South Western | 1,828 | 42,735 | 7,766 | 278 | 1,454 | 711 | 3,014 | 55,958 |
| Wales ... | 2,173 | 37,706 | 4,519 | 105 | 677 | 245 | 619 | 43,871 |
| Midlands ... | 1,376 | 57,324 | 15,343 | 853 | 1,416 | 632 | 2,591 | 78,159 |
| North Western | 446 | 74,527 | 15,517 | 379 | 1,476 | 624 | 2,206 | 94,729 |
| South Eastern... | 269 | 37,840 | 12,779 | 162 | 1,092 | 351 | 1,791 | 54,015 |

Note.—The total numbers of houses (Columns (3), (4) and (5)) have been arrived at after allowing for tenders notified as withdrawn and for licences notified as having lapsed.

The number of aluminium houses on tenders approved includes those for Local Authorities and Government Departments.

* Revised.

TABLE No. 1
PERMANENT HOUSING—HOUSING AUTHORITIES IN
ENGLAND AND WALES

SITES—ACQUIRED AND DEVELOPED

Unit = Number of dwellings to be provided

| (1) | Use for Housing agreed (2) | Right of entry obtained (3) | Developed or to be developed before erection of dwellings | | | Development to be concurrent with erection of dwellings—Lay-out plans approved (7) |
|---------------------------------------|----------------------------|-----------------------------|---|-----------------------|---------------------------|--|
| | | | Lay-out plans approved (4) | Development begun (5) | Development completed (6) | |
| A. Number in specified periods | | | | | | |
| Total to end December, 1945 ... | 488,451 | 558,583 | 257,504 | 122,942 | 45,447 | 68,845 |
| Jan.-Dec., 1946 ... | 292,558 | | | 104,869 | 108,507 | 123,165 |
| Jan.-Dec., 1947 ... | 158,661 | 162,461 | 79,983 | 73,644 | 61,186 | 70,227 |
| Jan.-June, 1948 ... | 38,412 | 41,846 | 25,904 | 30,524 | 30,394 | 17,769 |
| July-Dec., | 39,189 | 53,918 | 29,365 | 28,149 | 37,882 | 26,928 |
| Jan.-Mar., 1949 ... | 27,568 | 30,575 | 19,773 | 17,100 | 15,335 | 16,347 |
| Apr.-June ... | 37,129 | 36,865 | 13,610 | 14,403 | 16,013 | 17,632 |
| July-Sept. ... | 30,358 | 29,385 | 20,709 | 17,422 | 19,110 | 16,085 |
| Oct.-Dec. ... | 17,988 | 31,559 | 13,044 | 18,019 | 14,981 | 19,704 |
| Total to end December | 1,130,314 | 945,192 | 459,892 | 427,072 | 348,855 | 376,702 |

B. Total to end December classified by Urban and Rural Areas

| Urban Areas | | | | | | |
|----------------------------------|---------|---------|---------|---------|--------|--------|
| Large Towns and Cities ... | 289,614 | 248,905 | 131,878 | 125,507 | 99,182 | 82,341 |
| Medium Towns and Cities ... | 249,611 | 214,506 | 120,734 | 111,910 | 87,635 | 72,149 |
| Small Towns ... | 240,709 | 206,624 | 99,278 | 90,448 | 75,788 | 79,554 |
| L.C.C. and Metropolitan Boroughs | 115,017 | 82,947 | 33,948 | 33,129 | 31,484 | 43,127 |
| Rural Authorities ... | 235,363 | 192,210 | 74,054 | 66,078 | 54,766 | 99,531 |

C. Total to end December classified by Regions

| Region | | | | | | |
|---------------------------|---------|---------|--------|--------|--------|--------|
| Northern ... | 98,965 | 91,671 | 42,583 | 37,700 | 30,845 | 36,561 |
| East and West Ridings ... | 114,037 | 99,094 | 46,022 | 43,541 | 35,496 | 24,556 |
| North Midlands | 107,726 | 85,365 | 41,418 | 39,319 | 31,519 | 34,511 |
| Eastern ... | 94,271 | 81,216 | 38,787 | 31,152 | 25,507 | 36,155 |
| London ... | 171,887 | 134,337 | 63,595 | 61,454 | 55,522 | 62,879 |
| Southern ... | 64,903 | 55,610 | 27,099 | 25,109 | 22,304 | 22,891 |
| South Western | 76,374 | 67,784 | 35,683 | 33,821 | 28,709 | 24,013 |
| Wales ... | 81,691 | 58,842 | 25,306 | 23,840 | 20,347 | 25,510 |
| Midlands ... | 121,358 | 99,420 | 54,691 | 51,280 | 39,948 | 33,400 |
| North Western | 135,588 | 116,113 | 54,764 | 52,322 | 37,115 | 53,451 |
| South Eastern ... | 63,514 | 55,740 | 29,944 | 27,534 | 21,543 | 22,775 |

Note.—The number of sites at each stage includes every site which has reached that stage or a later stage towards the erection of a house. House sites shown in Col. (7) are included only in Cols. (2) and (3).

Reductions as compared with previous periods may be for the following reasons:—Reduction of the number of houses to be erected on a site, the abandonment of a project previously reported, the decision to develop a site concurrently with the erection of dwellings when the original intention was to complete development before erection was started or vice versa.

TABLE No.
PERMANENT HOUSING—HOUSING AUTHORITIES IN
ENGLAND AND WALES
ALL TYPES EXCEPT ALUMINIUM HOUSES
TENDERS APPROVED AND CONSTRUCTION BEGUN

Unit = Number of dwellings to be provided

| (1) | Schemes authorised to proceed to tender (2) | Tenders approved (3) | Tenders rejected (4) | Construction begun (5) | Completed (6) | Under Construction at end of period (7) |
|---------------------------------------|---|----------------------|----------------------|------------------------|---------------|---|
| A. Number in specified periods | | | | | | |
| Total to end December, 1945 ... | 75,876 | 34,674 | 3,081 | 13,154 | 366 | 12,788 |
| Jan.-Dec., 1946 ... | 182,942 | 186,024 | 6,362 | 130,682 | 18,633 | 124,837 |
| Jan.-Dec., 1947 ... | 93,757 | 94,196 | 7,388 | 127,443 | 83,477 | 168,803 |
| Jan.-June, 1948 ... | 58,536 | 43,318 | 3,397 | 50,891 | 78,671 | 141,023 |
| July-Dec. ... | 76,548 | 82,509 | 3,065 | 67,048 | 81,098 | 126,973 |
| Jan.-Mar., 1949 ... | 33,032 | 33,491 | 1,072 | 35,577 | 37,465 | 125,085 |
| Apr.-June ... | 39,137 | 37,736 | 1,599 | 35,317 | 32,863 | 127,539 |
| July-Sept. ... | 39,634 | 44,014 | 1,147 | 39,451 | 32,250 | 134,740 |
| Oct.-Dec. ... | 38,484 | 43,775 | 754 | 34,950 | 34,380 | 135,310 |
| Total to end December | 614,317 | 590,549 | 27,865 | 534,513 | 399,203 | 135,310 |

B. Total to end December classified by Urban and Rural Areas

| Urban Areas | | | | | | |
|----------------------------------|---------|---------|-------|---------|---------|--------|
| Large Towns and Cities ... | 160,455 | 155,977 | 6,240 | 138,553 | 104,074 | 34,479 |
| Medium Towns and Cities ... | 139,119 | 134,975 | 6,250 | 123,697 | 93,638 | 30,059 |
| Small Towns ... | 131,407 | 126,195 | 7,034 | 116,074 | 91,042 | 25,032 |
| L.C.C. and Metropolitan Boroughs | 58,410 | 54,961 | 142 | 47,643 | 27,625 | 20,018 |
| Rural Authorities ... | 124,926 | 118,441 | 8,199 | 108,546 | 82,824 | 25,722 |

C. Total to end December classified by Regions

| Region | | | | | | |
|---------------------------|---------|--------|-------|--------|--------|--------|
| Northern ... | 54,282 | 53,220 | 2,873 | 49,389 | 39,507 | 9,882 |
| East and West Ridings ... | 51,250 | 48,366 | 5,164 | 43,828 | 33,021 | 10,807 |
| North Midlands ... | 55,094 | 53,259 | 894 | 49,105 | 36,290 | 12,815 |
| Eastern ... | 51,978 | 49,222 | 4,262 | 45,500 | 34,473 | 11,027 |
| London ... | 101,261 | 96,337 | 3,406 | 85,269 | 56,645 | 28,624 |
| Southern ... | 42,072 | 40,013 | 1,235 | 36,539 | 28,572 | 7,967 |
| South Western ... | 44,687 | 42,735 | 1,166 | 39,595 | 30,142 | 9,453 |
| Wales ... | 39,589 | 37,706 | 1,195 | 31,984 | 24,604 | 7,380 |
| Midlands ... | 57,788 | 57,324 | 713 | 50,724 | 39,155 | 11,569 |
| North Western ... | 78,448 | 74,527 | 4,258 | 67,480 | 50,112 | 17,368 |
| South Eastern ... | 37,868 | 37,840 | 2,699 | 35,100 | 26,682 | 8,418 |

Note.—The number of houses at each stage includes every house which has reached that stage or a later stage towards the erection of a house.

This table includes all permanent houses except permanent aluminium houses. Details in respect of traditional houses are shown separately in Table No. 2a and in respect of non-traditional houses, other than permanent Aluminium houses, in Table No. 2b. Information in respect of permanent Aluminium houses is shown in Table No. 2c. Details of non-traditional houses by types are shown in Table No. 8.

The above figures do not include houses built in replacement of those destroyed during the war, which are shown in Table No. 4a.

The total numbers of dwellings on schemes authorised to proceed to tender and on tenders approved have been arrived at after allowing for tenders that have been notified as withdrawn.

TABLE No. 2a
PERMANENT TRADITIONAL HOUSING—HOUSING AUTHORITIES IN
ENGLAND AND WALES
TENDERS APPROVED AND CONSTRUCTION BEGUN

Unit = Number of dwellings to be provided

| (1) | Schemes authorised to proceed to tender (2) | Tenders approved (3) | Construction begun (4) | Completed (5) | Under Construction at end of period (6) |
|---------------------------------------|---|----------------------|------------------------|---------------|---|
| A. Number in specified periods | | | | | |
| Total to end December, 1946 ... | 209,892 | 176,272 | 119,628 | 16,230 | 103,398 |
| Jan.-Dec., 1947 ... | 55,936 | 58,734 | 88,368 | 63,169 | 128,597 |
| Jan.-June, 1948 ... | 47,521 | 30,392 | 33,887 | 57,832 | 104,652 |
| July-Dec. ... | 67,321 | 71,780 | 53,764 | 58,600 | 99,816 |
| Jan.-Mar., 1949 ... | 29,934 | 29,971 | 31,506 | 27,494 | 103,828 |
| Apr.-June ... | 35,559 | 34,190 | 30,590 | 25,173 | 109,245 |
| July-Sept. ... | 35,162 | 40,170 | 34,232 | 26,210 | 117,267 |
| Oct.-Dec. ... | 33,744 | 38,109 | 31,408 | 28,633 | 120,042 |
| Total to end December | 495,265 | 472,505 | 423,383 | 303,341 | 120,042 |

B. Total to end December classified by Urban and Rural Areas

| Urban Areas | | | | | |
|----------------------------------|---------|---------|---------|--------|--------|
| Large Towns and Cities | 120,831 | 116,529 | 101,745 | 72,796 | 28,949 |
| Medium Towns and Cities ... | 112,381 | 108,499 | 98,777 | 72,152 | 26,625 |
| Small Towns ... | 111,841 | 106,821 | 97,822 | 75,536 | 22,286 |
| L.C.C. and Metropolitan Boroughs | 51,342 | 47,893 | 41,009 | 21,542 | 19,467 |
| Rural Authorities ... | 98,870 | 92,763 | 84,030 | 61,315 | 22,715 |

C. Total to end December classified by Regions

| Region | | | | | |
|---------------------------|--------|--------|--------|--------|--------|
| Northern ... | 45,778 | 44,726 | 41,089 | 31,906 | 9,183 |
| East and West Ridings ... | 39,063 | 36,273 | 32,421 | 23,948 | 8,473 |
| North Midlands ... | 43,916 | 42,085 | 38,399 | 27,504 | 10,895 |
| Eastern ... | 43,290 | 40,876 | 37,286 | 26,800 | 10,486 |
| London ... | 88,629 | 83,705 | 73,071 | 45,110 | 27,961 |
| Southern ... | 31,383 | 29,480 | 26,638 | 19,690 | 6,948 |
| South Western ... | 26,855 | 25,203 | 23,275 | 17,333 | 5,942 |
| Wales ... | 28,121 | 26,260 | 22,386 | 16,319 | 6,067 |
| Midlands ... | 47,344 | 46,880 | 41,112 | 30,762 | 10,350 |
| North Western ... | 68,426 | 64,581 | 57,818 | 41,852 | 15,966 |
| South Eastern ... | 32,460 | 32,436 | 29,888 | 22,117 | 7,771 |

Note.—The number of houses at each stage includes every house which has reached that stage or a later stage towards the erection of a house.

The above figures do not include houses built in replacement of those destroyed during the war, which are shown in Table No. 4a.

The total numbers of dwellings on schemes authorised to proceed to tender and on tenders approved have been arrived at after allowing for tenders that have been notified as withdrawn.

TABLE No. 2b

**PERMANENT NON-TRADITIONAL HOUSING—HOUSING AUTHORITIES
IN ENGLAND AND WALES
ALL TYPES EXCEPT ALUMINIUM HOUSES
TENDERS APPROVED AND CONSTRUCTION BEGUN**

Unit = Number of dwellings to be provided

| (1) | Schemes authorised to proceed to tender (2) | Tenders approved (3) | Construction begun (4) | Completed (5) | Under Construction at end of period (6) |
|---------------------------------------|--|-------------------------|---------------------------|------------------|--|
| A. Number in specified periods | | | | | |
| Total to end December, 1946 ... | 48,926 | 44,426 | 24,208 | 2,769 | 21,439 |
| Jan.-Dec., 1947 ... | 37,821 | 35,462 | 39,075 | 20,308 | 40,206 |
| Jan.-June, 1948 ... | 11,015 | 12,976 | 17,004 | 20,839 | 36,371 |
| July-Dec. ... | 9,227 | 10,729 | 13,284 | 22,498 | 27,157 |
| Jan.-Mar., 1949 ... | 3,098 | 3,520 | 4,071 | 9,971 | 21,257 |
| Apr.-June ... | 3,578 | 3,546 | 4,727 | 7,690 | 18,294 |
| July-Sept. ... | 4,472 | 3,844 | 5,219 | 6,040 | 17,473 |
| Oct.-Dec. ... | 4,740 | 5,666 | 3,542 | 5,747 | 15,268 |
| Total to end December | 119,052 | 118,044 | 111,130 | 95,862 | 15,268 |

B. Total to end December classified by Urban and Rural Areas

| Urban Areas | | | | | |
|--------------------------------------|--------|--------|--------|--------|-------|
| Large Towns and Cities | 39,624 | 39,448 | 36,808 | 31,278 | 5,530 |
| Medium Towns and Cities ... | 26,738 | 26,476 | 24,920 | 21,486 | 3,434 |
| Small Towns ... | 19,566 | 19,374 | 18,252 | 15,506 | 2,746 |
| L.C.C. and Metropolitan Boroughs ... | 7,068 | 7,068 | 6,634 | 6,083 | 551 |
| Rural Authorities ... | 26,056 | 25,678 | 24,516 | 21,509 | 3,007 |

C. Total to end December classified by Regions

| Region | | | | | |
|---------------------------|--------|--------|--------|--------|-------|
| Northern ... | 8,504 | 8,494 | 8,300 | 7,601 | 699 |
| East and West Ridings ... | 12,187 | 12,093 | 11,407 | 9,073 | 2,334 |
| North Midlands ... | 11,178 | 11,174 | 10,706 | 8,786 | 1,920 |
| Eastern ... | 8,688 | 8,346 | 8,214 | 7,673 | 541 |
| London ... | 12,632 | 12,632 | 12,198 | 11,535 | 663 |
| Southern ... | 10,689 | 10,533 | 9,901 | 8,882 | 1,019 |
| South Western ... | 17,832 | 17,532 | 16,320 | 12,809 | 3,511 |
| Wales ... | 11,468 | 11,446 | 9,598 | 8,285 | 1,313 |
| Midlands ... | 10,444 | 10,444 | 9,612 | 8,393 | 1,219 |
| North Western ... | 10,022 | 9,946 | 9,662 | 8,260 | 1,402 |
| South Eastern ... | 5,408 | 5,404 | 5,212 | 4,565 | 647 |

Note.—The number of houses at each stage includes every house which has reached that stage or a later stage towards the erection of a house.

The above figures do not include houses built in replacement of those destroyed during the war, which are shown in Table No. 4a.

Details of non-traditional houses by types are shown in Table No. 8.

The total numbers of dwellings on schemes authorised to proceed to tender and on tenders approved have been arrived at after allowing for tenders that have been notified as withdrawn.

TABLE No. 2c

**PERMANENT NON-TRADITIONAL HOUSING—HOUSING AUTHORITIES
IN ENGLAND AND WALES
ALUMINIUM HOUSES
TENDERS APPROVED AND CONSTRUCTION BEGUN**

Unit = Number of dwellings to be provided

| (1) | Tenders approved (2) | Construction begun (3) | Completed (4) | Under Construction at end of period (5) |
|---------------------------------------|-------------------------|---------------------------|------------------|--|
| A. Number in specified periods | | | | |
| July-December, 1947 ... | 13,461 | 2,497 | 138 | 2,359 |
| Jan.-June, 1948 ... | — | 6,266 | 3,279 | 5,346 |
| July-December ... | — | 3,421 | 5,923 | 2,844 |
| Jan.-March, 1949 ... | — | 839 | 2,576 | 1,107 |
| Apr.-June ... | — | 438 | 1,191 | 354 |
| July-September ... | — | — | 346 | 8 |
| Oct.-December ... | — | — | 8 | — |
| Total to end December ... | 13,461 | 13,461 | 13,461 | — |

B. Total to end December classified by Urban and Rural Areas

| Urban Areas | | | | |
|--------------------------------------|-------|-------|-------|---|
| Large Towns and Cities ... | 1,554 | 1,554 | 1,554 | — |
| Medium Towns and Cities ... | 4,031 | 4,031 | 4,031 | — |
| Small Towns ... | 3,525 | 3,525 | 3,525 | — |
| L.C.C. and Metropolitan Boroughs ... | — | — | — | — |
| Rural Authorities ... | 4,351 | 4,351 | 4,351 | — |

C. Total to end December classified by Regions

| Region | | | | |
|---------------------------|-------|-------|-------|---|
| Northern ... | 2,141 | 2,141 | 2,141 | — |
| East and West Ridings ... | 1,838 | 1,838 | 1,838 | — |
| North Midlands ... | 2,125 | 2,125 | 2,125 | — |
| Eastern ... | 1,120 | 1,120 | 1,120 | — |
| London ... | — | — | — | — |
| Southern ... | 295 | 295 | 295 | — |
| South Western ... | 1,800 | 1,800 | 1,800 | — |
| Wales ... | 2,173 | 2,173 | 2,173 | — |
| Midlands ... | 1,300 | 1,300 | 1,300 | — |
| North Western ... | 400 | 400 | 400 | — |
| South Eastern ... | 269 | 269 | 269 | — |

Note.—The number of houses at each stage includes every house which has reached that stage or a later stage towards the erection of a house.

TABLE No. 3a

NEW HOUSES BY PRIVATE BUILDERS UNDER LICENCE OTHER THAN
REBUILDING OF WAR DESTROYED DWELLINGS

Unit = Number of dwellings

| (1) | On licences issued | | | Con- struction begun (5) | Con- struction com- pleted (6) | Under Con- struction at end of period (7) |
|---------------------------------------|--|-----------------------|--------------|-----------------------------------|--|--|
| | For owner occupation or for sale (2) | For letting (3) | Total (4) | | | |
| A. Number in specified periods | | | | | | |
| Total to end | | | | | | |
| December, 1945 ... | ... | ... | 26,348 | 5,901 | 901 | 5,000 |
| Jan.-Dec., 1946 ... | 41,503 | 4,789 | 46,292 | 52,241 | 26,780 | 30,461 |
| Jan.-Dec., 1947 ... | 14,434 | 2,516 | 16,950 | 18,933 | 30,202 | 19,192 |
| Jan.-June, 1948 ... | 1,131 | 1,104 | 2,235 | 3,071 | 11,612 | 10,651 |
| July-Dec. ... | 9,914 | 1,733 | 11,647 | 8,075 | 7,270 | 11,456 |
| Jan.-Mar., 1949 ... | 7,407 | 770 | 8,177 | 6,755 | 3,010 | 15,201 |
| Apr.-June ... | 7,868 | 785 | 8,653 | 8,089 | 4,213 | 19,077 |
| July-Sept. ... | 6,195 | 656 | 6,851 | 6,665 | 5,479 | 20,263 |
| Oct.-Dec. ... | 6,418 | 681 | 7,099 | 6,558 | 6,573 | 20,248 |
| Total to end December | ... | ... | 121,077 | 116,288 | 96,040 | 20,248 |

B. Total to end December classified by Urban and Rural Areas

| Urban Areas | | | | | | |
|--------------------------------------|--------|-------|--------|--------|--------|-------|
| Large Towns and Cities | 21,516 | 1,412 | 29,476 | 27,747 | 22,244 | 5,503 |
| Medium Towns and Cities ... | 20,347 | 1,980 | 29,411 | 28,140 | 23,466 | 4,674 |
| Small Towns ... | 21,032 | 1,826 | 27,683 | 26,593 | 22,477 | 4,116 |
| L.C.C. and Metropolitan Boroughs ... | 579 | 609 | 1,328 | 1,162 | 423 | 739 |
| Rural Authorities ... | 21,818 | 5,693 | 33,179 | 32,646 | 27,430 | 5,216 |

C. Total to end December classified by Regions

| Region | | | | | | |
|---------------------------|--------|-------|--------|--------|--------|-------|
| Northern ... | 4,365 | 703 | 6,365 | 6,114 | 5,026 | 1,088 |
| East and West Ridings ... | 5,751 | 543 | 8,785 | 8,485 | 7,223 | 1,262 |
| North Midlands ... | 10,253 | 1,229 | 13,993 | 13,813 | 11,758 | 2,055 |
| Eastern ... | 9,324 | 1,147 | 12,957 | 12,904 | 10,939 | 1,965 |
| London ... | 8,846 | 1,590 | 12,571 | 11,688 | 9,040 | 2,648 |
| Southern ... | 7,320 | 1,411 | 10,827 | 10,392 | 8,556 | 1,836 |
| South Western ... | 5,582 | 937 | 7,724 | 7,478 | 5,904 | 1,574 |
| Wales ... | 3,523 | 395 | 4,506 | 4,317 | 3,153 | 1,164 |
| Midlands ... | 9,925 | 965 | 15,155 | 14,366 | 11,918 | 2,448 |
| North Western ... | 11,492 | 778 | 15,505 | 14,431 | 11,884 | 2,547 |
| South Eastern ... | 8,911 | 1,822 | 12,689 | 12,300 | 10,639 | 1,661 |

Note.—Houses on licences issued to the end of December, 1945, cannot be sub-divided between those intended for owner occupation or for sale and those to be available for letting (Cols. 2 and 3). The classification under these two heads in Sections B and C of the Table relates only to licences issued from January, 1946.

The total number of houses on licences issued has been arrived at after allowing for licences notified as having lapsed.

|| Estimate.

TABLE No. 3b

NEW HOUSES ERECTED BY HOUSING ASSOCIATIONS

Unit = Number of dwellings

| (1) | Under Licence (2) | Under Agreement with Local Authorities (3) | Total (4) | Con- struction begun (5) | Con- struction com- pleted (6) | Under Con- struction at end of period (7) |
|---------------------------------------|-------------------------|--|--------------|-----------------------------------|--|--|
| A. Number in specified periods | | | | | | |
| Total to end | | | | | | |
| December, 1946 ... | 637 | 579 | 1,216 | 571 | 96 | 475 |
| Jan.-Dec., 1947 ... | 230 | 2,578 | 2,808 | 2,042 | 860 | 1,657 |
| Jan.-June, 1948 ... | 29 | 713 | 742 | 676 | 793 | 1,540 |
| July-Dec. ... | 67 | 513 | 580 | 666 | 1,024 | 1,182 |
| Jan.-Mar., 1949 ... | 1 | 508 | 509 | 308 | 393 | 1,097 |
| Apr.-June ... | 19 | 755 | 774 | 394 | 378 | 1,113 |
| July-Sept. ... | — | 391 | 391 | 447 | 261 | 1,299 |
| Oct.-Dec. ... | — | 268 | 268 | 317 | 304 | 1,312 |
| Total to end December... | 163 | 6,305 | 6,468 | 5,421 | 4,109 | 1,312 |

B. Total to end December classified by Urban and Rural Areas

| Urban Areas | | | | | | |
|--------------------------------------|----|-------|-------|-------|-------|-----|
| Large Towns and Cities | 62 | 601 | 663 | 374 | 218 | 156 |
| Medium Towns and Cities ... | 37 | 1,051 | 1,088 | 977 | 741 | 236 |
| Small Towns ... | 56 | 2,093 | 2,149 | 1,864 | 1,459 | 405 |
| L.C.C. and Metropolitan Boroughs ... | — | 626 | 626 | 501 | 365 | 136 |
| Rural Authorities ... | 8 | 1,934 | 1,942 | 1,705 | 1,326 | 379 |

C. Total to end December classified by Regions

| Region | | | | | | |
|---------------------------|----|-------|-------|-------|-------|-----|
| Northern ... | 61 | 2,578 | 2,639 | 2,295 | 1,795 | 500 |
| East and West Ridings ... | — | 60 | 60 | 30 | 8 | 22 |
| North Midlands ... | — | 189 | 189 | 168 | 124 | 44 |
| Eastern ... | 24 | 297 | 321 | 250 | 177 | 73 |
| London ... | 20 | 827 | 847 | 722 | 490 | 232 |
| Southern ... | 40 | 595 | 635 | 572 | 435 | 137 |
| South Western ... | 10 | 268 | 278 | 252 | 184 | 68 |
| Wales ... | — | 105 | 105 | 41 | 6 | 35 |
| Midlands ... | — | 853 | 853 | 781 | 622 | 159 |
| North Western ... | 8 | 371 | 379 | 250 | 222 | 28 |
| South Eastern ... | — | 162 | 162 | 60 | 46 | 14 |

The total number of dwellings on licences issued has been arrived at after allowing for licences notified as having lapsed.

TABLE No. 4a

REBUILDING OF WAR DESTROYED HOUSES

Unit = Number of Houses or Family Units of Accommodation

| (1) | By Local Authorities | | | | By Private Builders under Licence | | | | | | | |
|---------------------------------------|----------------------|---------------------------|------------------|--|-----------------------------------|---------------------------|------------------|--|--------|--------|--------|--------|
| | Approved (2) | Construction begun (3) | Completed (4) | Under Construction at end of period (5) | On licences issued (6) | Construction begun (7) | Completed (8) | Under Construction at end of period (9) | | | | |
| A. Number in specified periods | | | | | | | | | | | | |
| Total to end December, 1945 | } 6,341 | } 6,244 | 142 | ... | } 16,697 | } 13,706 | 36 | ... | | | | |
| Jan.-Dec., 1946 | | | 2,569 | 3,533 | | | 2,940 | 10,730 | | | | |
| Jan.-Dec., 1947 | | | 1,472 | 1,422 | | | 2,952 | 2,003 | 10,080 | 11,126 | 9,424 | 12,432 |
| Jan.-June, 1948 | | | 331 | 330 | | | 1,205 | 1,128 | 2,717 | 3,489 | 6,717 | 9,204 |
| July-Dec. ... | | | 121 | 176 | | | 645 | 659 | 1,835 | 2,242 | 5,611 | 5,835 |
| Jan.-Mar., 1949 | | | 57 | 76 | | | 190 | 545 | 671 | 662 | 1,738 | 4,759 |
| Apr.-June ... | | | 31 | 52 | | | 173 | 424 | 641 | 684 | 1,594 | 3,849 |
| July-Sept. ... | | | 45 | 61 | | | 175 | 310 | 458 | 607 | 1,188 | 3,268 |
| Oct.-Dec. ... | | | 12 | 16 | | | 149 | 177 | 342 | 292 | 893 | 2,667 |
| Total to end Dec.... | | | 8,410 | 8,377 | | | 8,200 | 177 | 33,441 | 32,808 | 30,141 | 2,667 |

B. Total to end December classified by Urban and Rural Areas

| Urban Areas | (2) | (3) | (4) | (5) | (6) | (7) | (8) | (9) |
|----------------------------------|-------|-------|-------|-----|--------|--------|--------|-------|
| Large Towns and Cities ... | 2,956 | 2,947 | 2,890 | 57 | 16,867 | 16,567 | 15,341 | 1,226 |
| Medium Towns and Cities ... | 1,376 | 1,355 | 1,290 | 65 | 10,555 | 10,365 | 9,704 | 661 |
| Small Towns ... | 279 | 279 | 278 | 1 | 1,635 | 1,609 | 1,433 | 176 |
| L.C.C. and Metropolitan Boroughs | 3,685 | 3,684 | 3,631 | 53 | 3,469 | 3,385 | 2,828 | 557 |
| Rural Authorities ... | 114 | 112 | 111 | 1 | 915 | 882 | 835 | 47 |

C. Total to end December classified by Regions

| Region | (2) | (3) | (4) | (5) | (6) | (7) | (8) | (9) |
|---------------------------|-------|-------|-------|-----|--------|--------|--------|-------|
| Northern ... | 238 | 238 | 238 | — | 626 | 622 | 621 | 1 |
| East and West Ridings ... | 363 | 363 | 362 | 1 | 964 | 946 | 909 | 37 |
| North Midlands ... | 41 | 41 | 41 | — | 330 | 313 | 308 | 5 |
| Eastern ... | 235 | 228 | 223 | 5 | 2,320 | 2,277 | 2,159 | 118 |
| London ... | 4,747 | 4,737 | 4,633 | 104 | 16,520 | 16,103 | 14,655 | 1,448 |
| Southern ... | 223 | 221 | 203 | 18 | 2,460 | 2,445 | 2,184 | 261 |
| South Western ... | 711 | 711 | 692 | 19 | 3,014 | 2,966 | 2,573 | 393 |
| Wales ... | 245 | 245 | 245 | — | 619 | 616 | 557 | 59 |
| Midlands ... | 632 | 620 | 609 | 11 | 2,591 | 2,579 | 2,476 | 103 |
| North Western ... | 624 | 624 | 618 | 6 | 2,206 | 2,186 | 2,119 | 67 |
| South Eastern ... | 351 | 349 | 336 | 13 | 1,791 | 1,755 | 1,580 | 175 |

|| Estimate.

TABLE No. 4b

REPAIR OF UNOCCUPIED (SEVERELY DAMAGED) WAR DAMAGED DWELLINGS

Unit = Number of Houses or Family Units of Accommodation

| (1) | By Local Authorities | | | By Private Builders under Licence | | |
|---------------------------------------|-------------------------|------------------|--------------------------------------|-----------------------------------|------------------|--------------------------------------|
| | On Contracts let (2) | Completed (3) | Under repair at end of period (4) | On licences issued (5) | Completed (6) | Under repair at end of period (7) |
| A. Number in specified periods | | | | | | |
| Total to end December, 1945 | ... | 60,817 | 13,291 | ... | ... | ... |
| Jan.-Dec., 1946 | 30,450 | 35,565 | 6,859 | 34,552 | 10,855 | 6,203 |
| Jan.-Dec., 1947 | 4,355 | 9,843 | 1,901 | 15,778 | 9,931 | 6,764 |
| Jan.-June, 1948 | 556 | 1,501 | 875 | 5,511 | 4,120 | 5,830 |
| July-Dec. ... | 367 | 642 | 525 | 2,615 | 3,536 | 4,364 |
| Jan.-Mar., 1949 | 85 | 223 | 422 | 1,019 | 1,544 | 3,442 |
| Apr.-June ... | 60 | 239 | 277 | 1,252 | 1,071 | 3,194 |
| July-Sept. ... | 53 | 174 | 120 | 712 | 834 | 2,867 |
| Oct.-Dec. ... | 27 | 60 | 96 | 630 | 699 | 2,660 |
| Total to end Dec. ... | ... | 109,064 | 96 | ... | ... | 2,660 |

B. Total to end December classified by Urban and Rural Areas

| Urban Areas | (2) | (3) | (4) | (5) | (6) | (7) |
|----------------------------------|--------|--------|-----|--------|--------|-------|
| Large Towns and Cities ... | 9,031 | 33,075 | 1 | 13,743 | 7,718 | 547 |
| Medium Towns and Cities ... | 6,287 | 13,354 | 1 | 10,680 | 6,549 | 91 |
| Small Towns ... | 1,342 | 2,069 | — | 3,910 | 3,028 | 37 |
| L.C.C. and Metropolitan Boroughs | 18,312 | 59,782 | 94 | 31,211 | 13,948 | 1,782 |
| Rural Authorities ... | 981 | 784 | — | 2,525 | 1,347 | 203 |

C. Total to end December classified by Regions

| Region | (2) | (3) | (4) | (5) | (6) | (7) |
|---------------------------|--------|--------|-----|--------|--------|-------|
| Northern ... | 3 | 3 | — | 278 | 220 | 4 |
| East and West Ridings ... | 1,302 | 1,302 | — | 1,725 | 928 | 8 |
| North Midlands ... | 1 | 1 | — | 456 | 511 | 1 |
| Eastern ... | 1,917 | 1,231 | — | 3,024 | 2,157 | 19 |
| London ... | 25,929 | 95,524 | 95 | 38,423 | 17,820 | 1,863 |
| Southern ... | 628 | 1,281 | — | 4,136 | 2,689 | 48 |
| South Western ... | 285 | 1,319 | — | 1,705 | 866 | 26 |
| Wales ... | 86 | 114 | 1 | 477 | 375 | 18 |
| Midlands ... | 70 | 229 | — | 538 | 220 | — |
| North Western ... | 755 | 1,652 | — | 1,916 | 789 | 408 |
| South Eastern ... | 4,977 | 6,408 | — | 9,391 | 6,015 | 265 |

Note.—It is estimated that 775,000 occupied war damaged dwellings have been repaired by local authorities since April, 1945, in addition to the unoccupied (severely damaged) war damaged dwellings shown above. The number of occupied war damaged dwellings repaired by private builders under licence is not known.

Information for the period April to December, 1945, is not available in respect of Columns (2) and (5); and in respect of Column (6) is available from April, 1946, onwards.

|| Estimate.

TABLE No. 5

CONVERSIONS AND ADAPTATIONS OF EXISTING PREMISES

Unit = Number of Family Units of Accommodation provided

| (1) | By Local Authorities | | By Private Builders under Licence | |
|---------------------------------------|----------------------|---------------|-----------------------------------|-----------------|
| | On Contracts let (2) | Completed (3) | On licences issued (4) | Completed (5) |
| A. Number in specified periods | | | | |
| Total to end December, 1945 ... | ... | 8,606 | ... | ... |
| January-December, 1946 ... | 18,472 | 16,503 | 29,222 | 19,490 |
| January-December, 1947 ... | 9,515 | 10,453 | 26,270 | 24,340 |
| January-June, 1948 ... | 3,138 | 3,357 | 12,812 | 11,477 |
| July-December ... | 1,705 | 2,488 | 6,956 | 9,724 |
| January-March, 1949 ... | 791 | 795 | 2,913 | 2,703 |
| April-June ... | 523 | 879 | 2,800 | 2,622 |
| July-September ... | 536 | 823 | 2,808 | 2,520 |
| October-December ... | 499 | 467 | 2,792 | 2,527 |
| Total to end December ... | ... | 44,371 | ... | ... |

B. Total to end December classified by Urban and Rural Areas

| Urban Areas | (2) | (3) | (4) | (5) |
|--------------------------------------|--------|--------|--------|--------|
| Large Towns and Cities ... | 6,187 | 9,386 | 18,358 | 16,087 |
| Medium Towns and Cities ... | 7,083 | 9,972 | 17,970 | 15,658 |
| Small Towns ... | 5,270 | 4,955 | 16,371 | 14,270 |
| L.C.C. and Metropolitan Boroughs ... | 11,022 | 14,995 | 12,062 | 10,491 |
| Rural Authorities ... | 5,617 | 5,063 | 21,812 | 18,897 |

C. Total to end December classified by Regions

| Region | (2) | (3) | (4) | (5) |
|---------------------------|--------|--------|--------|--------|
| Northern ... | 801 | 922 | 3,041 | 2,649 |
| East and West Ridings ... | 1,479 | 1,548 | 4,699 | 4,072 |
| North Midlands ... | 2,057 | 1,588 | 4,376 | 3,794 |
| Eastern ... | 2,143 | 2,286 | 6,059 | 5,344 |
| London ... | 16,774 | 25,097 | 20,193 | 17,558 |
| Southern ... | 2,938 | 2,743 | 10,360 | 9,022 |
| South Western ... | 2,245 | 2,423 | 10,932 | 9,522 |
| Wales ... | 558 | 596 | 3,022 | 2,662 |
| Midlands ... | 1,067 | 1,332 | 3,456 | 3,012 |
| North Western ... | 1,017 | 1,151 | 6,598 | 5,770 |
| South Eastern ... | 4,100 | 4,685 | 13,837 | 11,998 |

Note.—Information relating to contracts let by local authorities and to licences issued to private builders (Cols. 2 and 4) is not available for the period April to December, 1945. In respect of Col. (5) information is available only from April, 1946, onwards.

|| Estimate.

TABLE No. 6

SITES FOR PERMANENT HOUSING—HOUSING AUTHORITIES
IN ENGLAND AND WALES

Number at each stage at specified dates

A. Initial stages before development

Unit = Number of dwellings to be provided

| At end of (1) | Under consideration for Housing (2) | Use agreed but right of entry not yet obtained (3) | Right of entry obtained—layout plans not yet approved and development due to begin :— | | | Layout plans approved and | |
|----------------|-------------------------------------|--|---|---|---------------|---|---|
| | | | in advance of erection of dwellings (4) | concurrently with erection of dwellings (5) | Undecided (6) | Tenders not yet approved where development to be "in advance" (7) | Construction of Houses not yet begun where development to be "concurrent" (8) |
| December, 1945 | 31,777 | 119,249 | 67,193 | 75,101 | 2,035 | 28,603 | 55,642 |
| June, 1946 | 46,416 | 153,863 | 88,643 | 60,983 | 3,965 | 35,616 | 89,157 |
| December | 35,443 | 226,226 | 69,177 | 41,550 | 6,512 | 16,472 | 131,839 |
| June, 1947 | 31,193 | 226,539 | 67,397 | 48,096 | 7,444 | 18,822 | 140,152 |
| December | 30,694 | 222,426 | 75,940 | 45,273 | 8,277 | 17,440 | 136,899 |
| March, 1948 | 31,024 | 218,585 | 72,761 | 46,697 | 9,886 | 17,660 | 133,435 |
| June | 28,856 | 218,992 | 63,816 | 46,060 | 9,617 | 14,089 | 127,203 |
| September | 29,959 | 208,530 | 64,818 | 44,366 | 8,132 | 13,587 | 123,794 |
| December | 26,705 | 200,463 | 66,453 | 43,782 | 6,883 | 14,884 | 120,990 |
| March, 1949 | 26,208 | 197,456 | 63,328 | 42,984 | 5,261 | 16,041 | 120,038 |
| June | 24,980 | 197,720 | 68,774 | 42,422 | 6,000 | 16,107 | 121,697 |
| September | 21,018 | 198,693 | 61,662 | 42,308 | 5,817 | 15,121 | 119,571 |
| December | 19,588 | 185,122 | 66,803 | 38,436 | 3,359 | 13,603 | 123,519 |

B. Sites to be developed in advance of construction of Houses

| At end of (1) | Tenders approved work not yet begun (2) | Work begun to extent of :— | | | | Development completed—Construction of Houses | |
|----------------|---|----------------------------|------------------|------------------|------------------|--|-----------|
| | | Under 25 per cent. (3) | 25 per cent. (4) | 50 per cent. (5) | 75 per cent. (6) | not yet begun (7) | begun (8) |
| December, 1945 | 12,653 | 17,513 | 16,869 | 16,418 | 26,695 | 31,739 | 13,708 |
| June, 1946 | 10,895 | 30,322 | 19,461 | 12,820 | 19,861 | 52,944 | 64,598 |
| December | 13,221 | 19,035 | 13,730 | 13,167 | 27,923 | 70,424 | 83,530 |
| June, 1947 | 18,887 | 26,959 | 10,907 | 13,509 | 24,697 | 70,571 | 115,190 |
| December | 18,592 | 33,342 | 10,012 | 13,972 | 28,987 | 66,833 | 148,307 |
| March, 1948 | 17,521 | 31,239 | 12,385 | 13,132 | 30,121 | 67,542 | 160,738 |
| June | 17,323 | 26,833 | 14,237 | 13,017 | 32,358 | 67,588 | 177,946 |
| September | 19,243 | 24,313 | 15,036 | 10,640 | 31,084 | 66,894 | 195,845 |
| December | 17,744 | 23,255 | 14,900 | 11,402 | 27,155 | 67,958 | 215,458 |
| March, 1949 | 19,260 | 27,361 | 9,430 | 15,752 | 25,934 | 64,176 | 234,575 |
| June | 18,401 | 23,499 | 10,402 | 17,654 | 25,312 | 60,407 | 254,357 |
| September | 22,674 | 27,762 | 8,469 | 10,421 | 28,527 | 58,277 | 275,597 |
| December | 19,217 | 27,923 | 11,860 | 11,169 | 27,265 | 54,064 | 294,791 |

Note.—The stages of development shown above, relate to the position reached by sites as a whole.

TABLE No. 7

ERECTION OF PERMANENT HOUSES—HOUSING
AUTHORITIES IN ENGLAND AND WALES

Number at each stage at specified dates

A. Initial Stages

Unit = Number of dwellings to be provided

| At end of | Preliminary House Plans submitted but final plans not approved | Final Plans approved but no authority given to proceed to tender | Authorised to proceed to tender but tenders not yet invited | Tenders invited but not yet submitted for approval | Tenders submitted but not yet approved |
|-----------------|--|--|---|--|--|
| (1) | (2) | (3) | (4) | (5) | (6) |
| December, 1945 | 9,280 | 27,434 | 15,405 | 16,529 | 9,268 |
| June, 1946 ... | 8,456 | 25,853 | 28,279 | 13,384 | 12,186 |
| December ... | 8,511 | 39,399 | 16,972 | 7,411 | 13,737 |
| June, 1947 ... | 7,892 | 52,856 | 16,142 | 8,199 | 14,469 |
| December ... | 6,967 | 57,416 | 13,913 | 5,056 | 16,102 |
| March, 1948 ... | 7,073 | 58,618 | 20,332 | 4,784 | 13,190 |
| June ... | 7,524 | 55,320 | 26,662 | 6,290 | 13,302 |
| September ... | 9,838 | 53,702 | 28,979 | 6,224 | 13,430 |
| December ... | 9,915 | 44,316 | 21,771 | 3,972 | 11,490 |
| March, 1949 ... | 10,448 | 41,344 | 21,559 | 4,694 | 9,395 |
| June ... | 13,537 | 44,266 | 19,980 | 5,532 | 10,570 |
| September ... | 9,766 | 38,552 | 17,292 | 4,038 | 9,230 |
| December ... | 10,478 | 33,253 | 13,408 | 2,745 | 7,615 |

B. Built or Building

| At end of | Authorised to proceed to tender but tenders not yet approved (Totals Cols. (4), (5) (6) above) | Tenders approved but building not yet begun | Building begun | | Completed and ready for occupation | Total construction begun (Cols. (5) and (6)) |
|-----------------|--|---|--------------------|------------------------|------------------------------------|--|
| | | | Total No. on Sites | No. under construction | | |
| (1) | (2) | (3) | (4) | (5) | (6) | (7) |
| December, 1945 | 41,202 | 12,003 | 22,808 | 12,788 | 366 | 13,154 |
| June, 1946 ... | 53,849 | 36,159 | 82,615 | 63,465 | 2,530 | 65,995 |
| December ... | 38,120 | 55,958 | 164,877 | 124,837 | 18,999 | 143,836 |
| June, 1947 ... | 38,810 | 26,272 | 254,149 | 159,308 | 46,957 | 206,265 |
| December ... | 35,071 | 13,366 | 299,550 | 168,803 | 102,476 | 271,279 |
| March, 1948 ... | 38,306 | 13,091 | 314,878 | 153,584 | 138,958 | 292,542 |
| June ... | 46,254 | 14,234 | 340,301 | 141,023 | 181,147 | 322,170 |
| September ... | 48,633 | 15,711 | 372,096 | 132,975 | 221,511 | 354,486 |
| December ... | 37,233 | 21,605 | 413,557 | 126,973 | 262,245 | 389,218 |
| March, 1949 ... | 35,648 | 17,166 | 450,777 | 125,085 | 299,710 | 424,795 |
| June ... | 36,082 | 22,389 | 482,098 | 127,539 | 332,573 | 460,112 |
| September ... | 30,560 | 24,767 | 522,885 | 134,740 | 364,823 | 499,563 |
| December ... | 23,768 | 27,329 | 563,220 | 135,310 | 399,203 | 534,513 |

TABLE No. 8

PERMANENT NON-TRADITIONAL HOUSING IN ENGLAND AND WALES
ALL TYPES EXCEPT ALUMINIUM HOUSES

HOUSES—TENDERS APPROVED AND CONSTRUCTION BEGUN

NUMBER AT END DECEMBER

Unit = No. of dwellings to be provided

| Type | Tenders Approved | Construction Begun | Completed | Under Construction at end of period |
|--------------------------------------|------------------|--------------------|-----------|-------------------------------------|
| (1) | (2) | (3) | (4) | (5) |
| Airey Urban | 1,034 | 976 | 739 | 237 |
| Airey Rural | 20,484 | 20,158 | 17,904 | 2,254 |
| British Iron and Steel Federation... | 31,548 | 31,066 | 31,046 | 20 |
| British Steel Construction | 1,052 | 1,010 | 716 | 294 |
| Cornish Unit | 6,906 | 4,410 | 2,416 | 1,994 |
| Cussins | 1,260 | 1,240 | 1,196 | 44 |
| Dyke C.C.C. | 396 | 396 | 236 | 160 |
| Hill | 649 | 649 | 649 | — |
| Howard | 1,404 | 1,404 | 1,404 | — |
| Laing Easiform | 16,104 | 14,568 | 11,523 | 3,045 |
| L. C. System | 2,000 | 1,812 | 760 | 1,052 |
| Newland | 2,401 | 2,361 | 2,122 | 239 |
| Orlit | 7,334 | 7,212 | 6,287 | 925 |
| Reema | 796 | 662 | 392 | 270 |
| Spooner | 1,424 | 1,232 | 909 | 323 |
| Steane | 186 | 136 | 91 | 45 |
| Swedish | 2,424 | 2,424 | 2,420 | 4 |
| Trusteel | 1,196 | 1,196 | 1,149 | 47 |
| Unity... .. | 2,726 | 2,494 | 1,766 | 728 |
| Wates | 5,485 | 5,249 | 4,329 | 920 |
| Wimpey "No fines" | 7,030 | 6,582 | 4,254 | 2,328 |
| Woolaway | 1,036 | 958 | 824 | 134 |
| Other types | 4,787 | 4,339 | 3,666 | 673 |
| Total | 119,662 | 112,534 | 96,798 | 15,736 |

Note.—Houses approved for construction by Housing Associations under the Housing Act, 1936, Section 94 (as amended by the Housing (Financial Provisions) Act, 1938, Section 8), and by Government Departments are included in this Table.

Permanent Aluminium houses are not included in this Table. Information in respect of this type is shown in Table 2c.

TABLE No. 9

LABOUR—ESTIMATED NUMBER OF MALE EMPLOYEES IN THE
BUILDING AND CIVIL ENGINEERING INDUSTRIES IN GREAT BRITAIN

| Operatives aged 16 and over employed on | At 31st July, 1945 | | At end September, 1949 (a) | | At end December, 1949 (a) | |
|--|--------------------|----------|----------------------------|----------|---------------------------|----------|
| | England and Wales | Scotland | England and Wales | Scotland | England and Wales | Scotland |
| Housing | | | | | | |
| (1) Construction of new permanent houses and preparation of housing sites (b) ... | 25,000 | 6,900 | 200,600 | 27,700 | 199,700 | 27,100 |
| (2) Repairs, maintenance to existing houses (including war damage repairs, conversions, adaptations, extensions, etc.) ... | 295,400 | 16,600 | 229,400 | 22,200 | 229,400 | 22,200 |
| Total ... | 320,400 | 23,500 | 430,000 | 49,900 | 429,100 | 49,300 |
| | 343,900 | | 479,900 | | 478,400 | |
| Other Building and Civil Engineering Work | | | | | | |
| (3) New construction, repairs and maintenance of factories, public utilities, commercial, agricultural and industrial premises (c) ... | 191,100 | | 533,100 | | 498,600 | |
| Total number of Operatives aged 16 and over employed (d) ... | 535,000 | | 1,013,000 | | 977,000 | |

(a) Provisional.

(b) The figures for July, 1945, include operatives employed on erection of temporary houses. September and December, 1949, figures are derived from returns made from building sites and may be incomplete. These figures do not include the number of Building and Civil Engineering workers directly employed by local authorities. The numbers of such workers in England and Wales were 18,392 and 18,428 in September and December, 1949.

(c) The numbers shown under this head may be overstated since they may include operatives employed on the construction of new permanent houses.

(d) Source—Ministry of Works (based on Census and Sample Returns).

TABLE No. 10

SOFTWOOD TIMBER: UNITED KINGDOM IMPORTS AND PRODUCTION (a) (b)
Unit=Standards

| | Monthly Average | | | | | October to December 1949 |
|---|-----------------|---------|---------|---------|----------|--------------------------|
| | 1935-1938 | 1946 | 1947 | 1948 | 1949 | |
| Imports by Country of Origin | | | | | | |
| Canada ... | 33,492 | 29,256 | 41,587 | 21,962 | 18,137 | 22,002 |
| U.S.A. ... | 3,814 | 3,084 | 13,499 | 5,539 | 2,294 | 6,680 |
| U.S.S.R. and Baltic States | 46,205 | 1,037 | 596 | 1,917 | 7,583 | 22,407 |
| Finland ... | 47,124 | 9,137 | 16,188 | 13,784 | 19,119 | 33,051 |
| Sweden ... | 35,176 | 18,317 | 17,277 | 17,778 | 19,673 | 26,679 |
| Norway ... | 2,634 | 9 | 260 | 900 | 136 | 59 |
| Poland ... | 14,782 | — | — | 2,618 | 5,766 | 9,251 |
| Germany ... | 85 | 5,063 | 24,166 | 16,383 | 7,384 | 4,266 |
| Czechoslovakia, Yugoslavia and Roumania | 2,410 | 746 | 2,030 | 4,409 | 12,229 | 11,711 |
| Other countries ... | 562 | | | | | |
| Total Imports ... | 186,284 | 66,649 | 115,603 | 85,290 | 92,321 | 136,106 |
| Home Produced ... | ... | 7,300 | 5,540 | 5,420 | 5,485(d) | 5,319(d) |
| Total available ... | ... | 73,949 | 121,143 | 90,710 | ... | ... |
| Imports by Class of Timber | | | | | | |
| Hewn ... | 1,642 | 3,472 | 15,994 | 11,691 | 1,111 | 1,101 |
| Sawn ... | 150,917 | 57,440 | 90,485 | 68,008 | 86,025 | 128,250 |
| Planed or Dressed ... | 26,397 | 4,008 | 6,656 | 3,575 | 2,855 | 4,342 |
| Boxboards, etc. ... | 7,328 | 1,729 | 2,468 | 2,016 | 2,330 | 2,413 |
| Total ... | 186,284 | 66,649 | 115,603 | 85,290 | 92,321 | 136,106 |
| Stocks at end of period | | | | | | |
| Imported (c) ... | ... | 205,000 | 606,820 | 457,446 | ... | 394,470(d) |
| Home Produced... .. | ... | 9,480 | 8,104 | 8,754 | ... | 8,467(d) |
| Total ... | ... | 214,480 | 614,924 | 466,200 | ... | 402,937(d) |

Notes:—Source—Board of Trade.

(a) The total supplies of softwood timber shown in the above table necessarily relate to all qualities and dimensions although only certain qualities and dimensions are normally used in building. Softwood timber is required for use in the repair and construction of ships, the repair and construction of goods vehicles, furniture, agricultural equipment, packing cases, etc. An allocation between the various uses of the supplies available each quarter is agreed inter-departmentally and implemented through the timber licensing machinery.

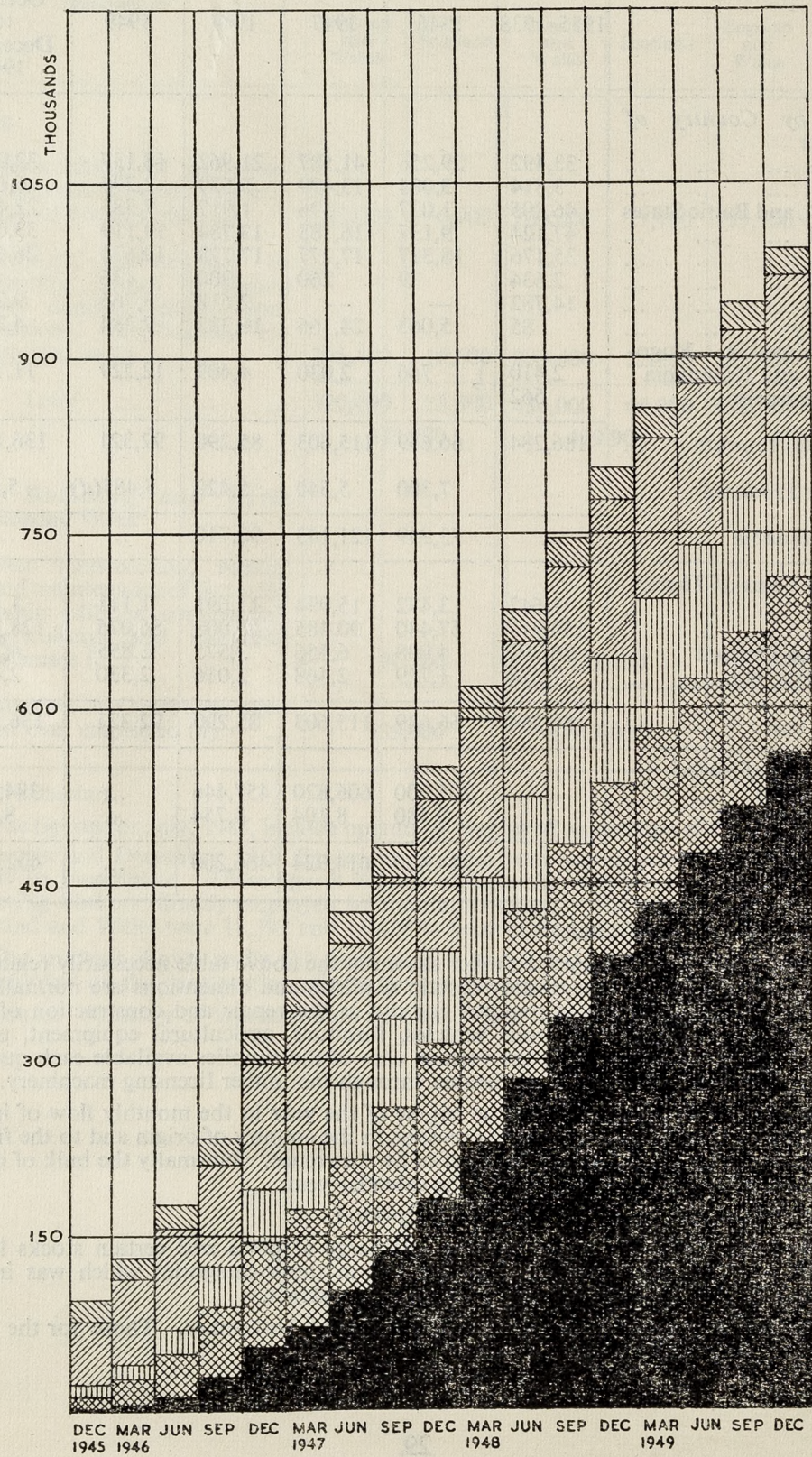
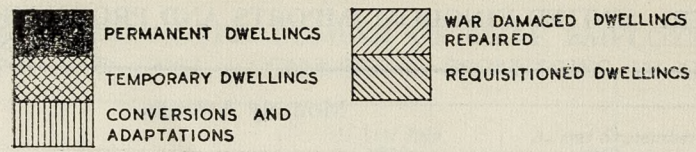
There is a marked variation during the course of the year in the monthly flow of imports into this country, due both to the logging seasons in the country of origin and to the freezing of the ports in the Baltic Sea and in the Gulf of St. Lawrence. Normally the bulk of imports arrive in this country in the latter part of the calendar year.

(b) Excludes sleepers, poles, pitwood and pulpwood.

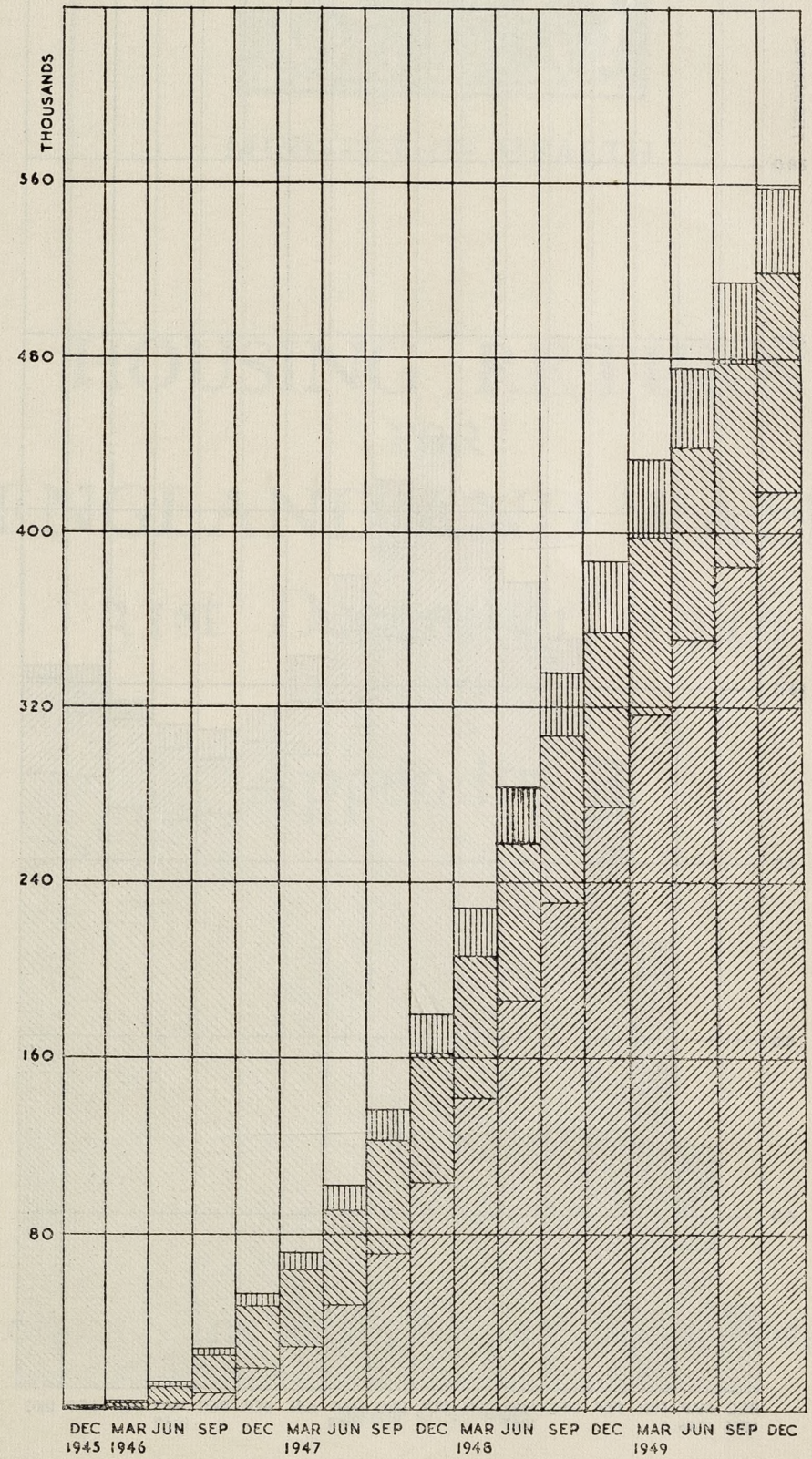
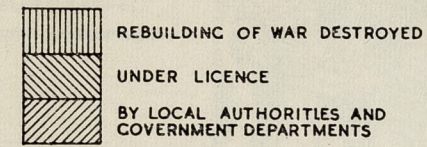
(c) From April, 1949, quantities awaiting discharge at ports and certain stocks held by British Railways are not included. The amount in these categories which was included in the figures for March, 1949, was 33·6 thousand standards.

(d) These figures relate to the position at the end of November. Those for the end of December are not yet available.

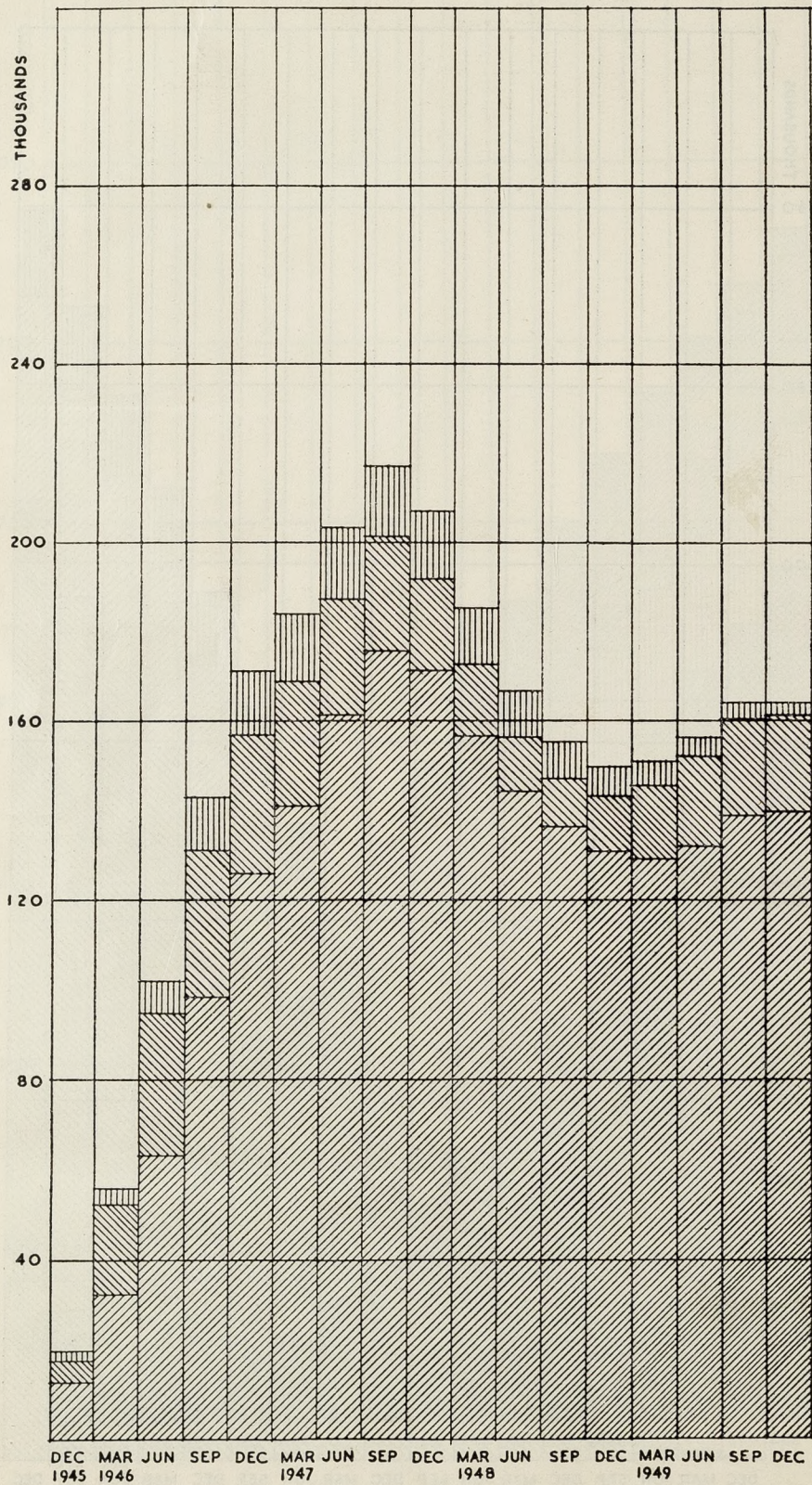
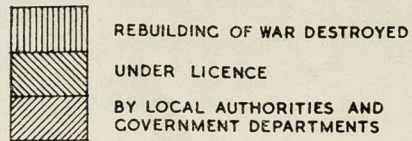
TOTAL PROVISION OF HOUSING ACCOMMODATION



PERMANENT DWELLINGS CONSTRUCTION COMPLETED



PERMANENT DWELLINGS UNDER CONSTRUCTION



BRITISH LIBRARY
 - 9 FEB 1950
 OF POLITICAL AND
 ECONOMIC SCIENCE.

(1) 42 (HA 301)
 (2) 42 (R415)



MINISTRY OF HEALTH

HOUSING RETURN
 FOR
 ENGLAND AND WALES
 31st December, 1949

Appendix B

LONDON : HIS MAJESTY'S STATIONERY OFFICE

PRICE 1s 3d NET

Housing Return for England and
Wales as at 31st December, 1949, with
Appendix A (Cmd. 7871) 9d. (by post 10d.)

NOTES

1. An alphabetical index of Regions and Counties is shown on page 78.
2. The estimated population shown in Column (11) relates to 31st December, 1948, and excludes members of the Armed Forces.
3. The figures given in this Appendix relate from the 1st April, 1945, and have been based on Progress Reports received from Local Authorities up to December, 1949 inclusive.
4. The term "under construction" in Columns (4), (7), (9), (15) and (17), means that the contractor has actually begun work on the construction of the dwellings.
5. Houses shewn as being under construction or completed are included in the number of houses on tenders approved or on licences and approvals issued; otherwise, figures in each column are not included in any other column.
6. Experimental houses erected by the Ministry of Works on sites provided by housing authorities are included in the data shown for the authorities concerned.
7. The data shewn for each Metropolitan Borough excludes housing provision made by the London County Council.
8. The total number of dwellings on licences and approvals issued (Column (14)) relates both to new dwellings and to rebuilt war destroyed dwellings. Approvals for the erection of new dwellings include those built under the Housing (Financial Provisions) Act, 1938, Section 3, and houses on which the work was done without valuable consideration that were approved before 1st February, 1947.
The total number of dwellings shown in Column (14) takes into account licences and approvals reported as having lapsed.
9. The numbers of houses on licences issued or approved under Section 94 of the Housing Act, 1936 (as amended by Section 8 of the Housing (Financial Provisions) Act, 1938), under construction and completed by Housing Associations are included in Columns (3), (4) and (5) respectively. The numbers of such houses included in Columns (3), (4) and (5) are shown at the foot of each page for each Local Authority concerned.

TABULAR STATEMENT FOR EACH HOUSING
Position as at 31st
Unit = Number

| Housing Authorities and Housing Associations—Permanent Housing | | | | | | | | | | |
|---|---|---------------------------------------|----------------------------|---------------|-----------------------------|----------------------------|---------------|------------------------------------|----------------|--------------------|
| Sites | | Houses and Flats | | | | | | | | Est. Pop. in 000's |
| Right of entry obtained development or house erection not yet begun (i) | Developed or under development house erection not yet begun (2) | New Dwellings except Aluminium Houses | | | Aluminium Houses | | | Rebuilding War Destroyed Dwellings | | |
| | | No. on tenders approved (3) | No. under construction (4) | Completed (5) | No. on tenders approved (6) | No. under construction (7) | Completed (8) | No. under construction (9) | Completed (10) | |
| 70 | 293 | 1,249 | 272 | 851 | — | — | — | — | — | 65 |
| 1,012 | 58 | 856 | 162 | 432 | 103 | — | 103 | — | — | 23 |
| — | — | 522 | 41 | 481 | 110 | — | 110 | — | — | 29 |
| — | 122 | 178 | 40 | 138 | — | — | — | — | — | 5 |
| — | 34 | 96 | 4 | 74 | — | — | — | — | — | 5 |
| — | 270 | 570 | 60 | 436 | — | — | — | — | — | 12 |
| 400 | 62 | 136 | 24 | 100 | — | — | — | — | — | 11 |
| — | 8 | 52 | 8 | 44 | — | — | — | — | — | 2 |
| 130 | 50 | 308 | 85 | 213 | — | — | — | — | — | 29 |
| 14 | 54 | 490 | 98 | 390 | — | — | — | — | — | 19 |
| 370 | 128 | 502 | 138 | 284 | 75 | — | 75 | — | — | 29 |
| 108 | 68 | 92 | 22 | 56 | — | — | — | — | — | 13 |
| 14 | 112 | 118 | 24 | 88 | — | — | — | — | — | 12 |
| — | — | 284 | 84 | 178 | — | — | — | — | — | 23 |
| 4 | 334 | 984 | 198 | 766 | — | — | — | — | — | 84 |
| 304 | 129 | 1,541 | 225 | 1,127 | — | — | — | — | — | 115 |
| 104 | 506 | 2,438 | 257 | 2,109 | 48 | — | 48 | — | 10 | 108 |
| — | 2,190 | 4,362 | 892 | 3,228 | 113 | — | 113 | — | 30 | 181 |
| 2,369 | 329 | 1,035 | 229 | 806 | — | — | — | — | 6 | 72 |
| — | 128 | 533 | 76 | 427 | — | — | — | — | — | 19 |
| 1,215 | 156 | 561 | 121 | 404 | — | — | — | — | — | 17 |
| 650 | 179 | 677 | 238 | 439 | — | — | — | — | — | 28 |
| — | 358 | 1,405 | 196 | 921 | 20 | — | 20 | — | 14 | 73 |

(a) See Note 9. Column (3) 158, Column (4) 40, Column (5) 118. (h) See Note 9. Column (3) 24, Column (4) —, Column (5) 2.
 (b) See Note 9. " 570, " 60, " 436. (i) See Note 9. " 7, " —, " 7.
 (c) See Note 9. " 32, " —, " 32. (j) See Note 9. " 13, " —, " 13.
 (d) See Note 9. " 56, " —, " 56. (k) See Note 9. " 8, " —, " 8.
 (e) See Note 9. " 456, " 98, " 356. (l) See Note 9. " 3, " —, " 3.
 (f) See Note 9. " 402, " 98, " 224. (m) See Note 9. " 36, " 22, " —.
 (g) See Note 9. " 284, " 84, " 178.

AUTHORITY IN ENGLAND AND WALES
December, 1949.
of dwellings.

APPENDIX B

| Housing Authority | Temporary Houses Completed | Private Builders—Permanent Housing | | | | |
|---------------------------|----------------------------|--|--------------------|-----------|------------------------------------|-----------|
| | | Total No. on Licences and Approvals issued | New Dwellings | | Rebuilding War Destroyed Dwellings | |
| | | | Under construction | Completed | Under construction | Completed |
| Name | (13) | (14) | (15) | (16) | (17) | (18) |
| NORTHERN | | | | | | |
| Cumberland | | | | | | |
| COUNTY BOROUGH | | | | | | |
| Carlisle | 115 | 182 | 43 | 127 | — | — |
| BOROUGHES | | | | | | |
| Whitehaven | 50 | 112 | 24 | 87 | — | — |
| Workington | — | 107 | 23 | 76 | — | — |
| URBAN DISTRICTS | | | | | | |
| Cockermouth (a) | — | 16 | — | 16 | — | — |
| Keswick | — | 34 | 9 | 24 | — | — |
| Maryport (b) | — | 26 | 13 | 12 | — | — |
| Penrith | 20 | 32 | 7 | 24 | — | — |
| RURAL DISTRICTS | | | | | | |
| Alston with Garrigill (c) | — | 2 | 1 | 1 | — | — |
| Border (d) | 35 | 96 | 12 | 81 | — | — |
| Cockermouth (e) | — | 75 | 6 | 68 | — | — |
| Ennerdale (f) | 110 | 11 | 7 | 2 | — | — |
| Millom (m) | — | 15 | 5 | 10 | — | — |
| Penrith | — | 26 | 3 | 23 | — | — |
| Wigton (g) | — | 48 | 14 | 33 | — | — |
| Durham | | | | | | |
| COUNTY BOROUGHES | | | | | | |
| Darlington | 200 | 347 | 77 | 248 | — | — |
| Gateshead | — | 121 | 6 | 107 | — | — |
| South Shields | 364 | 199 | 19 | 92 | — | 83 |
| Sunderland (h) | 958 | 342 | — | 187 | 1 | 154 |
| West Hartlepool (i) | 200 | 340 | 38 | 284 | — | 4 |
| BOROUGHES | | | | | | |
| Durham (j) | — | 80 | 22 | 53 | — | — |
| Hartlepool (k) | 150 | 14 | — | 12 | — | 2 |
| Jarrow | 50 | 24 | 8 | 4 | — | — |
| Stockton-on-Tees (l) | 200 | 334 | 57 | 235 | — | 2 |

(92497)

A 3

APPENDIX B

| Housing Authorities and Housing Associations—Permanent Housing | | | | | | | | | | |
|---|---|---------------------------------------|----------------------------|---------------|-----------------------------|----------------------------|---------------|------------------------------------|----------------|--------------------|
| Sites | | Houses and Flats | | | | | | | | Est. Pop. in 000's |
| Right of entry obtained development or house erection not yet begun (1) | Developed or under development house erection not yet begun (2) | New Dwellings except Aluminium Houses | | | Aluminium Houses | | | Rebuilding War Destroyed Dwellings | | |
| | | No. on tenders approved (3) | No. under construction (4) | Completed (5) | No. on tenders approved (6) | No. under construction (7) | Completed (8) | No. under construction (9) | Completed (10) | |
| — | — | 168 | 74 | 66 | — | — | — | — | — | 5 |
| 672 | — | 542 | 132 | 410 | — | — | — | — | 14 | 23 |
| 1,260 | 11 | 310 | 40 | 268 | 44 | — | 44 | — | — | 36 |
| 376 | 50 | 547 | 86 | 435 | 116 | — | 116 | — | — | 31 |
| 526 | 228 | 521 | 106 | 367 | 88 | — | 88 | — | 5 | 16 |
| 848 | 104 | 642 | 132 | 490 | — | — | — | — | — | 19 |
| — | — | 343 | 88 | 255 | — | — | — | — | — | 19 |
| 2,000 | 112 | 771 | 150 | 613 | — | — | — | — | — | 39 |
| 176 | 234 | 422 | 86 | 280 | — | — | — | — | — | 27 |
| — | 438 | 318 | 54 | 264 | 50 | — | 50 | — | — | 25 |
| 220 | 108 | 454 | 78 | 308 | — | — | — | — | — | 23 |
| 104 | 86 | 406 | 88 | 318 | — | — | — | — | — | 19 |
| 162 | 314 | 950 | 118 | 744 | 28 | — | 28 | — | — | 29 |
| 126 | 11 | 274 | 67 | 187 | — | — | — | — | — | 14 |
| 438 | — | 360 | 74 | 248 | 80 | — | 80 | — | — | 26 |
| 124 | 32 | 170 | 18 | 152 | — | — | — | — | — | 15 |
| 101 | 6 | 523 | 96 | 353 | 72 | — | 72 | — | — | 20 |
| 32 | — | 488 | 108 | 362 | 112 | — | 112 | — | — | 49 |
| — | — | 157 | 24 | 50 | — | — | — | — | — | 3 |
| 200 | 42 | 375 | 66 | 291 | — | — | — | — | — | 18 |
| — | 77 | 251 | 68 | 183 | 21 | — | 21 | — | 3 | 23 |
| 54 | 56 | 246 | 45 | 180 | — | — | — | — | — | 17 |
| 132 | 185 | 596 | 140 | 456 | — | — | — | — | — | 41 |
| 70 | 10 | 172 | — | 141 | — | — | — | — | — | 10 |
| 1,377 | 357 | 927 | 199 | 698 | 109 | — | 109 | — | — | 34 |
| 48 | 6 | 922 | 40 | 882 | 258 | — | 258 | — | 6 | 82 |
| 248 | — | 366 | 79 | 237 | 46 | — | 46 | — | — | 15 |
| 651 | 53 | 506 | 206 | 284 | 92 | — | 92 | — | — | 36 |
| 16 | — | 252 | 30 | 222 | — | — | — | — | — | 7 |
| — | 138 | 928 | 82 | 736 | 26 | — | 26 | — | — | 25 |
| 68 | 48 | 171 | 55 | 76 | — | — | — | — | — | 9 |
| 380 | 312 | 2,929 | 270 | 2,340 | — | — | — | — | 12 | 294 |
| — | 372 | 2,054 | 258 | 1,554 | — | — | — | — | 46 | 66 |
| 96 | 106 | 368 | 62 | 264 | — | — | — | — | 10 | 12 |
| 550 | 84 | 683 | 129 | 526 | 59 | — | 59 | — | 28 | 35 |
| — | 6 | 234 | 6 | 228 | — | — | — | — | — | 9 |
| 748 | 118 | 920 | 214 | 668 | — | — | — | — | 2 | 49 |
| — | — | 272 | 30 | 242 | — | — | — | — | — | 7 |
| 422 | 4 | 122 | 38 | 84 | — | — | — | — | — | 4 |
| — | 244 | 395 | 104 | 291 | 80 | — | 80 | — | — | 29 |
| 109 | 139 | 762 | 136 | 585 | 20 | — | 20 | — | — | 28 |
| 449 | 120 | 706 | 90 | 616 | — | — | — | — | — | 24 |

(a) See Note 9. Column (3) 156, Column (4) 74, Column (5) 54.

(b) See Note 9. " 23, " " 23.

(c) See Note 9. " 1, " " 1.

(d) See Note 9. " 4, " " 4.

(e) See Note 9. " 115, " " 115.

(f) See Note 9. Column (3) 157, Column (4) 24, Column (5) 50.

(g) See Note 9. " 9, " " 9.

(h) See Note 9. " 6, " " 6.

(i) See Note 9. " 20, " " 20.

(continued)

| Housing Authority | Temporary Houses Completed | Private Builders—Permanent Housing | | | | |
|--------------------------|----------------------------|--|--------------------|-----------|------------------------------------|-----------|
| | | Total No. on Licences and Approvals issued | New Dwellings | | Rebuilding War Destroyed Dwellings | |
| | | | Under construction | Completed | Under construction | Completed |
| Name | (13) | (14) | (15) | (16) | (17) | (18) |
| Durham—cont. | | | | | | |
| URBAN DISTRICTS | | | | | | |
| Barnard Castle (a) | — | 19 | 4 | 15 | — | — |
| Billingham | 100 | 28 | — | 26 | — | 2 |
| Bishop Auckland | 105 | 36 | 7 | 27 | — | — |
| Blaydon | 102 | 22 | 5 | 11 | — | 6 |
| Boldon (b) | — | 60 | 11 | 43 | — | 4 |
| Brandon and Byshottles | 70 | 21 | 4 | 17 | — | — |
| Chester-le-Street (c) | 80 | 53 | 17 | 36 | — | — |
| Consett | 143 | 80 | 15 | 64 | — | — |
| Crook and Willington (d) | 102 | 5 | 3 | 2 | — | — |
| Felling | 100 | 6 | — | 6 | — | — |
| Hebburn | 105 | 4 | — | 2 | — | 2 |
| Hetton | — | — | — | — | — | — |
| Houghton-le-Spring | 134 | 44 | 12 | 32 | — | — |
| Ryton | — | 31 | 6 | 25 | — | — |
| Seaham | 150 | 1 | — | 1 | — | — |
| Shildon | 44 | 19 | 6 | 12 | — | — |
| Spennymoor (e) | 66 | 21 | 10 | 10 | — | — |
| Stanley | 150 | 5 | 1 | 3 | — | — |
| Tow Law (f) | — | — | — | — | — | — |
| Washington | 100 | 31 | 7 | 21 | — | — |
| Whickham | — | 60 | 9 | 51 | — | — |
| RURAL DISTRICTS | | | | | | |
| Barnard Castle | — | 7 | 2 | 4 | — | — |
| Chester-le-Street | 101 | 47 | 7 | 31 | — | — |
| Darlington | — | 53 | 10 | 43 | — | — |
| Durham | 66 | 2 | — | 2 | — | — |
| Easington | 416 | 47 | 4 | 22 | — | 12 |
| Lanchester | — | 24 | — | 24 | — | — |
| Sedgefield | — | 85 | 17 | 66 | — | — |
| Stockton | — | 83 | 9 | 74 | — | — |
| Sunderland | 56 | 40 | 8 | 29 | — | 2 |
| Weardale | — | 13 | 3 | 10 | — | — |
| Northumberland | | | | | | |
| COUNTY BOROUGHS | | | | | | |
| Newcastle-upon-Tyne | 1,390 | 530 | 86 | 306 | — | 90 |
| Tynemouth (g) | — | 204 | 14 | 119 | — | 63 |
| BOROUGHS | | | | | | |
| Berwick-upon-Tweed | 50 | 51 | 15 | 32 | — | 4 |
| Blyth | 150 | 24 | 9 | 10 | — | — |
| Morpeth | 71 | 12 | 9 | 3 | — | — |
| Wallsend | 163 | 78 | — | 40 | — | 38 |
| URBAN DISTRICTS | | | | | | |
| Alnwick | 50 | 18 | 1 | 17 | — | — |
| Amble (h) | — | 10 | — | 6 | — | 1 |
| Ashington (i) | 67 | 17 | 3 | 14 | — | — |
| Bedlingtonshire | 50 | 18 | 7 | 11 | — | — |
| Gosforth | 115 | 123 | — | 123 | — | — |

(92497)

A 4

| Housing Authorities and Housing Associations—Permanent Housing | | | | | | | | | | |
|---|---|---------------------------------------|----------------------------|---------------|-----------------------------|----------------------------|---------------|------------------------------------|----------------|--------------------|
| Sites | | Houses and Flats | | | | | | | | Est. Pop. in 000's |
| Right of entry obtained development or house erection not yet begun (1) | Developed or under development house erection not yet begun (2) | New Dwellings except Aluminium Houses | | | Aluminium Houses | | | Rebuilding War Destroyed Dwellings | | |
| | | No. on tenders approved (3) | No. under construction (4) | Completed (5) | No. on tenders approved (6) | No. under construction (7) | Completed (8) | No. under construction (9) | Completed (10) | |
| 19 | 68 | 148 | 22 | 126 | — | — | — | — | — | 9 |
| 158 | 34 | 512 | 116 | 386 | 91 | — | 91 | — | 10 | 27 |
| — | 40 | 276 | 18 | 226 | — | — | — | — | — | 10 |
| — | 222 | 532 | 106 | 408 | 70 | — | 70 | — | — | 21 |
| 184 | 86 | 130 | 20 | 110 | — | — | — | — | — | 9 |
| 12 | 560 | 444 | 108 | 303 | 52 | — | 52 | — | 6 | 26 |
| 128 | — | 503 | 84 | 381 | — | — | — | — | — | 32 |
| 16 | 43 | 145 | 43 | 90 | 26 | — | 26 | — | — | 12 |
| 20 | 95 | 74 | 10 | 60 | — | — | — | — | — | 5 |
| 20 | 2 | 56 | — | 56 | — | — | — | — | — | 5 |
| 66 | 8 | 390 | 106 | 284 | 48 | — | 48 | — | — | 15 |
| 80 | — | 62 | 6 | 56 | — | — | — | — | — | 8 |
| 60 | 16 | 128 | 14 | 74 | — | — | — | — | — | 7 |
| 36 | 14 | 224 | 34 | 164 | — | — | — | — | — | 21 |
| 398 | 418 | 351 | 103 | 230 | 23 | — | 23 | — | — | 18 |
| — | — | 110 | 20 | 90 | — | — | — | — | — | 5 |
| — | 6 | 108 | 47 | 59 | — | — | — | — | — | 6 |
| 64 | — | 16 | 8 | 8 | — | — | — | — | — | 2 |
| 262 | 12 | 324 | 76 | 228 | — | — | — | — | — | 18 |
| 10 | — | 8 | 8 | — | — | — | — | — | — | 5 |
| 4 | 20 | 14 | 4 | 8 | — | — | — | — | — | 6 |
| 78 | 26 | 95 | 32 | 49 | — | — | — | — | — | 17 |
| 22 | 16 | 324 | 86 | 230 | — | — | — | — | — | 18 |
| 246 | 414 | 2,392 | 517 | 1,567 | 20 | — | 20 | — | 17 | 144 |
| 350 | 191 | 502 | 120 | 320 | — | — | — | — | — | 27 |
| — | — | 128 | 34 | 90 | — | — | — | — | — | 5 |
| 476 | 34 | 759 | 128 | 515 | — | — | — | — | 8 | 45 |
| 24 | 38 | 332 | 42 | 242 | — | — | — | — | — | 23 |
| 56 | 75 | 561 | 151 | 372 | — | — | — | — | 11 | 33 |
| 16 | — | 204 | 32 | 148 | — | — | — | — | — | 8 |
| — | 82 | 129 | 50 | 61 | — | — | — | — | — | 7 |
| 70 | — | 94 | 4 | 90 | — | — | — | — | — | 4 |
| 115 | — | 200 | 66 | 134 | — | — | — | — | — | 6 |
| — | — | 62 | 8 | 54 | — | — | — | — | — | 4 |
| 58 | 31 | 194 | 46 | 122 | — | — | — | — | — | 8 |

(a) See Note 9. Column (3) 10, Column (4) —, Column (5) —.
 (b) See Note 9. " 8, " —, " 8.
 (c) See Note 9. " 12, " —, " 5.
 (d) See Note 9. " 5, " —, " 5.
 (e) See Note 9. " 50, " —, " 50.

| Housing Authority | Temporary Houses Completed | Private Builders—Permanent Housing | | | | |
|------------------------------|----------------------------|--|--------------------|-----------|------------------------------------|-----------|
| | | Total No. on Licences and Approvals issued | New Dwellings | | Rebuilding War Destroyed Dwellings | |
| | | | Under construction | Completed | Under construction | Completed |
| Name | (13) | (14) | (15) | (16) | (17) | (18) |
| Northumberland—cont. | | | | | | |
| URBAN DISTRICTS—cont. | | | | | | |
| Hexham | — | 22 | 9 | 13 | — | — |
| Longbenton (a) | 95 | 89 | 11 | 78 | — | — |
| Newbiggin-by-Sea (b) | — | 7 | — | — | — | 7 |
| Newburn | 50 | 84 | 2 | 79 | — | 3 |
| Prudhoe | 153 | — | — | — | — | — |
| Seaton Valley (c) | 119 | 10 | — | 9 | — | 1 |
| Whitley Bay (d) | — | 195 | 8 | 89 | — | 97 |
| RURAL DISTRICTS | | | | | | |
| Alnwick | 32 | 20 | 5 | 14 | — | — |
| Belford | — | 23 | 7 | 9 | — | — |
| Bellingham | — | — | — | — | — | — |
| Castle Ward | — | 68 | 19 | 49 | — | — |
| Glendale | — | 27 | 15 | 8 | — | — |
| Haltwhistle | — | 8 | 2 | 5 | — | — |
| Hexham | — | 31 | 6 | 24 | — | — |
| Morpeth | — | 29 | 12 | 8 | — | — |
| Norham and Islandshires | — | 16 | 8 | 8 | — | — |
| Rothbury | 4 | 7 | 4 | 3 | — | — |
| Westmorland | | | | | | |
| BOROUGHES | | | | | | |
| Appleby | — | 3 | — | 3 | — | — |
| Kendal | 40 | 53 | 11 | 40 | — | — |
| URBAN DISTRICTS | | | | | | |
| Lakes | — | 6 | 2 | 4 | — | — |
| Windermere | — | 10 | 2 | 8 | — | — |
| RURAL DISTRICTS | | | | | | |
| North Westmorland | — | 23 | 8 | 15 | — | — |
| South Westmorland | — | 115 | 25 | 90 | — | — |
| York—North Riding | | | | | | |
| COUNTY BOROUGH | | | | | | |
| Middlesbrough | 290 | 332 | 42 | 287 | — | 2 |
| BOROUGHES | | | | | | |
| Redcar | 60 | 55 | 10 | 41 | — | 4 |
| Richmond | 26 | 23 | 13 | 10 | — | — |
| Scarborough | 150 | 168 | 40 | 107 | — | 14 |
| Thornaby-on-Tees | — | 67 | 1 | 64 | — | — |
| URBAN DISTRICTS | | | | | | |
| Eston | 150 | 57 | — | 56 | — | 1 |
| Guisborough (e) | — | 46 | 6 | 40 | — | — |
| Loftus | — | 2 | — | 2 | — | — |
| Malton | — | 5 | 1 | 4 | — | — |
| Northallerton | — | 28 | 9 | 16 | — | — |
| Pickering | — | 25 | 4 | 21 | — | — |
| Saltburn and Marske-by-Sea | 36 | 34 | 3 | 16 | — | 14 |

| Housing Authorities and Housing Associations—Permanent Housing | | | | | | | | | | |
|---|---|---------------------------------------|----------------------------|---------------|-----------------------------|----------------------------|---------------|------------------------------------|----------------|-------------------------|
| Sites | | Houses and Flats | | | | | | | | Est. Pop. in 000's (11) |
| Right of entry obtained development or house erection not yet begun (1) | Developed or under development house erection not yet begun (2) | New Dwellings except Aluminium Houses | | | Aluminium Houses | | | Rebuilding War Destroyed Dwellings | | |
| | | No. on tenders approved (3) | No. under construction (4) | Completed (5) | No. on tenders approved (6) | No. under construction (7) | Completed (8) | No. under construction (9) | Completed (10) | |
| — | 68 | 224 | 56 | 164 | — | — | — | — | — | 6 |
| 96 | 40 | 160 | — | 160 | — | — | — | — | — | 13 |
| — | 4 | 165 | 34 | 130 | — | — | — | — | — | 12 |
| — | — | 40 | 16 | 24 | — | — | — | — | — | 4 |
| 28 | — | 58 | 12 | 42 | — | — | — | — | — | 7 |
| — | — | 44 | 3 | 34 | — | — | — | — | — | 3 |
| 18 | — | 154 | 38 | 116 | — | — | — | — | — | 11 |
| 145 | 79 | 303 | 64 | 234 | — | — | — | — | — | 20 |
| 48 | — | 84 | 4 | 64 | — | — | — | — | — | 5 |
| 12 | 22 | 24 | 12 | 12 | — | — | — | — | — | 5 |
| 47 | 20 | 118 | 42 | 68 | — | — | — | — | — | 6 |
| 12 | — | 106 | 11 | 83 | — | — | — | — | — | 6 |
| — | 6 | 18 | 3 | 15 | — | — | — | — | — | 2 |
| 35 | 6 | 146 | 20 | 116 | — | — | — | — | — | 8 |
| — | 6 | 38 | 8 | 30 | — | — | — | — | — | 5 |
| — | — | — | — | — | — | — | — | — | — | 2 |
| 6 | — | 184 | 84 | 66 | — | — | — | — | — | 13 |
| 6 | 18 | 103 | 12 | 69 | — | — | — | — | — | 8 |
| 70 | 4 | 34 | 6 | 28 | — | — | — | — | — | 4 |
| 235 | 2 | 349 | 76 | 273 | — | — | — | — | — | 17 |
| — | — | 122 | 4 | 118 | — | — | — | — | — | 12 |
| — | — | 20 | 8 | 12 | — | — | — | — | — | 2 |
| — | 70 | 204 | 46 | 144 | — | — | — | — | — | 12 |
| — | 1,644 | 2,078 | 437 | 1,231 | — | — | — | — | 241 | 297 |
| 182 | 239 | 1,791 | 230 | 1,249 | — | — | — | — | 14 | 104 |
| 696 | 32 | 290 | 80 | 176 | — | — | — | — | — | 15 |
| 559 | 115 | 215 | 84 | 100 | — | — | — | — | — | 25 |
| 68 | — | 52 | 22 | 30 | — | — | — | — | — | 2 |
| — | — | 76 | 24 | 52 | — | — | — | — | — | 7 |
| 238 | — | 89 | — | 89 | — | — | — | — | — | 5 |
| 4 | 352 | 382 | 136 | 246 | 50 | — | 50 | — | — | 35 |
| — | — | 208 | 12 | 196 | — | — | — | — | — | 5 |
| 52 | — | 156 | 50 | 106 | — | — | — | — | — | 5 |
| — | 78 | 88 | 32 | 52 | — | — | — | — | — | 5 |
| 78 | 140 | 268 | 38 | 222 | — | — | — | — | — | 19 |
| 44 | 20 | 190 | 44 | 128 | — | — | — | — | 3 | 9 |
| 10 | 4 | 223 | 40 | 181 | — | — | — | — | — | 13 |
| 10 | 54 | 140 | 16 | 124 | — | — | — | — | — | 10 |
| 16 | 31 | 326 | 22 | 304 | — | — | — | — | — | 18 |

(a) See Note 9. Column (3) 14, Column (4) —, Column (5) 12.
 (b) See Note 9. " 18, " —, " —.

(continued)

| Housing Authority Name (12) | Temporary Houses Completed (13) | Private Builders—Permanent Housing | | | | |
|--|------------------------------------|--|----------------------------|-------------------|------------------------------------|-------------------|
| | | Total No. on Licences and Approvals issued (14) | New Dwellings | | Rebuilding War Destroyed Dwellings | |
| | | | Under construction (15) | Completed (16) | Under construction (17) | Completed (18) |
| York—North Riding—cont. | | | | | | |
| URBAN DISTRICTS—cont. | | | | | | |
| Scalby | — | 60 | 10 | 48 | — | — |
| Skelton and Brotton | — | 43 | 8 | 35 | — | — |
| Whitby | 43 | 43 | 3 | 38 | — | 1 |
| RURAL DISTRICTS | | | | | | |
| Aysgarth | — | 5 | 2 | 3 | — | — |
| Bedale | — | 29 | 3 | 23 | — | 1 |
| Croft | — | 6 | — | 6 | — | — |
| Easingwold | — | 59 | 1 | 56 | — | — |
| Flaxton (a) | 50 | 97 | 14 | 75 | — | 6 |
| Helmsley | — | 21 | 7 | 13 | — | — |
| Kirby Moorside | — | 18 | 5 | 12 | — | — |
| Leyburn | — | 27 | 2 | 25 | — | — |
| Malton | — | 8 | 3 | 5 | — | — |
| Masham | — | 2 | — | 2 | — | — |
| Northallerton | — | 33 | 5 | 28 | — | — |
| Pickering | — | 11 | 2 | 9 | — | — |
| Reeth | — | 1 | — | — | — | — |
| Richmond | — | 19 | 4 | 7 | — | — |
| Scarborough | — | 78 | 5 | 67 | — | 1 |
| Startforth | — | 3 | 1 | 2 | — | — |
| Stokesley | — | 91 | 7 | 82 | — | — |
| Thirsk | — | 48 | 1 | 47 | — | — |
| Wath | — | 5 | 1 | 4 | — | — |
| Whitby | — | 33 | 4 | 29 | — | — |
| EAST AND WEST RIDINGS | | | | | | |
| York—East Riding (with York C.B.) | | | | | | |
| COUNTY BOROUGHS | | | | | | |
| Kingston-upon-Hull (b) | 2,457 | 1,015 | 70 | 404 | 22 | 501 |
| York | 449 | 415 | 55 | 237 | 2 | 105 |
| BOROUGHS | | | | | | |
| Beverley | 75 | 78 | 15 | 63 | — | — |
| Bridlington | 100 | 211 | 12 | 164 | 1 | 34 |
| Hedon | — | 26 | 3 | 18 | — | 5 |
| URBAN DISTRICTS | | | | | | |
| Driffield | — | 23 | — | 23 | — | — |
| Filey | — | 34 | 2 | 32 | — | — |
| Haltemprice | — | 236 | 28 | 181 | — | 20 |
| Hornsea | 15 | 46 | 15 | 29 | — | — |
| Norton | 6 | 7 | — | 7 | — | — |
| Withernsea | 50 | 12 | 4 | 5 | — | 1 |
| RURAL DISTRICTS | | | | | | |
| Beverley | 51 | 130 | 17 | 107 | — | 1 |
| Bridlington | — | 34 | 3 | 27 | — | — |
| Derwent | — | 95 | 14 | 75 | — | 1 |
| Driffield | — | 32 | 1 | 30 | — | 1 |
| Holderness | 23 | 79 | 8 | 69 | — | 1 |

| Housing Authorities and Housing Associations—Permanent Housing | | | | | | | | | | |
|--|--|---------------------------------------|-------------------------------|------------------|--------------------------------|-------------------------------|------------------|------------------------------------|-------------------|-----------------------------|
| Sites | | Houses and Flats | | | | | | | | Est. Pop. in 000's |
| Right of entry obtained development or house erection not yet begun (1) | Developed or under development house erection not yet begun (2) | New Dwellings except Aluminium Houses | | | Aluminium Houses | | | Rebuilding War Destroyed Dwellings | | |
| | | No. on tenders approved (3) | No. under construction (4) | Completed (5) | No. on tenders approved (6) | No. under construction (7) | Completed (8) | No. under construction (9) | Completed (10) | |
| 26 | 28 | 232 | 20 | 188 | 20 | — | 20 | — | — | 12 |
| 20 | 17 | 214 | 16 | 198 | — | — | — | — | — | 7 |
| 124 | 58 | 300 | 42 | 258 | — | — | — | — | — | 18 |
| 447 | 378 | 1,067 | 281 | 658 | 149 | — | 149 | — | — | 75 |
| — | 589 | 1,555 | 582 | 867 | — | — | — | — | — | 290 |
| 12 | 67 | 572 | 198 | 342 | 25 | — | 25 | — | — | 53 |
| 200 | 699 | 1,733 | 229 | 1,458 | — | — | — | — | — | 80 |
| 148 | 289 | 1,240 | 302 | 790 | — | — | — | — | — | 97 |
| 118 | 360 | 1,070 | 212 | 620 | — | — | — | — | — | 128 |
| 8,480 | 2,333 | 4,648 | 1,593 | 2,333 | — | — | — | — | — | 504 |
| — | 614 | 1,342 | 152 | 1,036 | 100 | — | 100 | — | — | 81 |
| 12,365 | 868 | 4,779 | 1,048 | 3,014 | — | — | — | — | 98 | 512 |
| — | 606 | 848 | 202 | 582 | 80 | — | 80 | — | 4 | 58 |
| 450 | 58 | 458 | 150 | 308 | — | — | — | — | — | 40 |
| 94 | 170 | 376 | 88 | 228 | — | — | — | — | — | 31 |
| 296 | 110 | 332 | 80 | 252 | — | — | — | — | — | 20 |
| — | 22 | 472 | 120 | 310 | — | — | — | — | — | 52 |
| — | 186 | 364 | 160 | 204 | — | — | — | — | — | 57 |
| — | 114 | 618 | 146 | 390 | — | — | — | — | — | 40 |
| 314 | 44 | 152 | 32 | 82 | — | — | — | — | — | 15 |
| 7 | 188 | 582 | 96 | 432 | 38 | — | 38 | — | — | 23 |
| 348 | 204 | 476 | 98 | 352 | — | — | — | — | — | 30 |
| 82 | 10 | 114 | 29 | 85 | — | — | — | — | — | 10 |
| — | 120 | 140 | 38 | 90 | — | — | — | — | — | 19 |
| 468 | 316 | 206 | 76 | 114 | 36 | — | 36 | — | — | 19 |
| 118 | 24 | 347 | 76 | 263 | — | — | — | — | — | 27 |
| — | 74 | 166 | 32 | 134 | — | — | — | — | — | 10 |
| — | 6 | 28 | 14 | — | — | — | — | — | — | 10 |
| — | 226 | 364 | 81 | 267 | 45 | — | 45 | — | — | 20 |
| 591 | 132 | 169 | 38 | 91 | — | — | — | — | — | 22 |
| 46 | 2 | 460 | 24 | 436 | 25 | — | 25 | — | 2 | 43 |
| 292 | 62 | 288 | 110 | 160 | — | — | — | — | — | 22 |
| — | 100 | 168 | 16 | 128 | — | — | — | — | — | 17 |
| — | 100 | 110 | 28 | 72 | — | — | — | — | — | 9 |
| — | 40 | 176 | — | 160 | — | — | — | — | — | 6 |
| — | 94 | 230 | 28 | 202 | — | — | — | — | — | 14 |
| 164 | 204 | 458 | — | 458 | — | — | — | — | — | 24 |
| 72 | — | 126 | 24 | 96 | — | — | — | — | — | 10 |
| — | 12 | 38 | 8 | 22 | — | — | — | — | — | 3 |
| — | — | 106 | — | 106 | — | — | — | — | — | 4 |
| — | — | 124 | 4 | 62 | — | — | — | — | — | 5 |
| — | 94 | 130 | 22 | 88 | — | — | — | — | — | 19 |
| — | — | 370 | 14 | 356 | — | — | — | — | — | 13 |
| 67 | 58 | 243 | 32 | 193 | — | — | — | — | — | 12 |

(a) See Note 9. Column (3) 30, Column (4) 22, Column (5) 8.
 (b) See Note 9. " 12, " " " "

(continued)

| Housing Authority | Private Builders—Permanent Housing | | | | | |
|-------------------------------|------------------------------------|--|--------------------|-----------|------------------------------------|-----------|
| | Temporary Houses Completed | Total No. on Licences and Approvals issued | New Dwellings | | Rebuilding War Destroyed Dwellings | |
| | | | Under construction | Completed | Under construction | Completed |
| Name | (13) | (14) | (15) | (16) | (17) | (18) |
| York—East Riding—cont. | | | | | | |
| RURAL DISTRICTS—cont. | | | | | | |
| Howden | — | 37 | 3 | 33 | — | — |
| Norton | — | 20 | 7 | 11 | — | — |
| Pocklington | 45 | 69 | 14 | 52 | — | — |
| York—West Riding | | | | | | |
| COUNTY BOROUGHS | | | | | | |
| Barnsley | 346 | 72 | 10 | 61 | — | — |
| Bradford | 301 | 105 | 4 | 90 | — | 5 |
| Dewsbury | 150 | 109 | 14 | 93 | — | — |
| Doncaster | 200 | 316 | 49 | 259 | — | 5 |
| Halifax | 300 | 125 | 18 | 105 | 1 | — |
| Huddersfield | 250 | 205 | 34 | 163 | — | — |
| Leeds (a) | 1,210 | 1,198 | 80 | 1,100 | — | 8 |
| Rotherham | 280 | 222 | 31 | 180 | — | — |
| Sheffield (b) | 2,066 | 1,158 | 148 | 734 | 8 | 194 |
| Wakefield | 150 | 113 | 33 | 73 | — | 7 |
| BOROUGHS | | | | | | |
| Batley | 100 | 95 | 15 | 77 | — | — |
| Brighouse | 93 | 39 | 7 | 29 | — | — |
| Goole | — | 29 | 12 | 5 | 4 | — |
| Harrogate | 104 | 106 | 15 | 89 | — | — |
| Keighley | 95 | 67 | 13 | 49 | — | — |
| Morley | 100 | 85 | 28 | 57 | — | — |
| Ossett | 40 | 58 | 18 | 40 | — | — |
| Pontefract | 60 | 108 | 8 | 100 | — | — |
| Pudsey | 16 | 70 | 11 | 47 | — | — |
| Ripon | — | 36 | 4 | 32 | — | — |
| Todmorden | 64 | — | — | — | — | — |
| URBAN DISTRICTS | | | | | | |
| Adwick-le-Street | — | 2 | — | — | — | — |
| Aireborough | 50 | 54 | 3 | 51 | — | — |
| Baildon | — | 39 | — | 38 | — | — |
| Barnoldswick | — | 4 | 2 | 2 | — | — |
| Bentley-with-Arksey | 50 | 28 | — | 12 | — | 16 |
| Bingley | — | 56 | 6 | 45 | — | — |
| Castleford | 178 | 37 | 11 | 22 | — | 1 |
| Colne Valley | — | 43 | 2 | 41 | — | — |
| Conisbrough | 45 | 12 | 3 | 6 | — | — |
| Cudworth | 99 | 8 | 1 | 7 | — | — |
| Darfield | 20 | 4 | 2 | 2 | — | — |
| Darton | 50 | 29 | 5 | 24 | — | — |
| Dearne | — | 11 | 3 | 8 | — | — |
| Denby Dale | — | 10 | 3 | 6 | — | — |
| Denholme | 8 | 4 | 3 | 1 | — | — |
| Dodworth | — | 6 | 1 | 5 | — | — |
| Earby | — | — | — | — | — | — |
| Elland | — | 7 | 2 | — | — | — |
| Featherstone | 40 | 9 | 4 | 5 | — | — |
| Garforth | — | 50 | 5 | 44 | — | — |

| Housing Authorities and Housing Associations—Permanent Housing | | | | | | | | | | |
|---|---|---------------------------------------|----------------------------|---------------|-----------------------------|----------------------------|---------------|------------------------------------|----------------|--------------------|
| Sites | | Houses and Flats | | | | | | | | Est. Pop. in 000's |
| Right of entry obtained development or house erection not yet begun (1) | Developed or under development house erection not yet begun (2) | New Dwellings except Aluminium Houses | | | Aluminium Houses | | | Rebuilding War Destroyed Dwellings | | |
| | | No. on tenders approved (3) | No. under construction (4) | Completed (5) | No. on tenders approved (6) | No. under construction (7) | Completed (8) | No. under construction (9) | Completed (10) | |
| — | 14 | 164 | — | 164 | — | — | — | — | — | 10 |
| — | 34 | 142 | 48 | 86 | — | — | — | — | — | 9 |
| 24 | — | 432 | 116 | 312 | 100 | — | 100 | — | — | 13 |
| 168 | 14 | 281 | 42 | 183 | — | — | — | — | — | 19 |
| — | 110 | 166 | 90 | 50 | — | — | — | — | — | 8 |
| — | 38 | 124 | 28 | 86 | — | — | — | — | — | 14 |
| 240 | 50 | 188 | 76 | 112 | 130 | — | 130 | — | — | 16 |
| — | 164 | 122 | 64 | 58 | — | — | — | — | — | 17 |
| 290 | 32 | 94 | 20 | 62 | — | — | — | — | — | 18 |
| — | 26 | 160 | 32 | 114 | — | — | — | — | — | 8 |
| — | 64 | 360 | 76 | 270 | — | — | — | — | — | 10 |
| — | — | 352 | 38 | 314 | 46 | — | 46 | — | — | 12 |
| — | — | 98 | 12 | 74 | — | — | — | — | — | 5 |
| 2 | 89 | 328 | 24 | 294 | — | — | — | — | — | 19 |
| 314 | 36 | 132 | 46 | 82 | — | — | — | — | — | 12 |
| 20 | — | 188 | 54 | 130 | — | — | — | — | — | 19 |
| 20 | 22 | 144 | 32 | 112 | — | — | — | — | — | 11 |
| — | 92 | 230 | 26 | 164 | — | — | — | — | — | 6 |
| — | — | 89 | 20 | 65 | — | — | — | — | — | 9 |
| 252 | 83 | 272 | — | 202 | 20 | — | 20 | — | — | 19 |
| — | 28 | 96 | 32 | 60 | — | — | — | — | — | 5 |
| — | 86 | 288 | 40 | 204 | — | — | — | — | — | 24 |
| — | 40 | 184 | 26 | 158 | 30 | — | 30 | — | — | 8 |
| 188 | 22 | 115 | 22 | 93 | — | — | — | — | — | 17 |
| 76 | — | 128 | — | 128 | — | — | — | — | — | 11 |
| — | 338 | 248 | 54 | 172 | — | — | — | — | — | 33 |
| — | 26 | 54 | 16 | 36 | — | — | — | — | — | 6 |
| 122 | 26 | 196 | 44 | 148 | — | — | — | — | — | 13 |
| 438 | — | 96 | 22 | 62 | — | — | — | — | — | 19 |
| 22 | 210 | 550 | 152 | 370 | 50 | — | 50 | — | — | 37 |
| 12 | 56 | 256 | 40 | 212 | 38 | — | 38 | — | — | 16 |
| 50 | — | 100 | 20 | 80 | — | — | — | — | — | 10 |
| 504 | 4 | 310 | 80 | 226 | 28 | — | 28 | — | — | 11 |
| — | 10 | 70 | 6 | 64 | — | — | — | — | — | 2 |
| — | 54 | 262 | 58 | 204 | — | — | — | — | — | 14 |
| 48 | — | 406 | 59 | 339 | — | — | — | — | — | 19 |
| 110 | 6 | 244 | 14 | 190 | — | — | — | — | — | 14 |
| — | — | 6 | 4 | 2 | — | — | — | — | — | 5 |
| 570 | 80 | 690 | 244 | 430 | 184 | — | 184 | — | — | 53 |
| 66 | 4 | 196 | 36 | 154 | — | — | — | — | — | 9 |
| 474 | 144 | 416 | 91 | 321 | 220 | — | 220 | — | — | 48 |
| — | 4 | 106 | 93 | 13 | — | — | — | — | — | 4 |
| 4 | 10 | 464 | 92 | 330 | 86 | — | 86 | — | — | 17 |
| 22 | 14 | 150 | 32 | 118 | — | — | — | — | — | 12 |
| 18 | — | 154 | 10 | 144 | — | — | — | — | — | 8 |
| 43 | 140 | 168 | 14 | 144 | — | — | — | — | — | 7 |
| 28 | — | 164 | 67 | 97 | — | — | — | — | — | 11 |

| Housing Authority | Temporary Houses Completed | Private Builders—Permanent Housing | | | | | |
|-------------------------------|----------------------------|---|-------------------------|----------------|------------------------------------|----------------|--|
| | | Total No. on Licences and Approvals issued (14) | New Dwellings | | Rebuilding War Destroyed Dwellings | | |
| | | | Under construction (15) | Completed (16) | Under construction (17) | Completed (18) | |
| Name (12) | (13) | (14) | (15) | (16) | (17) | (18) | |
| York—West Riding—cont. | | | | | | | |
| URBAN DISTRICTS—cont. | | | | | | | |
| Hebden Royd | 30 | 23 | 10 | 13 | — | — | |
| Heckmondwike | 50 | 30 | 13 | 15 | — | — | |
| Hemsworth | — | 3 | — | 2 | — | — | |
| Holmfirth | — | 25 | 9 | 14 | — | — | |
| Horbury | — | 33 | 4 | 27 | — | — | |
| Horsforth | — | 96 | 12 | 80 | — | — | |
| Hoyland Nether | 103 | 25 | 2 | 19 | — | — | |
| Ilkley | — | 58 | 2 | 56 | — | — | |
| Kirkburton | — | 56 | 4 | 47 | — | — | |
| Knaresborough | — | 33 | 5 | 28 | — | — | |
| Knottingley | — | 77 | 14 | 58 | — | — | |
| Maltby | 50 | 18 | 2 | 15 | — | — | |
| Meltham | — | 6 | 3 | — | — | — | |
| Mexborough | 34 | 18 | — | 18 | — | — | |
| Mirfield | 50 | 26 | 2 | 24 | — | — | |
| Normanton | 200 | 34 | 5 | 22 | — | — | |
| Otley | 50 | 34 | 2 | 32 | — | — | |
| Penistone | — | 17 | 4 | 13 | — | — | |
| Queensbury and Shelf | — | 31 | 3 | 28 | — | — | |
| Rawmarsh | 50 | 14 | — | 13 | — | — | |
| Ripponden | — | — | — | — | — | — | |
| Rothwell | 70 | 67 | 16 | 51 | — | — | |
| Royston | 12 | 38 | 8 | 23 | — | — | |
| Saddleworth | — | 35 | 7 | 27 | — | — | |
| Selby | — | 38 | 6 | 32 | — | — | |
| ShIPLEY | 100 | 37 | 2 | 35 | — | — | |
| Silsden | — | 3 | 3 | — | — | — | |
| Skipton | — | 2 | — | 2 | — | — | |
| Sowerby Bridge | 50 | 3 | 1 | 2 | — | — | |
| Spenborough | — | 49 | 19 | 26 | — | — | |
| Stanley | 40 | 39 | 10 | 27 | — | — | |
| Stocksbridge | 50 | 21 | 5 | 16 | — | — | |
| Swinton | 100 | 3 | 1 | 2 | — | — | |
| Tickhill | — | 17 | 4 | 11 | — | — | |
| Wath-upon-Dearne | 68 | 25 | 8 | 16 | — | — | |
| Wombwell | — | 30 | — | 30 | — | — | |
| Worsborough | 50 | 29 | 4 | 25 | — | — | |
| RURAL DISTRICTS | | | | | | | |
| Bowland | — | 9 | 4 | 4 | — | — | |
| Doncaster | 105 | 96 | 4 | 90 | — | — | |
| Goole | — | 19 | 3 | 16 | — | — | |
| Hemsworth | 170 | 72 | 5 | 62 | — | — | |
| Hepton | 10 | — | — | — | — | — | |
| Kiveton Park | — | 87 | 22 | 65 | — | — | |
| Nidderdale | — | 88 | 11 | 65 | — | — | |
| Osgoldcross | — | 51 | 6 | 42 | — | — | |
| Penistone | — | 25 | 6 | 18 | — | — | |
| Ripon and Pateley Bridge | — | 58 | 10 | 46 | — | — | |

APPENDIX B

| Housing Authorities and Housing Associations—Permanent Housing | | | | | | | | | | |
|--|--|---------------------------------------|-------------------------------|------------------|--------------------------------|-------------------------------|------------------|------------------------------------|-------------------|--------------------|
| Sites | | Houses and Flats | | | | | | | | Est. Pop. in 000's |
| Right of entry obtained development or house erection not yet begun (1) | Developed or under development house erection not yet begun (2) | New Dwellings except Aluminium Houses | | | Aluminium Houses | | | Rebuilding War Destroyed Dwellings | | |
| | | No. on tenders approved (3) | No. under construction (4) | Completed (5) | No. on tenders approved (6) | No. under construction (7) | Completed (8) | No. under construction (9) | Completed (10) | |
| 56 | 438 | 1,050 | 188 | 820 | 90 | — | 90 | — | — | 47 |
| — | — | — | — | — | — | — | — | — | — | 4 |
| 4 | 26 | 106 | 22 | 70 | — | — | — | — | — | 6 |
| 46 | 50 | 64 | 20 | 36 | — | — | — | — | — | 14 |
| 66 | 224 | 304 | 110 | 162 | — | — | — | — | — | 24 |
| 82 | 184 | 371 | 108 | 257 | 50 | — | 50 | — | — | 26 |
| 12 | — | 534 | 122 | 398 | — | — | — | — | — | 31 |
| 352 | 368 | 279 | 41 | 192 | 180 | — | 180 | — | — | 18 |
| 282 | 182 | 402 | 60 | 334 | — | — | — | — | 1 | 19 |
| 20 | — | 66 | 10 | 50 | — | — | — | — | — | 6 |
| 12 | 500 | 504 | 128 | 314 | 18 | — | 18 | — | — | 42 |
| 1,023 | 106 | 2,054 | 476 | 1,239 | — | — | — | — | 18 | 142 |
| — | 871 | 996 | 203 | 600 | 63 | — | 63 | — | — | 67 |
| — | 252 | 676 | 52 | 505 | 70 | — | 70 | — | 1 | 33 |
| 280 | 54 | 427 | 106 | 313 | 20 | — | 20 | — | — | 23 |
| — | 5 | 145 | 39 | 106 | — | — | — | — | — | 5 |
| 10 | 12 | 68 | 12 | 44 | — | — | — | — | — | 3 |
| 62 | 20 | 274 | 20 | 190 | — | — | — | — | — | 15 |
| 2 | 42 | 262 | 70 | 176 | — | — | — | — | — | 11 |
| — | 38 | 290 | 32 | 258 | — | — | — | — | — | 8 |
| 86 | — | 244 | 16 | 228 | — | — | — | — | — | 7 |
| 641 | 54 | 438 | 98 | 312 | — | — | — | — | — | 24 |
| 2 | 144 | 360 | 52 | 308 | — | — | — | — | — | 29 |
| 232 | 128 | 234 | 68 | 144 | — | — | — | — | — | 18 |
| 20 | 88 | 315 | 38 | 241 | — | — | — | — | — | 18 |
| 114 | 46 | 341 | 92 | 225 | 50 | — | 50 | — | — | 18 |
| — | 74 | 270 | 145 | 57 | 89 | — | 89 | — | — | 21 |
| — | — | 126 | 26 | 78 | — | — | — | — | — | 5 |
| 34 | 26 | 159 | 10 | 112 | — | — | — | — | — | 12 |
| 85 | 29 | 176 | 42 | 106 | — | — | — | — | — | 19 |
| 52 | 34 | 490 | 70 | 332 | — | — | — | — | — | 28 |
| 192 | 251 | 438 | 100 | 324 | 127 | — | 127 | — | — | 44 |
| 704 | 1,129 | 1,328 | 312 | 978 | 155 | — | 155 | — | — | 75 |
| 102 | 23 | 436 | 24 | 394 | 20 | — | 20 | — | — | 19 |
| 432 | 178 | 766 | 104 | 654 | 53 | — | 53 | — | — | 30 |
| 132 | 816 | 1,056 | 322 | 676 | 50 | — | 50 | — | — | 72 |

(a) See Note 9. Column (3) 20, Column (4) 20, Column (5) —.

(continued)

| Housing Authority | Temporary Houses Completed | Private Builders—Permanent Housing | | | | |
|--|----------------------------|--|--------------------|-----------|------------------------------------|-----------|
| | | Total No. on Licences and Approvals issued | New Dwellings | | Rebuilding War Destroyed Dwellings | |
| | | | Under construction | Completed | Under construction | Completed |
| Name | (13) | (14) | (15) | (16) | (17) | (18) |
| York—West Riding—cont. | | | | | | |
| RURAL DISTRICTS—cont. | | | | | | |
| Rotherham | 190 | 271 | 26 | 220 | — | — |
| Sedburgh | — | 9 | 4 | 3 | — | — |
| Selby | — | 51 | 9 | 40 | — | — |
| Settle | — | 25 | 5 | 20 | — | — |
| Skipton | — | 44 | 6 | 28 | — | — |
| Tadcaster | 50 | 98 | 14 | 84 | — | — |
| Thorne | 80 | 52 | 3 | 49 | — | — |
| Wakefield | — | 56 | 15 | 41 | — | — |
| Wetherby | — | 87 | 13 | 67 | — | 3 |
| Wharfedale | — | 60 | 9 | 50 | — | — |
| Wortley | 80 | 115 | 18 | 95 | — | — |
| NORTH MIDLANDS | | | | | | |
| Derby—(less High Peak District) | | | | | | |
| COUNTY BOROUGH | | | | | | |
| Derby | 293 | 225 | 65 | 132 | — | 14 |
| BOROUGHS | | | | | | |
| Chesterfield | 150 | 288 | 56 | 230 | — | — |
| Ilkeston | 100 | 102 | 22 | 74 | — | 1 |
| URBAN DISTRICTS | | | | | | |
| Alfreton | — | 76 | 16 | 52 | — | — |
| Ashbourne | — | 22 | 5 | 17 | — | — |
| Bakewell | 30 | 9 | 3 | 6 | — | — |
| Belper | 40 | 96 | 9 | 87 | — | — |
| Bolsover | 25 | 17 | 3 | 12 | — | — |
| Clay Cross | — | 37 | 6 | 25 | — | — |
| Dronfield | 50 | 94 | 9 | 74 | — | — |
| Heanor | 50 | 109 | 10 | 87 | — | — |
| Long Eaton | 52 | 173 | 19 | 148 | — | 3 |
| Matlock | — | 47 | 16 | 24 | — | — |
| Ripley | 50 | 56 | 8 | 47 | — | — |
| Staveley | 40 | 41 | 4 | 36 | — | — |
| Swadlincote | 50 | 52 | 18 | 33 | — | — |
| Wirksworth | — | 17 | 5 | 11 | — | — |
| RURAL DISTRICTS | | | | | | |
| Ashbourne | — | 49 | 9 | 35 | — | — |
| Bakewell | — | 70 | 13 | 51 | — | — |
| Belper | — | 146 | 18 | 127 | — | 1 |
| Blackwell | 100 | 40 | 14 | 22 | — | — |
| Chesterfield | 230 | 214 | 16 | 194 | — | 4 |
| Clowne | — | 38 | 1 | 37 | — | — |
| Repton | 6 | 125 | 31 | 88 | — | — |
| Shardlow (a) | 150 | 319 | 23 | 273 | — | 9 |

APPENDIX B

| Housing Authorities and Housing Associations—Permanent Housing | | | | | | | | | | |
|---|---|---------------------------------------|----------------------------|---------------|-----------------------------|----------------------------|---------------|------------------------------------|----------------|--------------------|
| Sites | | Houses and Flats | | | | | | | | Est. Pop. in 000's |
| Right of entry obtained development or house erection not yet begun (1) | Developed or under development house erection not yet begun (2) | New Dwellings except Aluminium Houses | | | Aluminium Houses | | | Rebuilding War Destroyed Dwellings | | |
| | | No. on tenders approved (3) | No. under construction (4) | Completed (5) | No. on tenders approved (6) | No. under construction (7) | Completed (8) | No. under construction (9) | Completed (10) | |
| — | 958 | 3,351 | 988 | 2,070 | — | — | — | — | 3 | 281 |
| 9 | 128 | 608 | 110 | 458 | — | — | — | — | — | 36 |
| — | 48 | 120 | 48 | 68 | 40 | — | 40 | — | — | 6 |
| — | 10 | 106 | 26 | 14 | — | — | — | — | — | 3 |
| 420 | 10 | 408 | 57 | 261 | — | — | — | — | — | 25 |
| 196 | 318 | 575 | 166 | 368 | — | — | — | — | 2 | 39 |
| 400 | 246 | 178 | 35 | 87 | — | — | — | — | — | 10 |
| — | 106 | 210 | 50 | 158 | — | — | — | — | — | 14 |
| — | 93 | 132 | 22 | 110 | — | — | — | — | — | 6 |
| 98 | 70 | 154 | 34 | 120 | — | — | — | — | — | 6 |
| — | 128 | 322 | 103 | 197 | — | — | — | — | — | 15 |
| 61 | 44 | 168 | 64 | 94 | 44 | — | 44 | — | — | 14 |
| 156 | 155 | 862 | 188 | 632 | — | — | — | — | — | 46 |
| 40 | — | 118 | 19 | 97 | — | — | — | — | — | 8 |
| 72 | 206 | 552 | 244 | 296 | — | — | — | — | — | 38 |
| 46 | — | 210 | 62 | 136 | — | — | — | — | — | 9 |
| 96 | 22 | 204 | 64 | 140 | — | — | — | — | — | 12 |
| 34 | 195 | 404 | 76 | 231 | — | — | — | — | — | 26 |
| 13 | 66 | 188 | 28 | 160 | — | — | — | — | — | 10 |
| 72 | 21 | 201 | 21 | 180 | — | — | — | — | — | 19 |
| 400 | 18 | 210 | 54 | 104 | — | — | — | — | — | 25 |
| 20 | 110 | 152 | 27 | 125 | — | — | — | — | — | 14 |
| 106 | 120 | 560 | 90 | 370 | — | — | — | — | — | 20 |
| 108 | 124 | 308 | 48 | 260 | — | — | — | — | — | 23 |
| 38 | 200 | 423 | 134 | 251 | — | — | — | — | — | 19 |
| 628 | 194 | 612 | 52 | 514 | — | — | — | — | 2 | 23 |
| 80 | 46 | 124 | 50 | 74 | — | — | — | — | — | 11 |
| — | 2 | 53 | 6 | 47 | — | — | — | — | — | 5 |
| — | — | 144 | 26 | 118 | — | — | — | — | — | 8 |
| 86 | 182 | 306 | 58 | 248 | — | — | — | — | — | 18 |
| 220 | 35 | 364 | 56 | 282 | — | — | — | — | — | 26 |
| 94 | — | 140 | 34 | 106 | — | — | — | — | — | 15 |
| 56 | — | 178 | 6 | 112 | — | — | — | — | — | 17 |

(a) See Note 9. Column (3) 48, Column (4) —, Column (5) 48.
 (b) See Note 9. " 29, " 4, " 4.

(continued)

| Housing Authority | Temporary Houses Completed | Private Builders—Permanent Housing | | | | |
|----------------------------------|----------------------------|--|--------------------|-----------|------------------------------------|-----------|
| | | Total No. on Licences and Approvals issued | New Dwellings | | Rebuilding War Destroyed Dwellings | |
| | | | Under construction | Completed | Under construction | Completed |
| Name | (13) | (14) | (15) | (16) | (17) | (18) |
| Leicester | | | | | | |
| COUNTY BOROUGH | | | | | | |
| Leicester | 573 | 1,173 | 156 | 891 | — | 26 |
| BOROUGH | | | | | | |
| Loughborough | — | 135 | 37 | 90 | — | — |
| URBAN DISTRICTS | | | | | | |
| Ashby-de-la-Zouch | — | 20 | 8 | 12 | — | — |
| Ashby Woulds | 71 | 4 | — | 4 | — | — |
| Coalville (a) | 50 | 160 | 21 | 107 | — | — |
| Hinckley | 200 | 246 | 13 | 220 | — | 9 |
| Market Harborough | 27 | 77 | 7 | 69 | — | — |
| Melton Mowbray | 50 | 54 | 14 | 39 | — | — |
| Oadby | — | 78 | 8 | 69 | — | — |
| Shepshed | — | 25 | 4 | 18 | — | — |
| Wigston | — | 75 | 9 | 64 | — | — |
| RURAL DISTRICTS | | | | | | |
| Ashby-de-la-Zouch | — | 47 | 12 | 33 | — | 2 |
| Barrow-upon-Soar | 84 | 425 | 29 | 384 | — | — |
| Billesdon | — | 117 | 12 | 102 | — | — |
| Blaby | 100 | 432 | 31 | 393 | 1 | 6 |
| Castle Donington | 20 | 59 | 6 | 53 | — | — |
| Lutterworth | 30 | 72 | 6 | 61 | — | — |
| Market Bosworth (b) | 195 | 177 | 25 | 127 | — | — |
| Market Harborough | — | 17 | 4 | 10 | — | — |
| Melton and Belvoir | 50 | 66 | 8 | 51 | — | — |
| Lincoln—Parts of Holland | | | | | | |
| BOROUGH | | | | | | |
| Boston | 102 | 146 | 15 | 120 | — | 6 |
| URBAN DISTRICT | | | | | | |
| Spalding | 50 | 69 | 8 | 58 | — | 1 |
| RURAL DISTRICTS | | | | | | |
| Boston | — | 222 | 41 | 161 | — | — |
| East Elloe | 69 | 163 | 39 | 98 | — | — |
| Spalding | 50 | 167 | 51 | 102 | — | — |
| Lincoln—Parts of Kesteven | | | | | | |
| BOROUGHS | | | | | | |
| Grantham | 100 | 100 | 21 | 75 | — | 1 |
| Stamford | 33 | 47 | 3 | 43 | — | — |
| URBAN DISTRICTS | | | | | | |
| Bourne | — | 25 | 11 | 12 | — | — |
| Sleaford | — | 43 | 8 | 35 | — | — |
| RURAL DISTRICTS | | | | | | |
| East Kesteven | 60 | 85 | 7 | 75 | — | 3 |
| North Kesteven | 60 | 148 | 20 | 122 | — | — |
| South Kesteven | — | 63 | 21 | 33 | — | — |
| West Kesteven | 42 | 69 | 12 | 50 | — | — |

| Housing Authorities and Housing Associations—Permanent Housing | | | | | | | | | | |
|---|---|---------------------------------------|----------------------------|---------------|-----------------------------|----------------------------|---------------|------------------------------------|----------------|--------------------|
| Sites | | Houses and Flats | | | | | | | | Est. Pop. in 000's |
| Right of entry obtained development or house erection not yet begun (1) | Developed or under development house erection not yet begun (2) | New Dwellings except Aluminium Houses | | | Aluminium Houses | | | Rebuilding War Destroyed Dwellings | | |
| | | No. on tenders approved (3) | No. under construction (4) | Completed (5) | No. on tenders approved (6) | No. under construction (7) | Completed (8) | No. under construction (9) | Completed (10) | |
| 700 | 746 | 1,319 | 438 | 837 | — | — | — | — | — | 91 |
| — | 495 | 912 | 249 | 663 | — | — | — | — | — | 68 |
| 116 | — | 471 | 110 | 361 | — | — | — | — | — | 29 |
| 32 | — | 218 | 32 | 178 | — | — | — | — | — | 12 |
| — | 600 | 1,562 | 489 | 1,031 | 150 | — | 150 | — | — | 52 |
| — | — | 34 | — | 34 | — | — | — | — | — | 2 |
| 110 | 48 | 180 | 70 | 104 | — | — | — | — | — | 6 |
| 200 | 20 | 62 | 34 | 28 | — | — | — | — | — | 5 |
| 40 | 226 | 190 | 12 | 140 | — | — | — | — | — | 18 |
| — | — | 26 | — | 26 | — | — | — | — | — | 4 |
| 44 | 32 | 87 | 20 | 67 | — | — | — | — | 10 | 5 |
| — | 44 | 56 | 20 | 32 | — | — | — | — | — | 2 |
| — | 26 | 208 | 28 | 170 | — | — | — | — | — | 12 |
| — | 8 | 20 | — | 20 | — | — | — | — | — | 2 |
| 58 | 18 | 182 | 39 | 115 | — | — | — | — | — | 13 |
| 12 | 8 | 160 | 32 | 126 | — | — | — | — | — | 11 |
| 98 | 34 | 200 | 44 | 136 | — | — | — | — | — | 33 |
| 210 | 20 | 157 | 30 | 121 | — | — | — | — | — | 12 |
| 18 | 26 | 150 | 26 | 86 | — | — | — | — | — | 12 |
| 125 | 22 | 284 | 55 | 209 | — | — | — | — | — | 14 |
| 36 | — | 170 | 38 | 132 | — | — | — | — | — | 17 |
| 26 | 36 | 189 | 51 | 136 | — | — | — | — | — | 24 |
| 52 | 18 | 92 | 20 | 70 | — | — | — | — | — | 14 |
| 994 | 95 | 1,388 | 231 | 970 | — | — | — | — | — | 105 |
| 8 | 64 | 60 | 22 | 36 | — | — | — | — | — | 3 |
| 200 | 8 | 114 | 26 | 78 | — | — | — | — | — | 4 |
| — | 2 | 134 | 30 | 104 | — | — | — | — | — | 4 |
| — | 76 | 362 | 124 | 230 | — | — | — | — | — | 37 |
| — | 16 | 165 | — | 131 | — | — | — | — | — | 4 |
| — | 276 | 1,004 | 410 | 576 | 250 | — | 250 | — | — | 13 |
| — | 42 | 120 | 22 | 66 | — | — | — | — | — | 5 |
| — | — | 168 | — | 168 | — | — | — | — | — | 5 |
| — | — | 54 | 6 | 48 | — | — | — | — | — | 3 |
| — | 72 | 130 | 48 | 82 | — | — | — | — | — | 4 |
| 126 | 8 | 70 | 18 | 34 | — | — | — | — | — | 5 |
| — | 140 | 248 | 12 | 206 | — | — | — | — | — | 16 |
| 1,200 | 16 | 442 | 96 | 312 | — | — | — | — | — | 28 |
| 70 | 25 | 213 | 96 | 117 | — | — | — | — | — | 9 |
| 226 | 10 | 322 | 116 | 200 | — | — | — | — | — | 18 |
| 53 | 136 | 360 | 64 | 224 | — | — | — | — | — | 16 |

(a) See Note 9. Column (3) 20. Column (4) 20. Column (5) —.
 (b) See Note 9. " 72. " —, " 72.

| Housing Authority | Temporary Houses Completed | Private Builders—Permanent Housing | | | | |
|--|----------------------------|--|--------------------|-----------|------------------------------------|-----------|
| | | Total No. on Licences and Approvals issued | New Dwellings | | Rebuilding War Destroyed Dwellings | |
| | | | Under construction | Completed | Under construction | Completed |
| Name | (13) | (14) | (15) | (16) | (17) | (18) |
| Lincoln—Parts of Lindsey COUNTY BOROUGH | | | | | | |
| Grimsby (a) | 234 | 349 | 63 | 213 | 1 | 64 |
| Lincoln | 150 | 202 | 19 | 178 | — | 2 |
| BOROUGH | | | | | | |
| Cleethorpes | — | 136 | 5 | 94 | — | 37 |
| Louth | 50 | 56 | 11 | 40 | 2 | 3 |
| Scunthorpe | 100 | 166 | 45 | 111 | — | — |
| URBAN DISTRICTS | | | | | | |
| Alford | — | 14 | 6 | 5 | — | — |
| Barton-upon-Humber | — | 30 | 4 | 24 | — | — |
| Brigg | 70 | 11 | 3 | 6 | — | — |
| Gainsborough | 60 | 5 | 1 | — | — | — |
| Horncastle | 10 | 14 | 3 | 11 | — | — |
| Mablethorpe and Sutton | 20 | 43 | 9 | 28 | — | 6 |
| Market Rasen | — | 10 | 3 | 4 | — | — |
| Skegness | 110 | 92 | 9 | 53 | — | 29 |
| Woodhall Spa | — | 13 | 4 | 5 | — | 4 |
| RURAL DISTRICTS | | | | | | |
| Caistor | — | 70 | 14 | 52 | — | — |
| Gainsborough | — | 81 | 20 | 61 | — | — |
| Glanford Brigg | — | 159 | 13 | 131 | — | 1 |
| Grimsby | 30 | 72 | 6 | 58 | — | 2 |
| Horncastle | — | 46 | 5 | 33 | — | 1 |
| Isle of Axholme | — | 68 | 20 | 47 | — | — |
| Louth | — | 86 | 15 | 66 | — | 1 |
| Spilsby | 60 | 125 | 22 | 93 | — | 3 |
| Welton | 30 | 117 | 10 | 100 | — | — |
| Northampton COUNTY BOROUGH | | | | | | |
| Northampton | 250 | 250 | 64 | 170 | — | 3 |
| BOROUGH | | | | | | |
| Brackley | — | 20 | 3 | 16 | — | — |
| Daventry | — | 33 | 8 | 23 | — | — |
| Higham Ferrers | 10 | 24 | 7 | 14 | — | — |
| Kettering | 100 | 193 | 13 | 179 | — | 1 |
| URBAN DISTRICTS | | | | | | |
| Burton Latimer | — | 31 | 5 | 19 | — | — |
| Corby | 50 | 22 | 3 | 17 | — | — |
| Desborough | — | 46 | 4 | 42 | — | — |
| Irthlingborough (b) | 20 | 5 | 2 | 3 | — | — |
| Oundle | — | 16 | 3 | 11 | — | — |
| Raunds | 10 | 20 | 8 | 7 | — | — |
| Rothwell | — | 13 | — | 13 | — | — |
| Rushden | 50 | 72 | 8 | 63 | — | 1 |
| Wellingborough | 95 | 114 | 15 | 98 | — | 1 |
| RURAL DISTRICTS | | | | | | |
| Brackley | — | 46 | 9 | 36 | — | — |
| Brixworth | — | 119 | 16 | 76 | — | — |
| Daventry | — | 62 | 11 | 46 | — | — |

| Housing Authorities and Housing Associations—Permanent Housing | | | | | | | | | | |
|--|---|--|--|-----------------------|---|--|------------------|--|------------------------|-----------------------------|
| Sites | | Houses and Flats | | | | | | | | Est. Pop. in 000's |
| Right of entry obtained development or house erection not yet begun (1) | Developed or under develop- ment house erection not yet begun (2) | New Dwellings except Aluminium Houses | | | Aluminium Houses | | | Rebuilding War Destroyed Dwellings | | |
| | | No. on tenders approved (3) | No. under con- struction (4) | Com- pleted (5) | No. on tenders approved (6) | No. under con- struction (7) | Completed (8) | No. under con- struction (9) | Com- pleted (10) | |
| 258 | 6 | 298 | 42 | 238 | — | — | — | — | — | 12 |
| 53 | 372 | 737 | 142 | 595 | — | — | — | — | — | 19 |
| 86 | 10 | 262 | 64 | 156 | — | — | — | — | — | 18 |
| 241 | 84 | 535 | 60 | 453 | — | — | — | — | — | 14 |
| 8 | 60 | 282 | 66 | 212 | — | — | — | — | — | 13 |
| 110 | 816 | 3,732 | 964 | 2,542 | 250 | — | 250 | — | 5 | 299 |
| — | — | 580 | 44 | 244 | — | — | — | — | — | 16 |
| 44 | 152 | 764 | 196 | 482 | — | — | — | — | — | 51 |
| 6 | 20 | 432 | 200 | 168 | — | — | — | — | — | 23 |
| 208 | 186 | 414 | 146 | 268 | 77 | — | 77 | — | — | 31 |
| 150 | 211 | 427 | 102 | 325 | 22 | — | 22 | — | — | 21 |
| — | 34 | 954 | 298 | 588 | — | — | — | — | — | 48 |
| — | 104 | 568 | 154 | 402 | — | — | — | — | — | 34 |
| — | 350 | 260 | 34 | 202 | — | — | — | — | — | 10 |
| 60 | 32 | 330 | 149 | 181 | — | — | — | — | — | 22 |
| 130 | 10 | 278 | 93 | 183 | 61 | — | 61 | — | — | 20 |
| 276 | 68 | 372 | 40 | 268 | 25 | — | 25 | — | — | 17 |
| — | 86 | 807 | 218 | 589 | 84 | — | 84 | — | — | 40 |
| — | 14 | 164 | 40 | 124 | — | — | — | — | — | 11 |
| — | 76 | 560 | 120 | 238 | — | — | — | — | — | 24 |
| 250 | 2 | 1,038 | 74 | 814 | 177 | — | 177 | — | — | 48 |
| 14 | 116 | 210 | 80 | 130 | — | — | — | — | — | 18 |
| 39 | 4 | 247 | 82 | 128 | — | — | — | — | — | 21 |
| 32 | — | 166 | 76 | 90 | — | — | — | — | — | 10 |
| 94 | 2 | 562 | 222 | 232 | 208 | — | 208 | — | — | 39 |
| 24 | 16 | 296 | 112 | 184 | 40 | — | 40 | — | — | 16 |
| — | 2 | 76 | 7 | 69 | — | — | — | — | — | 4 |
| 48 | — | 48 | 28 | 20 | — | — | — | — | — | 3 |
| — | 12 | 64 | 16 | 48 | — | — | — | — | — | 7 |
| 12 | 8 | 101 | 18 | 83 | — | — | — | — | — | 6 |
| 190 | 536 | 726 | 189 | 479 | — | — | — | — | — | 54 |
| — | — | 76 | — | 52 | — | — | — | — | — | 2 |
| 109 | 40 | 185 | 50 | 135 | — | — | — | — | — | 7 |
| — | 28 | 771 | 145 | 510 | — | — | — | — | — | 53 |
| 446 | 107 | 347 | 78 | 249 | — | — | — | — | — | 17 |
| 1,048 | — | 1,972 | 461 | 1,379 | — | — | — | — | 6 | 109 |

(continued)

| Housing Authority | Temporary Houses Completed | Private Builders—Permanent Housing | | | | |
|------------------------------|----------------------------------|---|----------------------------|-----------|---------------------------------------|-----------|
| | | Total No. on Licences and Approvals issued | New Dwellings | | Rebuilding War Destroyed Dwellings | |
| | | | Under con- struction | Completed | Under con- struction | Completed |
| Name | | | | | | |
| (12) | (13) | (14) | (15) | (16) | (17) | (18) |
| Northampton—cont. | | | | | | |
| RURAL DISTRICTS—cont. | | | | | | |
| Kettering | — | 54 | 8 | 46 | — | — |
| Northampton | 40 | 135 | 11 | 122 | — | — |
| Oundle and Thrapston | 40 | 53 | 4 | 37 | — | — |
| Towcester | 30 | 50 | 11 | 34 | — | — |
| Wellingborough | — | 63 | 7 | 51 | — | — |
| Nottingham | | | | | | |
| COUNTY BOROUGH | | | | | | |
| Nottingham | 1,000 | 1,176 | 120 | 1,034 | — | 22 |
| BOROUGHES | | | | | | |
| East Retford | — | 52 | 7 | 45 | — | — |
| Mansfield | 90 | 213 | 19 | 192 | — | — |
| Newark | 28 | 44 | 14 | 25 | — | — |
| Worksop | 70 | 118 | 14 | 100 | — | — |
| URBAN DISTRICTS | | | | | | |
| Arnold | 50 | 174 | 13 | 161 | — | — |
| Beeston and Stapleford | 100 | 389 | 30 | 354 | — | 5 |
| Carlton | 100 | 299 | 27 | 261 | — | 9 |
| Eastwood | 20 | 15 | 3 | 9 | — | — |
| Hucknall | 41 | 35 | 10 | 18 | — | — |
| Kirkby-in-Ashfield | 50 | 72 | 4 | 62 | — | — |
| Mansfield Woodhouse | 40 | 122 | 6 | 115 | — | — |
| Sutton-in-Ashfield | — | 159 | 12 | 146 | — | — |
| Warsop | — | 6 | — | 5 | — | — |
| West Bridgford | 81 | 177 | 20 | 136 | — | 20 |
| RURAL DISTRICTS | | | | | | |
| Basford | — | 207 | 38 | 164 | — | — |
| Bingham | — | 146 | 7 | 139 | — | — |
| East Retford | — | 107 | 15 | 78 | — | — |
| Newark | — | 42 | 9 | 29 | 1 | — |
| Southwell | — | 203 | 27 | 145 | — | — |
| Worksop | 40 | 25 | 6 | 18 | — | — |
| Rutland | | | | | | |
| URBAN DISTRICT | | | | | | |
| Oakham | 10 | 29 | 4 | 25 | — | — |
| RURAL DISTRICTS | | | | | | |
| Ketton | — | 19 | 4 | 14 | — | — |
| Oakham | — | 24 | 1 | 21 | — | — |
| Uppingham | 10 | 15 | 5 | 9 | — | — |
| Soke of Peterborough | | | | | | |
| BOROUGH | | | | | | |
| Peterborough | 184 | 212 | 30 | 151 | — | 7 |
| RURAL DISTRICTS | | | | | | |
| Barnack | — | 23 | 5 | 15 | — | — |
| Peterborough | — | 59 | 9 | 48 | — | — |
| EASTERN | | | | | | |
| Bedford | | | | | | |
| BOROUGHES | | | | | | |
| Bedford | 180 | 125 | 27 | 80 | — | 4 |
| Dunstable | 50 | 121 | 10 | 111 | — | — |
| Luton | 300 | 286 | 22 | 202 | 3 | 34 |

| Housing Authorities and Housing Associations—Permanent Housing | | | | | | | | | | |
|---|---|---------------------------------------|----------------------------|---------------|-----------------------------|----------------------------|---------------|------------------------------------|----------------|--------------------|
| Sites | | Houses and Flats | | | | | | | | Est. Pop. in 000's |
| Right of entry obtained development or house erection not yet begun (1) | Developed or under development house erection not yet begun (2) | New Dwellings except Aluminium Houses | | | Aluminium Houses | | | Rebuilding War Destroyed Dwellings | | |
| | | No. on tenders approved (3) | No. under construction (4) | Completed (5) | No. on tenders approved (6) | No. under construction (7) | Completed (8) | No. under construction (9) | Completed (10) | |
| — | 12 | 73 | 13 | 60 | — | — | — | — | — | 3 |
| — | 107 | 158 | 8 | 128 | 44 | — | 44 | — | — | 7 |
| — | — | 154 | 14 | 120 | — | — | — | — | — | 9 |
| — | 232 | 216 | 66 | 150 | 100 | — | 100 | — | — | 8 |
| 6 | 2 | 105 | 4 | 95 | — | — | — | — | — | 4 |
| 66 | 193 | 512 | 99 | 396 | 130 | — | 130 | — | 2 | 22 |
| — | 56 | 293 | 82 | 207 | — | — | — | — | — | 27 |
| 122 | 90 | 362 | 98 | 240 | — | — | — | — | — | 23 |
| 130 | 206 | 364 | 51 | 297 | 40 | — | 40 | — | — | 19 |
| 434 | 416 | 1,529 | 402 | 1,043 | 100 | — | 100 | — | — | 86 |
| 185 | 239 | 468 | 167 | 264 | — | — | — | — | — | 36 |
| 89 | 62 | 297 | 34 | 259 | — | — | — | — | — | 20 |
| 346 | 193 | 395 | 86 | 236 | 20 | — | 20 | — | — | 21 |
| 381 | 396 | 1,146 | 406 | 648 | 55 | — | 55 | — | 7 | 148 |
| — | 240 | 994 | 177 | 807 | 100 | — | 100 | — | — | 36 |
| 1,051 | — | 801 | 237 | 493 | — | — | — | — | — | 53 |
| — | — | 250 | 43 | 133 | — | — | — | — | — | 13 |
| — | 2 | 140 | 55 | 69 | — | — | — | — | — | 10 |
| 522 | — | 998 | 304 | 694 | — | — | — | — | 6 | 73 |
| 2 | 64 | 200 | 20 | 180 | — | — | — | — | — | 7 |
| 4 | 20 | 150 | 68 | 82 | — | — | — | — | — | 20 |
| 199 | 148 | 674 | 180 | 470 | — | — | — | — | — | 42 |
| 35 | 9 | 455 | 40 | 402 | 20 | — | 20 | — | 2 | 17 |
| 401 | 146 | 514 | 118 | 348 | — | — | — | — | — | 28 |
| — | 40 | 76 | 4 | 60 | — | — | — | — | — | 4 |
| 5 | 71 | 63 | 4 | 55 | — | — | — | — | — | 4 |
| — | — | 122 | 42 | 80 | — | — | — | — | — | 11 |
| 8 | 28 | 150 | 18 | 124 | — | — | — | — | — | 23 |
| — | — | 200 | 22 | 178 | — | — | — | — | — | 6 |
| — | 4 | 28 | 6 | 22 | — | — | — | — | — | 8 |
| — | 30 | 114 | 52 | 56 | — | — | — | — | — | 6 |
| 800 | 222 | 1,432 | 215 | 1,071 | — | — | — | — | 1 | 101 |
| 6 | — | 166 | 26 | 126 | — | — | — | — | — | 9 |
| — | 234 | 1,145 | 192 | 867 | — | — | — | — | 56 | 76 |
| — | 4 | 34 | 1 | 33 | — | — | — | — | — | 3 |
| — | 50 | 144 | 29 | 101 | — | — | — | — | — | 8 |
| — | 46 | 54 | 14 | 40 | — | — | — | — | — | 2 |

(a) See Note 9, Column (3) 8, Column (4) —, Column (5) —.
 (b) See Note 9, " 18, " —, " —.
 (c) See Note 9, " 12, " 8, " —.

(continued)

| Housing Authority | Temporary Houses Completed | Private Builders—Permanent Housing | | | | |
|---------------------------|----------------------------|--|--------------------|-----------|------------------------------------|-----------|
| | | Total No. on Licences and Approvals issued | New Dwellings | | Rebuilding War Destroyed Dwellings | |
| | | | Under construction | Completed | Under construction | Completed |
| Name | (13) | (14) | (15) | (16) | (17) | (18) |
| Bedford—cont. | | | | | | |
| URBAN DISTRICTS | | | | | | |
| Ampt Hill | 6 | 15 | 4 | 11 | — | — |
| Biggleswade | 120 | 31 | 7 | 17 | — | — |
| Kempston | 20 | 39 | — | 39 | — | — |
| Leighton Buzzard | 31 | 31 | 9 | 20 | — | — |
| Sandy | 10 | 20 | 8 | 12 | — | — |
| RURAL DISTRICTS | | | | | | |
| Ampt Hill | — | 80 | 10 | 66 | — | 2 |
| Bedford | 70 | 97 | 12 | 83 | — | — |
| Biggleswade | 137 | 90 | 11 | 72 | — | — |
| Luton | — | 121 | 23 | 98 | — | — |
| Cambridge | | | | | | |
| BOROUGH | | | | | | |
| Cambridge | 350 | 264 | 34 | 193 | — | 6 |
| RURAL DISTRICTS | | | | | | |
| Chesterton | 50 | 128 | 18 | 88 | — | — |
| Newmarket | — | 101 | 16 | 79 | — | — |
| South Cambridgeshire | — | 87 | 18 | 65 | — | — |
| Essex (Part of) | | | | | | |
| COUNTY BOROUGH | | | | | | |
| Southend-on-Sea | 206 | 613 | 58 | 374 | 5 | 164 |
| BOROUGHES | | | | | | |
| Chelmsford | — | 264 | 37 | 99 | 10 | 106 |
| Colchester (c) | 150 | 285 | 37 | 240 | — | 4 |
| Harwich | — | 56 | 7 | 36 | 1 | 10 |
| Maldon | 25 | 38 | 5 | 18 | — | 15 |
| Romford | 350 | 679 | 70 | 217 | 2 | 387 |
| Saffron Walden | 20 | 31 | 4 | 27 | — | — |
| URBAN DISTRICTS | | | | | | |
| Benfleet | — | 285 | 23 | 232 | — | 21 |
| Billericay | 249 | 255 | 44 | 126 | 4 | 49 |
| Braintree and Bocking (a) | 150 | 110 | 8 | 90 | — | 11 |
| Brentwood (b) | 100 | 129 | 14 | 71 | 6 | 34 |
| Brightlingsea | — | 19 | 1 | 14 | — | 3 |
| Burnham-on-Crouch | — | 49 | 2 | 12 | 7 | 25 |
| Canvey Island | — | 129 | 24 | 70 | — | 31 |
| Clacton | 21 | 93 | 9 | 58 | 2 | 23 |
| Epping | 40 | 34 | 8 | 26 | — | — |
| Frinton and Walton | — | 53 | — | 21 | 5 | 23 |
| Halstead | 20 | 12 | 2 | 6 | — | 3 |
| Hornchurch | 300 | 1,198 | 98 | 707 | 10 | 363 |
| Rayleigh | — | 108 | 10 | 83 | — | 15 |
| Thurrock | 600 | 515 | 70 | 388 | — | 49 |
| West Mersea | — | 34 | 3 | 27 | — | 4 |
| Witham | 84 | 49 | 7 | 35 | — | 1 |
| Wivenhoe | 10 | 19 | — | 18 | — | — |

| Housing Authorities and Housing Associations—Permanent Housing | | | | | | | | | | |
|---|---|---------------------------------------|----------------------------|---------------|-----------------------------|----------------------------|---------------|------------------------------------|----------------|--------------------|
| Sites | | Houses and Flats | | | | | | | | Est. Pop. in 000's |
| Right of entry obtained development or house erection not yet begun (1) | Developed or under development house erection not yet begun (2) | New Dwellings except Aluminium Houses | | | Aluminium Houses | | | Rebuilding War Destroyed Dwellings | | |
| | | No. on tenders approved (3) | No. under construction (4) | Completed (5) | No. on tenders approved (6) | No. under construction (7) | Completed (8) | No. under construction (9) | Completed (10) | |
| 68 | 110 | 286 | 58 | 228 | — | — | — | — | — | 18 |
| 500 | 126 | 547 | 108 | 357 | — | — | — | — | — | 39 |
| 162 | 177 | 305 | 67 | 228 | — | — | — | — | — | 19 |
| 116 | 206 | 590 | 77 | 505 | — | — | — | — | — | 18 |
| 48 | 94 | 228 | 52 | 160 | — | — | — | — | — | 17 |
| 88 | 76 | 262 | 64 | 180 | — | — | — | — | — | 22 |
| 192 | 149 | 224 | 36 | 184 | — | — | — | — | — | 14 |
| 420 | 65 | 245 | 45 | 200 | — | — | — | — | — | 14 |
| 130 | 185 | 234 | 57 | 133 | — | — | — | — | — | 19 |
| 108 | 188 | 218 | 76 | 110 | — | — | — | — | — | 17 |
| 68 | 180 | 282 | 46 | 194 | — | — | — | — | 4 | 24 |
| 86 | 130 | 340 | 53 | 283 | — | — | — | — | — | 23 |
| 140 | 136 | 222 | 88 | 108 | — | — | — | — | — | 14 |
| 845 | 31 | 929 | 284 | 641 | 50 | — | 50 | — | — | 43 |
| — | 456 | 1,167 | 320 | 729 | — | — | — | — | 4 | 73 |
| — | 65 | 185 | 55 | 130 | 40 | — | 40 | — | — | 6 |
| — | 102 | 144 | 55 | 87 | — | — | — | — | — | 12 |
| — | 48 | 298 | 13 | 285 | 95 | — | 95 | — | — | 13 |
| — | 8 | 70 | 18 | 52 | — | — | — | — | — | 5 |
| 46 | — | 334 | 57 | 243 | — | — | — | — | — | 14 |
| 130 | 205 | 295 | 78 | 211 | — | — | — | — | — | 20 |
| 158 | 3 | 240 | 49 | 167 | — | — | — | — | — | 14 |
| 1,077 | 182 | 409 | 111 | 294 | 100 | — | 100 | — | — | 20 |
| — | 13 | 586 | 95 | 462 | — | — | — | — | — | 25 |
| 55 | 4 | 105 | 17 | 84 | — | — | — | — | — | 4 |
| 155 | — | 65 | — | 65 | — | — | — | — | — | 4 |
| 96 | — | 208 | 50 | 158 | — | — | — | — | — | 7 |
| — | — | 94 | 10 | 84 | — | — | — | — | — | 5 |
| — | 63 | 138 | — | 138 | — | — | — | — | — | 9 |
| 76 | 158 | 364 | 50 | 298 | — | — | — | — | 2 | 18 |
| 20 | — | 62 | 6 | 56 | — | — | — | — | — | 5 |
| — | 72 | 292 | 54 | 230 | — | — | — | — | — | 11 |
| 167 | 155 | 292 | 70 | 217 | 105 | — | 105 | — | — | 23 |
| 30 | 141 | 152 | 41 | 101 | — | — | — | — | — | 11 |
| 94 | 144 | 194 | 46 | 146 | — | — | — | — | — | 8 |
| 142 | 250 | 276 | 44 | 218 | — | — | — | — | — | 22 |
| 5 | 190 | 461 | 140 | 273 | — | — | — | — | — | 28 |
| 110 | 210 | 246 | 16 | 230 | — | — | — | — | — | 10 |
| 7 | 30 | 310 | 92 | 150 | — | — | — | — | — | 28 |
| — | 102 | 88 | 24 | 50 | — | — | — | — | — | 5 |

(a) See Note 9. Column (3) 16, Column (4) —, Column(5) 16.
 (b) See Note 9. " 30, " —, " 30.
 (c) See Note 9. " 24, " —, " 24.
 (d) See Note 9. " 54, " —, " 54.
 (e) See Note 9. " 19, " 12, " 7.
 (f) See Note 9. " 29, " 10, " —.
 (g) See Note 9. " 12, " —, " —.
 (h) See Note 9. " 6, " —, " 6.

(continued)

| Housing Authority | Temporary Houses Completed | Private Builders—Permanent Housing | | | | | |
|------------------------------|----------------------------|--|--------------------|-----------|------------------------------------|-----------|--|
| | | Total No. on Licences and Approvals issued | New Dwellings | | Rebuilding War Destroyed Dwellings | | |
| | | | Under construction | Completed | Under construction | Completed | |
| Name | (13) | (14) | (15) | (16) | (17) | (18) | |
| Essex (Part of)—cont. | | | | | | | |
| RURAL DISTRICTS | | | | | | | |
| Braintree | — | 64 | 12 | 51 | — | 1 | |
| Chelmsford (f) | 90 | 265 | 20 | 221 | — | 21 | |
| Dunmow | — | 116 | 17 | 95 | — | 3 | |
| Epping | — | 178 | 23 | 136 | — | 16 | |
| Halstead | 50 | 80 | 12 | 52 | — | 5 | |
| Lexden & Winstree | — | 129 | 23 | 88 | 1 | 4 | |
| Maldon | — | 90 | 12 | 63 | 1 | 5 | |
| Ongar | 75 | 95 | 8 | 68 | — | 4 | |
| Rochford | — | 196 | 3 | 173 | — | 10 | |
| Saffron Walden | 50 | 68 | 6 | 56 | 2 | 1 | |
| Tendring | 77 | 113 | 9 | 89 | — | 15 | |
| Hertford (Part of) | | | | | | | |
| BOROUGHS | | | | | | | |
| Hemel Hempstead | 50 | 106 | 2 | 104 | — | — | |
| Hertford | 50 | 61 | 6 | 32 | 1 | 17 | |
| St. Albans (e) | 109 | 157 | 30 | 120 | 1 | 4 | |
| Watford (g) | 100 | 309 | 50 | 239 | — | 17 | |
| URBAN DISTRICTS | | | | | | | |
| Baldock | — | 13 | 1 | 12 | — | — | |
| Berkhamsted | 30 | 67 | 12 | 55 | — | — | |
| Bishops Stortford | 85 | 86 | 8 | 76 | — | — | |
| Chorley Wood | — | 96 | 14 | 78 | — | 1 | |
| Harpenden | 25 | 119 | 3 | 115 | — | 1 | |
| Hitchin | 50 | 70 | 12 | 52 | — | — | |
| Hoddesdon | 38 | 85 | 16 | 65 | — | 4 | |
| Letchworth (a) | 50 | 46 | 14 | 31 | — | — | |
| Rickmansworth (b) | 100 | 128 | 7 | 118 | — | 1 | |
| Royston | — | 17 | 7 | 10 | — | — | |
| Sawbridgeworth | 10 | 26 | 1 | 24 | — | 1 | |
| Stevenage | 20 | 14 | 4 | 10 | — | — | |
| Tring (c) | — | 47 | 2 | 40 | — | — | |
| Ware | 13 | 34 | 8 | 26 | — | — | |
| Welwyn Garden City (d) | 150 | 59 | 15 | 30 | 2 | 4 | |
| RURAL DISTRICTS | | | | | | | |
| Berkhamsted | — | 54 | 4 | 47 | — | — | |
| Braughing | — | 71 | 4 | 63 | — | — | |
| Hatfield | 66 | 209 | 10 | 168 | — | 26 | |
| Hemel Hempstead | 35 | 76 | 6 | 68 | — | 1 | |
| Hertford | — | 71 | 4 | 67 | — | — | |
| Hitchin | 38 | 76 | 11 | 59 | — | 6 | |
| St. Albans (h) | 6 | 213 | 13 | 194 | — | 4 | |
| Ware | — | 46 | 9 | 37 | — | — | |
| Watford | 50 | 140 | 8 | 108 | — | 14 | |
| Welwyn | 46 | 30 | 1 | 29 | — | — | |

| Housing Authorities and Housing Associations—Permanent Housing | | | | | | | | | | |
|---|---|---------------------------------------|----------------------------|---------------|-----------------------------|----------------------------|---------------|------------------------------------|----------------|--------------------|
| Sites | | Houses and Flats | | | | | | | | Est. Pop. in 000's |
| Right of entry obtained development or house erection not yet begun (1) | Developed or under development house erection not yet begun (2) | New Dwellings except Aluminium Houses | | | Aluminium Houses | | | Rebuilding War Destroyed Dwellings | | |
| | | No. on tenders approved (3) | No. under construction (4) | Completed (5) | No. on tenders approved (6) | No. under construction (7) | Completed (8) | No. under construction (9) | Completed (10) | |
| — | 8 | 48 | 10 | 38 | — | — | — | — | — | 2 |
| — | 86 | 54 | — | 54 | — | — | — | — | — | 5 |
| 3 | 48 | 76 | 14 | 62 | — | — | — | — | — | 3 |
| — | 218 | 180 | 54 | 120 | — | — | — | — | — | 8 |
| 46 | 100 | 100 | 8 | 76 | — | — | — | — | — | 6 |
| — | 213 | 101 | 45 | 56 | — | — | — | — | — | 5 |
| 16 | 38 | 198 | 36 | 156 | — | — | — | — | — | 8 |
| 44 | 30 | 92 | 26 | 62 | — | — | — | — | — | 9 |
| 185 | 141 | 220 | 57 | 161 | — | — | — | — | — | 11 |
| 66 | 76 | 148 | 33 | 103 | — | — | — | — | — | 7 |
| 98 | — | 192 | 66 | 122 | — | — | — | — | — | 17 |
| 17 | — | 118 | 30 | 84 | — | — | — | — | — | 5 |
| 14 | 54 | 204 | 32 | 172 | — | — | — | — | — | 9 |
| — | 18 | 154 | 63 | 91 | — | — | — | — | — | 13 |
| 130 | 8 | 114 | 50 | 64 | — | — | — | — | — | 9 |
| 182 | 50 | 350 | 66 | 284 | — | — | — | — | 3 | 15 |
| 70 | 32 | 56 | 16 | 36 | — | — | — | — | — | 5 |
| — | — | 24 | 8 | 16 | — | — | — | — | — | 3 |
| 58 | 76 | 228 | 52 | 166 | — | — | — | — | — | 13 |
| 772 | 62 | 813 | 232 | 565 | — | — | — | 5 | 16 | 52 |
| 108 | 29 | 2,765 | 506 | 1,828 | — | — | — | — | 67 | 119 |
| — | 519 | 395 | 100 | 267 | — | — | — | — | — | 26 |
| 30 | — | 84 | 20 | 64 | — | — | — | — | — | 4 |
| 30 | 66 | 80 | 28 | 52 | — | — | — | — | — | 5 |
| — | 40 | 106 | 20 | 84 | — | — | — | — | — | 3 |
| 40 | — | 40 | — | 40 | — | — | — | — | — | 3 |
| — | 34 | 144 | 24 | 104 | — | — | — | — | — | 6 |
| — | 38 | 39 | 30 | 7 | — | — | — | — | — | 3 |
| — | 16 | 102 | 36 | 66 | — | — | — | — | — | 5 |
| — | — | 57 | — | 57 | — | — | — | — | — | 5 |
| 20 | — | 80 | 16 | 64 | — | — | — | — | — | 3 |
| — | — | 122 | — | 122 | — | — | — | — | — | 2 |
| 20 | 12 | 134 | 36 | 98 | — | — | — | — | — | 6 |
| 144 | 52 | 258 | 36 | 196 | — | — | — | — | — | 32 |
| 72 | 78 | 414 | 72 | 334 | 20 | — | 20 | — | — | 18 |
| 92 | 30 | 164 | 54 | 108 | — | — | — | — | — | 17 |
| 254 | 258 | 280 | 44 | 218 | — | — | — | — | — | 21 |
| 36 | 12 | 232 | 20 | 178 | — | — | — | — | — | 18 |

(a) See Note 9. Column (3) 49, Column (4) 19, Column (5) 30.

(b) See Note 9. " 4, " —, " —.

| Housing Authority | Temporary Houses Completed | Private Builders—Permanent Housing | | | | |
|------------------------|----------------------------|--|--------------------|-----------|------------------------------------|-----------|
| | | Total No. on Licences and Approvals issued | New Dwellings | | Rebuilding War Destroyed Dwellings | |
| | | | Under construction | Completed | Under construction | Completed |
| Name | (13) | (14) | (15) | (16) | (17) | (18) |
| Huntingdon | | | | | | |
| BOROUGHS | | | | | | |
| Godmanchester | — | 22 | 3 | 19 | — | — |
| Huntingdon | 18 | 18 | — | 18 | — | — |
| St. Ives | 10 | 21 | 4 | 17 | — | — |
| URBAN DISTRICTS | | | | | | |
| Old Fletton | — | 45 | 15 | 24 | — | — |
| Ramsey | 20 | 20 | 3 | 12 | 2 | 1 |
| St. Neots | — | 7 | 5 | 1 | — | — |
| RURAL DISTRICTS | | | | | | |
| Huntingdon | 20 | 22 | 3 | 18 | — | — |
| Norman Cross | — | 29 | 2 | 27 | — | — |
| St. Ives | — | 73 | 14 | 58 | — | — |
| St. Neots | 20 | 17 | 2 | 13 | — | — |
| Isle of Ely | | | | | | |
| BOROUGH | | | | | | |
| Wisbech | 125 | 62 | 11 | 37 | 1 | 12 |
| URBAN DISTRICTS | | | | | | |
| Chatteris | 10 | 71 | 3 | 67 | — | — |
| Ely | — | 33 | 9 | 20 | — | 2 |
| March | 14 | 49 | 9 | 39 | — | 1 |
| Whittlesey | — | 36 | 7 | 29 | — | — |
| RURAL DISTRICTS | | | | | | |
| Ely | — | 103 | 13 | 89 | — | — |
| North Witchford | 15 | 45 | 11 | 31 | — | — |
| Thorney | — | 10 | — | 10 | — | — |
| Wisbech | — | 54 | 5 | 45 | — | 1 |
| Norfolk | | | | | | |
| COUNTY BOROUGHS | | | | | | |
| Great Yarmouth | 750 | 360 | 42 | 138 | 12 | 166 |
| Norwich (a) | 500 | 627 | 100 | 341 | 6 | 148 |
| BOROUGHS | | | | | | |
| King's Lynn (b) | 50 | 64 | 15 | 45 | — | 2 |
| Thetford | — | 10 | — | 10 | — | — |
| URBAN DISTRICTS | | | | | | |
| Cromer | — | 15 | — | 12 | 1 | — |
| Diss | — | 24 | 8 | 15 | — | — |
| Downham Market | — | 10 | 1 | 7 | — | — |
| East Dereham | 20 | 31 | 9 | 17 | — | — |
| New Hunstanton | — | 23 | 6 | 16 | — | — |
| North Walsham | — | 33 | 4 | 28 | — | — |
| Sheringham | — | 30 | 6 | 15 | — | 9 |
| Swaffham | — | 20 | 1 | 17 | — | — |
| Wells-next-the-Sea | 10 | 8 | 6 | 1 | — | — |
| Wymondham | 15 | 50 | 8 | 41 | — | — |
| RURAL DISTRICTS | | | | | | |
| Blofield and Flegg | 100 | 189 | 2 | 165 | — | 10 |
| Depwade | — | 58 | 13 | 45 | — | — |
| Docking | — | 70 | 14 | 47 | — | — |
| Downham | — | 83 | 10 | 59 | — | — |
| Erpingham | — | 77 | 9 | 66 | — | — |

APPENDIX B

| Housing Authorities and Housing Associations—Permanent Housing | | | | | | | | | | | |
|--|--|---------------------------------------|-------------------------------|------------------|--------------------------------|-------------------------------|------------------|------------------------------------|-------------------|-----|----------------------------|
| Sites | | Houses and Flats | | | | | | | | | Est. Pop. in 000's (11) |
| Right of entry obtained development or house erection not yet begun (1) | Developed or under development house erection not yet begun (2) | New Dwellings except Aluminium Houses | | | Aluminium Houses | | | Rebuilding War Destroyed Dwellings | | | |
| | | No. on tenders approved (3) | No. under construction (4) | Completed (5) | No. on tenders approved (6) | No. under construction (7) | Completed (8) | No. under construction (9) | Completed (10) | | |
| | | | | | | | | | | | |
| 84 | — | 284 | 100 | 170 | — | — | — | — | — | 23 | |
| 18 | 90 | 200 | 25 | 175 | — | — | — | — | — | 10 | |
| 18 | — | 260 | 55 | 176 | — | — | — | — | — | 12 | |
| 20 | 116 | 240 | 48 | 178 | — | — | — | — | 2 | 17 | |
| 168 | 84 | 168 | 62 | 96 | — | — | — | — | — | 17 | |
| 140 | 124 | 444 | 120 | 316 | — | — | — | — | 3 | 36 | |
| 158 | — | 246 | 72 | 154 | — | — | — | — | — | 17 | |
| 10 | — | 281 | 36 | 216 | — | — | — | — | — | 8 | |
| 61 | 50 | 238 | 86 | 152 | — | — | — | — | — | 18 | |
| 322 | — | 262 | 16 | 188 | — | — | — | — | — | 17 | |
| 126 | 170 | 2,114 | 449 | 1,513 | — | — | — | — | 39 | 103 | |
| 12 | — | 54 | 11 | 31 | — | — | — | — | — | 3 | |
| — | — | 300 | 45 | 245 | — | — | — | — | — | 7 | |
| — | 12 | 28 | — | 20 | — | — | — | — | — | 2 | |
| 126 | 41 | 422 | 98 | 244 | 49 | — | 49 | — | — | 44 | |
| — | — | 48 | — | 48 | — | — | — | — | — | 2 | |
| — | 28 | 72 | — | 64 | — | — | — | — | — | 3 | |
| 17 | 120 | 151 | 36 | 115 | 32 | — | 32 | — | — | 14 | |
| — | — | 43 | — | 43 | — | — | — | — | — | 2 | |
| — | 70 | 104 | 14 | 90 | — | — | — | — | — | 4 | |
| — | — | 32 | 6 | 20 | — | — | — | — | — | 1 | |
| — | 68 | 183 | 44 | 123 | — | — | — | — | 1 | 7 | |
| 20 | 67 | 154 | 29 | 103 | — | — | — | — | — | 6 | |
| 134 | 54 | 204 | 57 | 133 | — | — | — | — | — | 19 | |
| 88 | 6 | 268 | 54 | 208 | — | — | — | — | 2 | 25 | |
| 160 | 122 | 238 | 50 | 170 | — | — | — | — | — | 19 | |
| 126 | 24 | 166 | 53 | 87 | — | — | — | — | — | 17 | |
| 190 | — | 176 | 45 | 113 | — | — | — | — | — | 15 | |
| 146 | 217 | 149 | 70 | 73 | — | — | — | — | — | 14 | |
| 58 | — | 122 | 18 | 96 | — | — | — | — | — | 7 | |
| — | 228 | 378 | 110 | 266 | — | — | — | — | — | 19 | |
| — | 21 | 113 | 22 | 69 | — | — | — | — | — | 7 | |
| — | — | 54 | 14 | 40 | — | — | — | — | — | 3 | |
| — | 12 | 118 | 33 | 69 | — | — | — | — | — | 4 | |
| — | 2 | 208 | 27 | 169 | — | — | — | — | — | 9 | |
| 60 | 14 | 122 | 35 | 81 | — | — | — | — | — | 8 | |
| 42 | 106 | 170 | 46 | 124 | — | — | — | — | — | 9 | |
| 101 | 172 | 216 | 48 | 160 | — | — | — | — | — | 13 | |

(a) See Note 9. Column (3) 6, Column (4) 6, Column (5) —.
 (b) See Note 9. " 34, " 18, " 10.

(continued)

| Housing Authority Name (12) | Temporary Houses Completed (13) | Private Builders—Permanent Housing | | | | |
|---|--|--|----------------------------|-------------------|------------------------------------|-------------------|
| | | Total No. on Licences and Approvals issued (14) | New Dwellings | | Rebuilding War Destroyed Dwellings | |
| | | | Under construction (15) | Completed (16) | Under construction (17) | Completed (18) |
| Norfolk—cont. | | | | | | |
| RURAL DISTRICTS—cont. | | | | | | |
| Forehoe and Henstead | 150 | 175 | 13 | 143 | — | 5 |
| Freebridge Lynn | — | 53 | 9 | 39 | — | 1 |
| Loddon | 30 | 45 | 2 | 40 | — | 2 |
| Marshland | 40 | 95 | 14 | 70 | — | — |
| Mitford and Launditch | — | 57 | 7 | 42 | — | — |
| St. Faith's and Aylsham (a) | 90 | 236 | 20 | 178 | — | 33 |
| Smallburgh | 50 | 70 | 7 | 58 | — | 3 |
| Swaffham | — | 35 | 14 | 16 | — | — |
| Walsingham | 40 | 54 | 8 | 44 | — | — |
| Wayland | 40 | 90 | 16 | 65 | — | — |
| Suffolk—East | | | | | | |
| COUNTY BOROUGH | | | | | | |
| Ipswich | 142 | 472 | 87 | 318 | — | 50 |
| BOROUGHES | | | | | | |
| Aldeburgh | — | 23 | 1 | 9 | — | 5 |
| Beccles (b) | 50 | 42 | 4 | 32 | — | 3 |
| Eye | — | 5 | 2 | 3 | — | — |
| Lowestoft | 250 | 210 | 25 | 62 | 16 | 97 |
| Southwold | — | 24 | — | 1 | 11 | 7 |
| URBAN DISTRICTS | | | | | | |
| Bungay | 20 | 18 | 1 | 14 | — | — |
| Felixstowe | 101 | 59 | 12 | 43 | — | 1 |
| Halesworth | — | 2 | 1 | 1 | — | — |
| Leiston-cum-Sizewell | — | 11 | 3 | 3 | 1 | 2 |
| Saxmundham | — | 4 | 3 | 1 | — | — |
| Stowmarket | 20 | 36 | 5 | 29 | — | 2 |
| Woodbridge | 18 | 20 | 5 | 11 | — | — |
| RURAL DISTRICTS | | | | | | |
| Blyth | 50 | 63 | 10 | 43 | 5 | 3 |
| Deben | — | 117 | 8 | 95 | — | 4 |
| Gipping | — | 75 | 13 | 51 | — | 8 |
| Hartismere | 50 | 65 | 18 | 38 | — | 1 |
| Lothlingland | 50 | 50 | 9 | 39 | — | 1 |
| Samford | 40 | 45 | 7 | 38 | — | — |
| Wainford | — | 23 | 2 | 18 | — | 3 |
| Suffolk—West | | | | | | |
| BOROUGHES | | | | | | |
| Bury St. Edmunds | 65 | 84 | 10 | 70 | — | — |
| Sudbury | 10 | 34 | 8 | 26 | — | — |
| URBAN DISTRICTS | | | | | | |
| Hadleigh | 10 | 17 | 7 | 10 | — | — |
| Haverhill | 10 | 16 | 6 | 10 | — | — |
| Newmarket | 50 | 21 | 4 | 16 | — | — |
| RURAL DISTRICTS | | | | | | |
| Clare | — | 9 | 5 | 1 | — | 1 |
| Cosford | 30 | 36 | 6 | 28 | — | — |
| Melford | — | 35 | 5 | 29 | — | — |

| Housing Authorities and Housing Associations—Permanent Housing | | | | | | | | | | |
|---|---|---------------------------------------|----------------------------|---------------|-----------------------------|----------------------------|---------------|------------------------------------|----------------|--------------------|
| Sites | | Houses and Flats | | | | | | | | Est. Pop. in 000's |
| Right of entry obtained development or house erection not yet begun (1) | Developed or under development house erection not yet begun (2) | New Dwellings except Aluminium Houses | | | Aluminium Houses | | | Rebuilding War Destroyed Dwellings | | |
| | | No. on tenders approved (3) | No. under construction (4) | Completed (5) | No. on tenders approved (6) | No. under construction (7) | Completed (8) | No. under construction (9) | Completed (10) | |
| 83 | — | 172 | 46 | 100 | — | — | — | — | — | 15 |
| 58 | 76 | 188 | 20 | 162 | — | — | — | — | — | 9 |
| 36 | 102 | 286 | 66 | 220 | — | — | — | — | — | 17 |
| 5,704 | 13,290 | 38,397 | 13,039 | 19,171 | — | — | — | 44 | 2,869 | — |
| — | — | — | — | — | — | — | — | — | — | 5 |
| — | — | 290 | 99 | 115 | — | — | — | — | — | 117 |
| — | 188 | 392 | 60 | 167 | — | — | — | — | 90 | 61 |
| 143 | 80 | 323 | 220 | 68 | — | — | — | — | 6 | 60 |
| 152 | 766 | 430 | 216 | 130 | — | — | — | — | 26 | 179 |
| — | 325 | 322 | — | 322 | — | — | — | — | — | 52 |
| 33 | — | 368 | 138 | 230 | — | — | — | — | 8 | 76 |
| 159 | 90 | 425 | 316 | 109 | — | — | — | 5 | 34 | 36 |
| 721 | 58 | 299 | 164 | 120 | — | — | — | — | 31 | 124 |
| — | 485 | 621 | 244 | 316 | — | — | — | — | 67 | 87 |
| — | 109 | 1,002 | 320 | 465 | — | — | — | — | 56 | 173 |
| 32 | — | 458 | 58 | 400 | — | — | — | — | 30 | 117 |
| — | 34 | 444 | 177 | 187 | — | — | — | — | — | 98 |
| — | — | 162 | — | 162 | — | — | — | — | — | 25 |
| — | — | 1,366 | 574 | 778 | — | — | — | — | 20 | 240 |
| 208 | — | 428 | 343 | 67 | — | — | — | — | — | 174 |
| — | 164 | 1,000 | 361 | 554 | — | — | — | 4 | 46 | 228 |
| 142 | 19 | 890 | 409 | 357 | — | — | — | — | 2 | 228 |
| — | 70 | 505 | 457 | 48 | — | — | — | — | — | 132 |
| 24 | 335 | 359 | 101 | 234 | — | — | — | — | 49 | 75 |
| — | 490 | 469 | 217 | 182 | — | — | — | — | — | 78 |
| — | 1,035 | 1,015 | 485 | 506 | — | — | — | — | — | 142 |
| — | 64 | 552 | 205 | 347 | — | — | — | — | — | 45 |
| 180 | 219 | 425 | 163 | 262 | — | — | — | — | — | 96 |
| — | 740 | 1,075 | 262 | 813 | — | — | — | — | 65 | 100 |
| 68 | 4 | 476 | 172 | 282 | — | — | — | — | — | 46 |
| 772 | 450 | 1,253 | 623 | 488 | — | — | — | — | 102 | 334 |
| — | 119 | 544 | 444 | 100 | — | — | — | — | — | 104 |
| 6 | 508 | 1,297 | 287 | 1,010 | — | — | — | — | 130 | 144 |
| 25 | 84 | 885 | 332 | 446 | — | — | — | — | 44 | 68 |
| 114 | 170 | 311 | 104 | 179 | — | — | — | — | 36 | 60 |
| — | 131 | 1,542 | 305 | 1,062 | — | — | — | — | 12 | 189 |
| — | 129 | 821 | 230 | 516 | — | — | — | — | 15 | 106 |
| 230 | 118 | 382 | 190 | 120 | — | — | — | — | 10 | 71 |
| — | 27 | 1,064 | 120 | 846 | — | — | — | — | 7 | 158 |
| — | 256 | 587 | 166 | 389 | — | — | — | — | — | 107 |
| 9 | 10 | 629 | 141 | 445 | — | — | — | — | 4 | 99 |
| 12 | 5 | 260 | 32 | 214 | — | — | — | — | — | 56 |
| 32 | 21 | 352 | 36 | 316 | — | — | — | — | 19 | 74 |

(a) See Note 9. Column (3) 393, Column (4) 122, Column (5) 146. (d) See Note 9. Column (3) 64, Column (4) —, Column (5) 64.
 (b) See Note 9. " 55, " —, " 55. (e) See Note 9. " 100, " —, " 100.
 (c) See Note 9. " 14, " 14, " —. (f) See Note 9. " 16, " 16, " —.

| Housing Authority | Temporary Houses Completed | Private Builders—Permanent Housing | | | | |
|----------------------------------|----------------------------|--|--------------------|-----------|------------------------------------|-----------|
| | | Total No. on Licences and Approvals issued | New Dwellings | | Rebuilding War Destroyed Dwellings | |
| | | | Under construction | Completed | Under construction | Completed |
| Name | (13) | (14) | (15) | (16) | (17) | (18) |
| Suffolk—West—cont. | | | | | | |
| RURAL DISTRICTS—cont. | | | | | | |
| Mildenhall | 29 | 77 | 6 | 65 | — | 1 |
| Thedwastre | — | 45 | 6 | 38 | — | — |
| Thingoe | — | 51 | 6 | 43 | — | 1 |
| LONDON | | | | | | |
| LONDON COUNTY COUNCIL (a) | 7,865 | — | — | — | — | — |
| City of London | — | — | — | — | — | — |
| METROPOLITAN BOROUGHES | | | | | | |
| Battersea | 463 | 40 | 27 | — | 2 | 11 |
| Bermondsey | 240 | 45 | — | 6 | 18 | 21 |
| Bethnal Green | — | 70 | 39 | 1 | — | 30 |
| Camberwell | 519 | 187 | 5 | 20 | 37 | 109 |
| Chelsea | 77 | 109 | — | 1 | 7 | 90 |
| Deptford | 321 | 106 | 11 | 30 | 11 | 54 |
| Finsbury | — | 88 | 38 | 16 | 6 | 28 |
| Fulham | 163 | 229 | — | — | 76 | 147 |
| Greenwich (c) | 180 | 188 | 39 | 22 | 8 | 114 |
| Hackney | 450 | 230 | 96 | 9 | 4 | 121 |
| Hammersmith | 80 | 34 | — | — | 6 | 27 |
| Hampstead | 80 | 124 | 1 | 1 | 71 | 46 |
| Holborn | — | — | — | — | — | — |
| Islington (b) | 309 | 61 | — | 33 | 4 | 20 |
| Kensington | 130 | 129 | 37 | 2 | 32 | 49 |
| Lambeth | 616 | 270 | 10 | 71 | 11 | 138 |
| Lewisham | 824 | 920 | 5 | 17 | 57 | 808 |
| Paddington | 120 | 44 | 38 | 1 | — | 5 |
| Poplar | 540 | 9 | — | — | — | 3 |
| St. Marylebone (d) | 74 | 231 | 90 | 3 | 6 | 132 |
| St. Pancras | 214 | 88 | 20 | 14 | 24 | 8 |
| Shoreditch | — | — | — | — | — | — |
| Southwark | 190 | 15 | — | — | — | 15 |
| Stepney | — | 28 | — | — | 6 | 22 |
| Stoke Newington | 126 | 20 | 3 | — | — | 17 |
| Wandsworth | 627 | 651 | 13 | 11 | 129 | 445 |
| Westminster (e) | 31 | 146 | 110 | — | 35 | 1 |
| Woolwich | 986 | 735 | 157 | 165 | 7 | 367 |
| Middlesex | | | | | | |
| BOROUGHES | | | | | | |
| Acton | 250 | 229 | 1 | 1 | 17 | 210 |
| Brentford and Chiswick | 150 | 274 | 30 | 1 | 48 | 183 |
| Ealing | 645 | 594 | 61 | 54 | 27 | 435 |
| Edmonton | 199 | 150 | — | 5 | — | 145 |
| Finchley | 23 | 335 | 50 | 177 | 20 | 85 |
| Hendon | 94 | 411 | 14 | 65 | 48 | 276 |
| Heston and Isleworth | 196 | 282 | 24 | 72 | — | 183 |
| Hornsey (f) | 82 | 312 | 41 | 27 | 51 | 172 |
| Southall | 299 | 259 | 1 | 169 | 5 | 76 |
| Southgate | — | 254 | 26 | 63 | 39 | 121 |

(92497)

B

| Housing Authorities and Housing Associations—Permanent Housing | | | | | | | | | | |
|---|---|---------------------------------------|----------------------------|---------------|-----------------------------|----------------------------|---------------|------------------------------------|----------------|--------------------|
| Sites | | Houses and Flats | | | | | | | | Est. Pop. in 000's |
| Right of entry obtained development or house erection not yet begun (1) | Developed or under development house erection not yet begun (2) | New Dwellings except Aluminium Houses | | | Aluminium Houses | | | Rebuilding War Destroyed Dwellings | | |
| | | No. on tenders approved (3) | No. under construction (4) | Completed (5) | No. on tenders approved (6) | No. under construction (7) | Completed (8) | No. under construction (9) | Completed (10) | |
| — | 155 | 409 | 119 | 220 | — | — | — | — | 6 | 130 |
| — | 297 | 682 | 129 | 441 | — | — | — | — | 3 | 107 |
| — | 15 | 931 | 289 | 636 | — | — | — | — | 2 | 133 |
| 40 | — | 263 | 88 | 104 | — | — | — | — | 44 | 181 |
| — | — | 247 | 87 | 124 | — | — | — | — | 3 | 53 |
| 258 | 582 | 1,004 | 196 | 614 | — | — | — | 2 | 6 | 112 |
| — | 52 | 803 | 80 | 636 | — | — | — | — | 34 | 42 |
| — | — | 338 | 135 | 191 | — | — | — | — | 13 | 29 |
| 39 | 80 | 1,554 | 162 | 921 | — | — | — | — | 23 | 220 |
| — | 210 | 798 | 159 | 621 | — | — | — | — | 7 | 66 |
| 112 | 6 | 210 | 24 | 186 | — | — | — | — | — | 17 |
| — | 93 | 1,105 | 58 | 931 | — | — | — | — | 6 | 65 |
| — | 10 | 600 | 146 | 454 | — | — | — | — | 24 | 39 |
| — | 12 | 662 | 126 | 456 | — | — | — | — | 8 | 22 |
| 125 | 14 | 1,137 | 189 | 683 | — | — | — | — | — | 53 |
| — | 231 | 455 | 129 | 326 | — | — | — | — | — | 19 |
| 6 | 50 | 605 | 122 | 483 | — | — | — | — | 97 | 121 |
| 27 | 68 | 1,262 | 154 | 1,062 | — | — | — | — | 124 | 174 |
| — | — | 777 | 232 | 401 | — | — | — | 6 | 58 | 79 |
| — | 56 | 669 | 77 | 430 | — | — | — | — | 29 | 48 |
| — | 408 | 997 | 283 | 686 | — | — | — | — | 14 | 113 |
| — | 125 | 1,582 | 248 | 1,144 | — | — | — | — | — | 185 |
| — | — | 452 | 80 | 342 | — | — | — | — | 30 | 106 |
| 14 | 372 | 730 | 250 | 469 | — | — | — | — | 53 | 123 |
| — | 49 | 958 | 228 | 690 | — | — | — | — | — | 62 |
| — | 99 | 633 | 46 | 563 | — | — | — | — | 4 | 39 |
| 16 | 6 | 206 | 57 | 147 | — | — | — | — | — | 8 |
| 56 | 24 | 247 | 23 | 198 | — | — | — | — | — | 25 |
| — | — | 303 | — | 261 | — | — | — | — | — | 15 |
| — | 6 | 490 | 84 | 346 | — | — | — | — | 2 | 21 |
| — | — | 486 | — | 486 | — | — | — | — | 4 | 40 |
| 200 | 53 | 697 | 78 | 600 | — | — | — | — | 2 | 13 |
| 2 | — | 156 | 30 | 126 | — | — | — | — | 9 | 76 |
| 358 | 222 | 708 | 74 | 616 | — | — | — | — | 24 | 89 |
| — | 172 | 666 | 285 | 327 | — | — | — | — | 2 | 64 |
| — | 100 | 474 | 106 | 329 | — | — | — | — | 4 | 47 |

(a) See Note 9. Column (3) 2, Column (4) —, Column (5) 2.
 (b) See Note 9. " 80, " 80, " —.
 (c) See Note 9. " 94, " —, " 94.
 (d) See Note 9. " 2, " —, " 2.

(continued)

| Housing Authority | Private Builders—Permanent Housing | | | | | |
|---------------------------|------------------------------------|--|--------------------|-----------|------------------------------------|-----------|
| | Temporary Houses Completed | Total No. on Licences and Approvals issued | New Dwellings | | Rebuilding War Destroyed Dwellings | |
| | | | Under construction | Completed | Under construction | Completed |
| Name | (13) | (14) | (15) | (16) | (17) | (18) |
| Middlesex—cont. | | | | | | |
| BOROUGHS—cont. | | | | | | |
| Tottenham | 315 | 96 | 2 | 8 | 5 | 80 |
| Twickenham | 377 | 364 | 52 | 115 | 3 | 173 |
| Wembley | 345 | 670 | 84 | 93 | 10 | 445 |
| Willesden | 499 | 544 | 8 | 56 | 52 | 413 |
| Wood Green | 166 | 185 | 32 | 75 | 15 | 60 |
| URBAN DISTRICTS | | | | | | |
| Enfield | 347 | 370 | 4 | 185 | 1 | 123 |
| Feltham | 150 | 260 | 53 | 169 | — | 33 |
| Friern Barnet (a) | 86 | 165 | 20 | 78 | 2 | 62 |
| Harrow | 200 | 882 | 97 | 378 | 11 | 311 |
| Hayes and Harlington | 224 | 259 | — | 205 | 1 | 53 |
| Potters Bar | 94 | 290 | 13 | 246 | — | 25 |
| Ruislip-Northwood | 129 | 877 | 59 | 617 | 5 | 154 |
| Staines (b) | 227 | 453 | 54 | 359 | — | 39 |
| Sunbury-on-Thames | — | 230 | 53 | 158 | 2 | 17 |
| Uxbridge | 110 | 520 | 74 | 371 | 2 | 53 |
| Yiewsley and West Drayton | — | 185 | 15 | 137 | — | 3 |
| Essex (Part of) | | | | | | |
| COUNTY BOROUGHS | | | | | | |
| East Ham | 934 | 369 | 2 | 3 | 63 | 288 |
| West Ham | 550 | 196 | 22 | 31 | 19 | 124 |
| BOROUGHS | | | | | | |
| Barking | 285 | 160 | — | 25 | 10 | 119 |
| Chingford | 120 | 278 | 14 | 13 | 8 | 238 |
| Dagenham | 200 | 290 | 13 | 57 | 11 | 196 |
| Ilford | 299 | 1,298 | 92 | 242 | 60 | 782 |
| Leyton | 418 | 128 | 6 | 4 | 21 | 96 |
| Walthamstow | 535 | 308 | 19 | 46 | 39 | 191 |
| Wanstead and Woodford | — | 648 | 50 | 270 | 30 | 283 |
| URBAN DISTRICTS | | | | | | |
| Chigwell | 200 | 282 | 38 | 161 | 3 | 62 |
| Waltham Holy Cross | 50 | 74 | 5 | 65 | — | 4 |
| Herts (Parts of) | | | | | | |
| URBAN DISTRICTS | | | | | | |
| Barnet | 100 | 191 | 12 | 129 | — | 49 |
| Bushey (c) | 50 | 123 | 6 | 110 | — | 2 |
| Cheshunt | 135 | 192 | 31 | 152 | 1 | 8 |
| East Barnet | 50 | 317 | 58 | 75 | — | 173 |
| RURAL DISTRICT | | | | | | |
| Elstree | 100 | 96 | 22 | 70 | — | 4 |
| Kent (Part of) | | | | | | |
| BOROUGHS | | | | | | |
| Beckenham | 165 | 638 | 8 | 214 | 50 | 360 |
| Bexley | — | 866 | 67 | 145 | 21 | 617 |
| Bromley (d) | 325 | 433 | 24 | 156 | 12 | 216 |
| Erith | 250 | 444 | 30 | 186 | — | 216 |

(92497)

B 2

| Housing Authorities and Housing Associations—Permanent Housing | | | | | | | | | | |
|--|---|---------------------------------------|----------------------------|---------------|-----------------------------|----------------------------|---------------|------------------------------------|----------------|-------------------------|
| Sites | | Houses and Flats | | | | | | | | Est. Pop. in 000's (11) |
| Right of entry obtained or house erection not yet begun (1) | Developed or under development house erection not yet begun (2) | New Dwellings except Aluminium Houses | | | Aluminium Houses | | | Rebuilding War Destroyed Dwellings | | |
| | | No. on tenders approved (3) | No. under construction (4) | Completed (5) | No. on tenders approved (6) | No. under construction (7) | Completed (8) | No. under construction (9) | Completed (10) | |
| — | 469 | 421 | 36 | 385 | — | — | — | — | — | 73 |
| 20 | 2 | 502 | 41 | 445 | — | — | — | — | 19 | 28 |
| 224 | 358 | 1,000 | 58 | 894 | — | — | — | — | 3 | 59 |
| — | 6 | 218 | 132 | — | — | — | — | — | 16 | 25 |
| 740 | 40 | 1,596 | 541 | 1,019 | — | — | — | — | 45 | 249 |
| 2 | — | 197 | 60 | 137 | — | — | — | — | 5 | 41 |
| — | — | 203 | 26 | 156 | — | — | — | 2 | 1 | 33 |
| — | 78 | 471 | 37 | 434 | — | — | — | — | — | 68 |
| 2 | 224 | 841 | 290 | 482 | — | — | — | — | 4 | 41 |
| — | 94 | 360 | 140 | 199 | — | — | — | — | 2 | 45 |
| 249 | 122 | 815 | 210 | 601 | — | — | — | 34 | 24 | 67 |
| — | 100 | 371 | 60 | 276 | — | — | — | — | 9 | 42 |
| 236 | 150 | 466 | 104 | 362 | — | — | — | — | — | 60 |
| 93 | 11 | 188 | 77 | 66 | — | — | — | — | — | 82 |
| — | — | 113 | 14 | 99 | — | — | — | 5 | 7 | 59 |
| 28 | 90 | 389 | 158 | 177 | — | — | — | — | — | 32 |
| 27 | 13 | 313 | 83 | 188 | — | — | — | — | 2 | 62 |
| 14 | 54 | 583 | 114 | 409 | — | — | — | — | 6 | 63 |
| 115 | 73 | 785 | 167 | 534 | — | — | — | — | 2 | 51 |
| 42 | 145 | 636 | 125 | 499 | — | — | — | — | 35 | 76 |
| — | 210 | 1,128 | 354 | 752 | — | — | — | — | — | 115 |
| 264 | — | 136 | 21 | 79 | — | — | — | — | — | 10 |
| — | 228 | 358 | 78 | 280 | — | — | — | — | — | 27 |
| 90 | 28 | 294 | 60 | 234 | — | — | — | — | — | 18 |
| 242 | 10 | 486 | 16 | 470 | — | — | — | — | — | 22 |
| — | 47 | 73 | 25 | 46 | — | — | — | — | — | 3 |
| 70 | — | 130 | 12 | 118 | — | — | — | — | — | 8 |
| 28 | — | 84 | — | 84 | — | — | — | — | — | 5 |
| 48 | 18 | 352 | 63 | 259 | — | — | — | — | — | 23 |
| — | 18 | 226 | 65 | 141 | — | — | — | — | — | 19 |
| 134 | 12 | 112 | 30 | 82 | — | — | — | — | — | 13 |
| 52 | — | 234 | 74 | 156 | — | — | — | — | — | 22 |
| — | 74 | 212 | 58 | 126 | — | — | — | — | — | 11 |
| 82 | 64 | 140 | 36 | 100 | — | — | — | — | — | 9 |
| 48 | — | 208 | 76 | 76 | — | — | — | — | — | 14 |
| 55 | 22 | 270 | 98 | 158 | — | — | — | — | — | 15 |
| 100 | 54 | 196 | 34 | 152 | — | — | — | — | — | 14 |
| 43 | 79 | 168 | 42 | 106 | — | — | — | — | — | 11 |
| 234 | 44 | 285 | 50 | 210 | — | — | — | — | — | 32 |

(a) See Note 9. Column (3) 27, Column(4) —, Column (5) 27.

| Housing Authority | Private Builders—Permanent Housing | | | | | |
|-----------------------------|------------------------------------|---|-------------------------|----------------|------------------------------------|----------------|
| | Temporary Houses Completed (13) | Total No. on Licences and Approvals issued (14) | New Dwellings | | Rebuilding War Destroyed Dwellings | |
| | | | Under construction (15) | Completed (16) | Under construction (17) | Completed (18) |
| Name (12) | (13) | (14) | (15) | (16) | (17) | (18) |
| Kent (Part of)—cont. | | | | | | |
| URBAN DISTRICTS | | | | | | |
| Chislehurst and Sidcup | 275 | 530 | 31 | 137 | 10 | 338 |
| Crayford | 100 | 231 | 23 | 77 | 1 | 120 |
| Orpington | 319 | 467 | 47 | 173 | 4 | 230 |
| Penge | — | 62 | 15 | 5 | 2 | 40 |
| Surrey (Part of) | | | | | | |
| COUNTY BOROUGH | | | | | | |
| Croydon | 1,323 | 1,065 | 36 | 204 | 29 | 774 |
| BOROUGHES | | | | | | |
| Barnes | — | 234 | 8 | 40 | 10 | 153 |
| Beddington and Wallington | 94 | 204 | 12 | 59 | 1 | 129 |
| Epsom and Ewell | 204 | 515 | 43 | 271 | 2 | 182 |
| Kingston-upon-Thames | 202 | 105 | 5 | 58 | 5 | 36 |
| Malden and Coombe | 197 | 382 | 35 | 77 | 9 | 236 |
| Mitcham | 345 | 484 | 2 | — | 6 | 399 |
| Richmond | 179 | 206 | 22 | 95 | 34 | 35 |
| Surbiton | 90 | 559 | 51 | 320 | 5 | 139 |
| Sutton and Cheam | 115 | 473 | 11 | 163 | 18 | 271 |
| Wimbledon | 71 | 250 | 12 | 24 | 21 | 177 |
| URBAN DISTRICTS | | | | | | |
| Banstead | 300 | 309 | 42 | 181 | — | 65 |
| Carshalton | 103 | 130 | 1 | 11 | 1 | 117 |
| Coulsdon and Purley | 105 | 699 | 74 | 408 | 19 | 170 |
| Esher | 166 | 389 | 44 | 256 | 2 | 64 |
| Merton and Morden (a) | — | 223 | 8 | 20 | — | 194 |
| SOUTHERN | | | | | | |
| Berks | | | | | | |
| COUNTY BOROUGH | | | | | | |
| Reading | 200 | 189 | 28 | 155 | — | — |
| BOROUGHES | | | | | | |
| Abingdon | — | 80 | 6 | 71 | — | — |
| Maidenhead | 100 | 87 | 14 | 71 | — | — |
| Newbury | 48 | 81 | 12 | 69 | — | — |
| New Windsor | 175 | 92 | 13 | 79 | — | — |
| Wallingford | — | 23 | 3 | 15 | — | — |
| Wokingham | 46 | 26 | 2 | 24 | — | — |
| URBAN DISTRICT | | | | | | |
| Wantage | 40 | 19 | 7 | 10 | — | — |
| RURAL DISTRICTS | | | | | | |
| Abingdon | 40 | 174 | 15 | 152 | — | 2 |
| Bradfield | 40 | 93 | 8 | 80 | 1 | 1 |
| Cookham | 30 | 62 | 4 | 54 | — | — |
| Easthampstead | — | 96 | 16 | 79 | — | — |
| Faringdon | — | 40 | 18 | 19 | — | — |
| Hungerford | — | 38 | 11 | 26 | — | — |
| Newbury | — | 64 | 16 | 48 | — | — |
| Wallingford | 30 | 44 | 17 | 23 | — | — |
| Wantage | — | 45 | 3 | 36 | — | — |
| Windsor | — | 37 | 5 | 26 | — | 1 |
| Wokingham | — | 213 | 23 | 178 | — | — |

(92497)

B 3

APPENDIX B

| Housing Authorities and Housing Associations—Permanent Housing | | | | | | | | | | |
|---|---|---------------------------------------|----------------------------|---------------|-----------------------------|----------------------------|---------------|------------------------------------|----------------|-------------------------|
| Sites | | Houses and Flats | | | | | | | | Est. Pop. in 000's (11) |
| Right of entry obtained development or house erection not yet begun (1) | Developed or under development house erection not yet begun (2) | New Dwellings except Aluminium Houses | | | Aluminium Houses | | | Rebuilding War Destroyed Dwellings | | |
| | | No. on tenders approved (3) | No. under construction (4) | Completed (5) | No. on tenders approved (6) | No. under construction (7) | Completed (8) | No. under construction (9) | Completed (10) | |
| 300 | 286 | 862 | 190 | 672 | — | — | — | — | — | 20 |
| — | 150 | 94 | 11 | 71 | — | — | — | — | — | 4 |
| — | 22 | 982 | 164 | 810 | — | — | — | — | — | 41 |
| — | 420 | 870 | 134 | 736 | — | — | — | — | 12 | 66 |
| — | 38 | 178 | 24 | 132 | — | — | — | — | — | 7 |
| — | 16 | 578 | 102 | 434 | — | — | — | — | — | 9 |
| — | — | 257 | 49 | 196 | — | — | — | — | — | 11 |
| — | 90 | 104 | 16 | 88 | — | — | — | — | — | 5 |
| 48 | — | 110 | 37 | 73 | — | — | — | — | — | 4 |
| 37 | 33 | 142 | 24 | 118 | — | — | — | — | — | 6 |
| — | — | 78 | 20 | 52 | — | — | — | — | — | 5 |
| — | — | 160 | 18 | 89 | — | — | — | — | — | 13 |
| 215 | 4 | 687 | 272 | 313 | — | — | — | — | — | 41 |
| 78 | 366 | 428 | 105 | 305 | — | — | — | — | — | 25 |
| 55 | 78 | 172 | 24 | 131 | — | — | — | — | — | 8 |
| 26 | 80 | 603 | 90 | 445 | — | — | — | — | 9 | 42 |
| 48 | — | 230 | 44 | 170 | — | — | — | — | — | 13 |
| 10 | 8 | 264 | 54 | 208 | — | — | — | — | — | 8 |
| 60 | 62 | 167 | 47 | 112 | — | — | — | — | — | 8 |
| 328 | 29 | 814 | 182 | 560 | — | — | — | — | — | 38 |
| — | — | 68 | 20 | 48 | — | — | — | — | — | 4 |
| — | 16 | 210 | 72 | 126 | — | — | — | — | — | 6 |
| — | 12 | 94 | 24 | 68 | — | — | — | — | — | 11 |
| — | 22 | 62 | — | 62 | — | — | — | — | — | 3 |
| 502 | 127 | 1,512 | 281 | 1,052 | — | — | — | — | 5 | 81 |
| — | 4 | 72 | 26 | 46 | 30 | — | 30 | — | — | 3 |
| 85 | — | 74 | 20 | 54 | — | — | — | — | — | 3 |
| 201 | 104 | 381 | 126 | 243 | — | — | — | 2 | 11 | 36 |
| 98 | 100 | 102 | 30 | 72 | 25 | — | 25 | — | 3 | 8 |
| 226 | 4 | 78 | — | 78 | — | — | — | — | 12 | 7 |
| — | 102 | 72 | 46 | 26 | — | — | — | — | — | 6 |
| — | — | 78 | 12 | 66 | — | — | — | — | — | 4 |
| 12 | 14 | 102 | 24 | 50 | — | — | — | — | — | 8 |
| 2 | — | 196 | 28 | 144 | — | — | — | — | — | 9 |
| 2 | 12 | 40 | 24 | 14 | — | — | — | — | — | 8 |
| 92 | 84 | 150 | 48 | 90 | — | — | — | — | — | 16 |
| 2 | 57 | 186 | 80 | 100 | — | — | — | — | — | 9 |
| 6 | 2 | 103 | 12 | 91 | — | — | — | — | — | 7 |
| 35 | 16 | 511 | 88 | 371 | — | — | — | — | — | 9 |
| 20 | 12 | 366 | 92 | 274 | — | — | — | — | — | 16 |
| 12 | — | 359 | 74 | 236 | — | — | — | — | — | 21 |

(a) See Note 9. Column (3) 2, Column (4) —, Column (5) 2.
 (b) See Note 9. " 28, " —, " 28.

(c) See Note 9. Column (3) 2, Column (4) —, Column (5) 2.
 (d) See Note 9. " 40, " —, " 40.

(continued)

| Housing Authority | Private Builders—Permanent Housing | | | | | |
|-----------------------------|------------------------------------|---|-------------------------|----------------|------------------------------------|----------------|
| | Temporary Houses Completed (13) | Total No. on Licences and Approvals issued (14) | New Dwellings | | Rebuilding War Destroyed Dwellings | |
| | | | Under construction (15) | Completed (16) | Under construction (17) | Completed (18) |
| Name (12) | (13) | (14) | (15) | (16) | (17) | (18) |
| Buckingham | | | | | | |
| BOROUGHES | | | | | | |
| Aylesbury | 147 | 75 | 3 | 72 | — | — |
| Buckingham | 15 | 18 | 5 | 13 | — | — |
| High Wycombe | 50 | 169 | 31 | 137 | — | — |
| Slough | 400 | 174 | 21 | 147 | 1 | 3 |
| URBAN DISTRICTS | | | | | | |
| Beaconsfield | — | 95 | 13 | 82 | — | — |
| Bletchley | — | 44 | 7 | 30 | — | — |
| Chesham | 35 | 74 | 13 | 60 | — | — |
| Eton (a) | 12 | 25 | — | 22 | — | — |
| Linslade | — | 31 | 6 | 24 | — | — |
| Marlow | — | 49 | 10 | 35 | — | 1 |
| Newport Pagnell | — | 6 | — | 6 | — | — |
| Wolverton | 90 | 37 | 2 | 33 | — | — |
| RURAL DISTRICTS | | | | | | |
| Amersham | 90 | 339 | 102 | 222 | — | 12 |
| Aylesbury | — | 103 | 25 | 78 | — | — |
| Buckingham | 49 | 33 | 3 | 28 | — | — |
| Eton | — | 237 | 40 | 170 | — | 11 |
| Newport Pagnell | — | 146 | 27 | 70 | — | — |
| Wing (b) | — | 45 | 10 | 29 | — | 1 |
| Winslow | — | 44 | 7 | 36 | — | — |
| Wycombe (c) | 80 | 208 | 42 | 119 | — | — |
| Dorset | | | | | | |
| BOROUGHES | | | | | | |
| Blandford Forum | 24 | 13 | 4 | 8 | — | — |
| Bridport | — | 41 | 13 | 26 | — | 1 |
| Dorchester | — | 34 | 6 | 28 | — | — |
| Lyme Regis | 10 | 14 | — | 13 | — | 1 |
| Poole | 200 | 497 | 80 | 375 | 1 | 30 |
| Shaftesbury | — | 22 | 3 | 19 | — | — |
| Wareham | 10 | 19 | 2 | 10 | — | 3 |
| Weymouth and Melcombe Regis | 200 | 319 | 53 | 136 | 30 | 97 |
| URBAN DISTRICTS | | | | | | |
| Portland | 40 | 33 | 5 | 14 | 1 | 11 |
| Sherborne | 40 | 12 | 1 | 5 | — | 3 |
| Swanage | — | 95 | 5 | 56 | 16 | 5 |
| Wimborne Minster | — | 15 | 3 | 11 | — | — |
| RURAL DISTRICTS | | | | | | |
| Beaminster | — | 44 | 12 | 32 | — | — |
| Blandford | — | 52 | 5 | 47 | — | — |
| Bridport | — | 66 | 14 | 50 | — | — |
| Dorchester | — | 90 | 12 | 70 | 1 | 4 |
| Shaftesbury | — | 36 | 15 | 21 | — | — |
| Sherborne | — | 25 | 5 | 13 | — | — |
| Sturminster | 35 | 43 | 6 | 31 | — | — |
| Wareham and Purbeck (d) | 56 | 145 | 27 | 110 | — | 1 |
| Wimborne and Cranborne | — | 265 | 37 | 191 | — | 7 |

(92497)

B 4

APPENDIX B

| Housing Authorities and Housing Associations—Permanent Housing | | | | | | | | | | |
|---|---|---------------------------------------|----------------------------|---------------|-----------------------------|----------------------------|---------------|------------------------------------|----------------|--------------------|
| Sites | | Houses and Flats | | | | | | | | Est. Pop. in 000's |
| Right of entry obtained development or house erection not yet begun (i) | Developed or under development house erection not yet begun (2) | New Dwellings except Aluminium Houses | | | Aluminium Houses | | | Rebuilding War Destroyed Dwellings | | |
| | | No. on tenders approved (3) | No. under construction (4) | Completed (5) | No. on tenders approved (6) | No. under construction (7) | Completed (8) | No. under construction (9) | Completed (10) | |
| 172 | — | 156 | 20 | 106 | — | — | — | — | — | 20 |
| 14 | — | 104 | 8 | 96 | — | — | — | — | — | 20 |
| — | 162 | 228 | 70 | 124 | — | — | — | — | 8 | 16 |
| — | — | 128 | 26 | 102 | — | — | — | — | 2 | 13 |
| 2 | 20 | 56 | 18 | 38 | — | — | — | — | — | 7 |
| 60 | — | 195 | 36 | 140 | — | — | — | — | 5 | 17 |
| 40 | 455 | 1,556 | 154 | 1,167 | — | — | — | — | — | 106 |
| — | 50 | 434 | 60 | 314 | — | — | — | — | — | 19 |
| — | — | 106 | 10 | 68 | — | — | — | — | — | 4 |
| — | 56 | 110 | 66 | 30 | — | — | — | — | — | 8 |
| — | — | 38 | 12 | 26 | — | — | — | — | — | 2 |
| — | 18 | 138 | 14 | 42 | — | — | — | — | — | 4 |
| — | 32 | 68 | 26 | 40 | — | — | — | — | — | 3 |
| — | 66 | 150 | 38 | 110 | — | — | — | — | — | 7 |
| — | — | 168 | 28 | 114 | — | — | — | — | — | 15 |
| 142 | 42 | 414 | 34 | 274 | — | — | — | — | — | 29 |
| 19 | — | 261 | 49 | 155 | — | — | — | — | — | 15 |
| 30 | 32 | 206 | 40 | 160 | — | — | — | — | — | 20 |
| — | — | 416 | 70 | 322 | — | — | — | — | — | 17 |
| 369 | 10 | 388 | 73 | 281 | — | — | — | — | — | 19 |
| 16 | 243 | 1,314 | 219 | 826 | 70 | — | 70 | — | — | 138 |
| — | 365 | 3,063 | 268 | 2,679 | 25 | — | 25 | — | 28 | 218 |
| 2,480 | 762 | 2,149 | 388 | 1,158 | 30 | — | 30 | 12 | 80 | 180 |
| 8 | 60 | 440 | 82 | 320 | — | — | — | — | — | 28 |
| 156 | 20 | 310 | 50 | 258 | — | — | — | — | — | 14 |
| — | 2 | 385 | 100 | 283 | — | — | — | — | — | 17 |
| — | 2 | 745 | 203 | 480 | — | — | — | — | — | 19 |
| — | 200 | 483 | 126 | 319 | — | — | — | — | 13 | 31 |
| — | — | 1,480 | 204 | 1,260 | — | — | — | 4 | 4 | 49 |
| — | 32 | 455 | 50 | 400 | — | — | — | — | — | 22 |
| — | 32 | 144 | 4 | 140 | — | — | — | — | — | 6 |
| — | 50 | 498 | 78 | 392 | — | — | — | — | — | 27 |
| 46 | — | 202 | 6 | 163 | — | — | — | — | 4 | 8 |
| — | 202 | 501 | 112 | 367 | — | — | — | — | 3 | 40 |
| — | 28 | 1,050 | 252 | 714 | — | — | — | — | — | 20 |

(a) See Note 9. Column (3) 50, Column (4) 13, Column (5) 37. (g) See Note 9. Column (3) 8, Column (4) —, Column (5) 8.
 (b) See Note 9. " 2, " —, " 2. (h) See Note 9. " 22, " —, " —.
 (c) See Note 9. " 24, " —, " 24. (i) See Note 9. " 62, " 30, " —.
 (d) See Note 9. " 10, " —, " 10. (j) See Note 9. " 50, " 48, " —.
 (e) See Note 9. " 52, " 10, " 38. (k) See Note 9. " 5, " —, " 2.
 (f) See Note 9. " 278, " 36, " 242.

(continued)

| Housing Authority | Temporary Houses Completed | Private Builders—Permanent Housing | | | | |
|--------------------------------|----------------------------|--|--------------------|-----------|------------------------------------|-----------|
| | | Total No. on Licences and Approvals issued | New Dwellings | | Rebuilding War Destroyed Dwellings | |
| | | | Under construction | Completed | Under construction | Completed |
| Name | (13) | (14) | (15) | (16) | (17) | (18) |
| Isle of Wight | | | | | | |
| BOROUGHS | | | | | | |
| Newport | — | 75 | 11 | 52 | — | 8 |
| Ryde | 50 | 78 | 5 | 63 | 2 | 6 |
| URBAN DISTRICTS | | | | | | |
| Cowes (j) | 100 | 135 | 13 | 35 | 12 | 61 |
| Sandown-Shanklin | — | 94 | 11 | 42 | 5 | 34 |
| Ventnor | — | 38 | 13 | 21 | — | 4 |
| RURAL DISTRICT | | | | | | |
| The Isle of Wight (k) | — | 100 | 20 | 69 | 1 | 1 |
| Oxford | | | | | | |
| COUNTY BOROUGH | | | | | | |
| Oxford | 250 | 207 | 110 | 97 | — | — |
| BOROUGHS | | | | | | |
| Banbury (a) | — | 123 | 15 | 103 | — | — |
| Chipping Norton | 30 | 18 | 1 | 17 | — | — |
| Henley-upon-Thames | 34 | 27 | 8 | 18 | — | — |
| Woodstock | — | — | — | — | — | — |
| URBAN DISTRICTS | | | | | | |
| Bicester | — | 4 | 1 | 3 | — | — |
| Thame | — | 11 | 1 | 7 | — | — |
| Witney | — | 25 | 2 | 21 | — | — |
| RURAL DISTRICTS | | | | | | |
| Banbury | — | 51 | 9 | 41 | — | — |
| Bullingdon | — | 129 | 10 | 97 | — | — |
| Chipping Norton | — | 78 | 15 | 51 | — | — |
| Henley (b) | — | 135 | 9 | 126 | — | — |
| Ploughley | — | 68 | 14 | 47 | — | — |
| Witney | — | 79 | 9 | 55 | — | — |
| Southampton (Hampshire) | | | | | | |
| COUNTY BOROUGHS | | | | | | |
| Bournemouth (c) | 276 | 715 | 54 | 451 | 5 | 195 |
| Portsmouth (h) | 1,400 | 1,181 | 118 | 334 | 98 | 616 |
| Southampton (i) | 1,746 | 1,275 | 112 | 328 | 64 | 738 |
| BOROUGHS | | | | | | |
| Aldershot | 119 | 120 | 18 | 98 | — | — |
| Andover (d) | 50 | 56 | 7 | 47 | — | — |
| Basingstoke | 50 | 83 | 9 | 68 | — | 5 |
| Christchurch (e) | 100 | 273 | 22 | 229 | 10 | 10 |
| Eastleigh | 100 | 102 | 18 | 59 | 4 | 17 |
| Gosport (f) | 600 | 321 | 22 | 123 | — | 162 |
| Lymington (g) | 100 | 193 | 12 | 177 | — | 4 |
| Romsey | 20 | 37 | 2 | 32 | — | — |
| Winchester | 50 | 81 | 7 | 57 | 1 | 1 |
| URBAN DISTRICTS | | | | | | |
| Alton | 45 | 25 | 3 | 22 | — | — |
| Fareham | 100 | 342 | 22 | 287 | — | 25 |
| Farnborough | 100 | 100 | 12 | 86 | — | 2 |

APPENDIX B

| Housing Authorities and Housing Associations—Permanent Housing | | | | | | | | | | Est. Pop. in 000's |
|---|---|---------------------------------------|----------------------------|---------------|-----------------------------|----------------------------|---------------|------------------------------------|----------------|--------------------|
| Sites | | Houses and Flats | | | | | | | | |
| Right of entry obtained development or house erection not yet begun (1) | Developed or under development house erection not yet begun (2) | New Dwellings except Aluminium Houses | | | Aluminium Houses | | | Rebuilding War Destroyed Dwellings | | |
| | | No. on tenders approved (3) | No. under construction (4) | Completed (5) | No. on tenders approved (6) | No. under construction (7) | Completed (8) | No. under construction (9) | Completed (10) | |
| — | — | 110 | 13 | 87 | — | — | — | — | — | 8 |
| 3 | 15 | 621 | 146 | 461 | — | — | — | — | — | 31 |
| — | 26 | 204 | 54 | 114 | — | — | — | — | — | 7 |
| 198 | 72 | 286 | 34 | 212 | — | — | — | — | — | 20 |
| 28 | 21 | 279 | 48 | 207 | — | — | — | — | — | 13 |
| 26 | 30 | 176 | 72 | 88 | — | — | — | — | — | 16 |
| 16 | 55 | 237 | 51 | 180 | — | — | — | — | — | 19 |
| 146 | 53 | 344 | 211 | 101 | — | — | — | — | — | 18 |
| 4 | 70 | 292 | 66 | 220 | — | — | — | — | — | 17 |
| 68 | 210 | 542 | 150 | 376 | — | — | — | — | — | 41 |
| 36 | 126 | 238 | 96 | 122 | — | — | — | — | — | 18 |
| — | 30 | 270 | 27 | 214 | — | — | — | — | — | 23 |
| 140 | 76 | 134 | 20 | 110 | — | — | — | — | — | 24 |
| 24 | 66 | 688 | 196 | 392 | 115 | — | 115 | — | 4 | 40 |
| — | 68 | 98 | 34 | 64 | — | — | — | — | — | 6 |
| — | 1 | 160 | 18 | 126 | — | — | — | — | — | 17 |
| — | 2 | 45 | — | 45 | — | — | — | — | — | 2 |
| — | 20 | 150 | 17 | 117 | — | — | — | — | — | 5 |
| — | 18 | 32 | — | 32 | — | — | — | — | — | 4 |
| — | 87 | 53 | 24 | 29 | — | — | — | — | — | 4 |
| — | 2 | 36 | — | 36 | — | — | — | — | — | 2 |
| 156 | — | 105 | 24 | 81 | — | — | — | — | 2 | 4 |
| 546 | 2 | 226 | 63 | 163 | — | — | — | — | 3 | 20 |
| 78 | — | 151 | 19 | 110 | — | — | — | — | — | 9 |
| — | 35 | 155 | 26 | 129 | — | — | — | — | 11 | 7 |
| 72 | 18 | 198 | 50 | 116 | — | — | — | — | — | 13 |
| — | 8 | 66 | 16 | 44 | — | — | — | — | — | 5 |
| 414 | 38 | 234 | 96 | 122 | 40 | — | 40 | — | — | 35 |
| — | 46 | 69 | 8 | 56 | — | — | — | — | — | 4 |
| — | 8 | 84 | 50 | 34 | — | — | — | — | — | 10 |
| 46 | — | 22 | 10 | 12 | — | — | — | — | — | 2 |
| 66 | 166 | 319 | 98 | 221 | — | — | — | — | 4 | 23 |
| 14 | — | 10 | — | 10 | — | — | — | — | — | 4 |
| — | — | 120 | 23 | 93 | — | — | — | — | 3 | 4 |
| 22 | 14 | 82 | 21 | 59 | — | — | — | — | — | 8 |
| 72 | 18 | 143 | 33 | 110 | — | — | — | — | — | 20 |
| — | — | 42 | 8 | 22 | — | — | — | — | — | 6 |
| 8 | 16 | 96 | 12 | 84 | — | — | — | — | — | 14 |
| 200 | 4 | 258 | 17 | 241 | — | — | — | — | — | 21 |
| 124 | 6 | 306 | 61 | 217 | — | — | — | — | — | 16 |
| — | — | 21 | 13 | 4 | — | — | — | — | — | 2 |
| 89 | 40 | 101 | 13 | 82 | — | — | — | — | — | 5 |
| 54 | — | 237 | 68 | 159 | — | — | — | — | — | 27 |
| 74 | — | 192 | 50 | 104 | — | — | — | — | — | 14 |
| 99 | — | 106 | 54 | 52 | — | — | — | — | — | 18 |

(continued)

| Housing Authority | Private Builders—Permanent Housing | | | | | |
|------------------------------|------------------------------------|--|--------------------|-----------|------------------------------------|-----------|
| | Temporary Houses Completed | Total No. on Licences and Approvals issued | New Dwellings | | Rebuilding War Destroyed Dwellings | |
| | | | Under construction | Completed | Under construction | Completed |
| Name | (13) | (14) | (15) | (16) | (17) | (18) |
| Southampton—cont. | | | | | | |
| URBAN DISTRICTS—cont. | | | | | | |
| Fleet | — | 44 | 3 | 41 | — | — |
| Havant and Waterloo | 150 | 283 | 27 | 201 | 4 | 48 |
| Petersfield | — | 32 | 4 | 24 | — | 1 |
| RURAL DISTRICTS | | | | | | |
| Alton | 50 | 94 | 14 | 73 | — | 1 |
| Andover | 32 | 78 | 6 | 68 | 2 | — |
| Basingstoke | — | 111 | 8 | 88 | — | 1 |
| Droxford | — | 107 | 14 | 81 | — | 5 |
| Hartley Wintney | 29 | 98 | 22 | 66 | — | — |
| Kingsclere and Whitchurch | 10 | 82 | 7 | 65 | — | — |
| New Forest | 100 | 179 | 22 | 141 | 1 | 12 |
| Petersfield | — | 135 | 22 | 93 | — | — |
| Ringwood and Fordingbridge | 50 | 148 | 22 | 121 | — | 1 |
| Romsey and Stockbridge | — | 154 | 13 | 120 | 1 | 20 |
| Winchester | 150 | 188 | 41 | 117 | — | 10 |
| SOUTH-WESTERN | | | | | | |
| Cornwall | | | | | | |
| BOROUGHES | | | | | | |
| Bodmin | — | 22 | 6 | 16 | — | — |
| Falmouth | — | 29 | 3 | 19 | — | 7 |
| Fowey | — | 9 | — | 9 | — | — |
| Helston | 10 | 12 | 6 | 6 | — | — |
| Launceston | — | 13 | 2 | 10 | — | — |
| Liskeard | 25 | 5 | — | 5 | — | — |
| Lostwithiel | 10 | — | — | — | — | — |
| Penryn | — | 14 | 6 | 8 | — | — |
| Penzance | 50 | 48 | 13 | 29 | — | 4 |
| St. Ives | — | 40 | — | 39 | — | 1 |
| Saltash | 40 | 57 | 3 | 42 | 2 | 10 |
| Truro | — | 55 | 5 | 49 | — | 1 |
| URBAN DISTRICTS | | | | | | |
| Bude Stratton | — | 22 | 1 | 20 | — | — |
| Camborne-Redruth | 100 | 59 | 27 | 30 | — | — |
| Looe | — | 7 | 6 | 1 | — | — |
| Newquay | 20 | 46 | 5 | 41 | — | — |
| Padstow | — | 4 | 3 | — | — | — |
| St. Austell | 50 | 60 | 18 | 38 | — | 4 |
| St. Just | — | 3 | 2 | 1 | — | — |
| Torpoint | 50 | 46 | 3 | 8 | — | 35 |
| RURAL DISTRICTS | | | | | | |
| Camelford | — | 18 | 7 | 10 | — | — |
| Kerrier | — | 66 | 7 | 53 | — | 5 |
| Launceston | — | 20 | 10 | 9 | — | — |
| Liskeard | — | 30 | 22 | 6 | — | — |
| St. Austell | — | 36 | 12 | 20 | — | 1 |
| St. Germans | — | 34 | 7 | 23 | — | 2 |
| Scilly, Isles of | — | 8 | 3 | 5 | — | — |
| Stratton | — | 15 | 5 | 8 | — | — |
| Truro | — | 55 | 10 | 44 | — | 1 |
| Wadebridge | 40 | 26 | 11 | 15 | — | — |
| West Penwith | — | 40 | 4 | 35 | — | — |

APPENDIX B

| Housing Authorities and Housing Associations—Permanent Housing | | | | | | | | | | |
|---|---|---------------------------------------|----------------------------|---------------|-----------------------------|----------------------------|---------------|------------------------------------|----------------|--------------------|
| Sites | | Houses and Flats | | | | | | | | Est. Pop. in 000's |
| Right of entry obtained development or house erection not yet begun (1) | Developed or under development house erection not yet begun (2) | New Dwellings except Aluminium Houses | | | Aluminium Houses | | | Rebuilding War Destroyed Dwellings | | |
| | | No. on tenders approved (3) | No. under construction (4) | Completed (5) | No. on tenders approved (6) | No. under construction (7) | Completed (8) | No. under construction (9) | Completed (10) | |
| — | 626 | 1,148 | 336 | 717 | 48 | — | 48 | — | 21 | 76 |
| — | 2,018 | 4,563 | 1,068 | 3,110 | 64 | — | 64 | 18 | 189 | 189 |
| — | 159 | 278 | 31 | 199 | — | — | — | — | — | 16 |
| 57 | 22 | 124 | 16 | 70 | — | — | — | — | — | 10 |
| — | 70 | 105 | 18 | 79 | — | — | — | — | 1 | 6 |
| — | — | 33 | 2 | 27 | — | — | — | — | — | 3 |
| — | — | 94 | — | 70 | — | — | — | — | — | 4 |
| 42 | 22 | 14 | 2 | 12 | — | — | — | — | — | 4 |
| — | — | 70 | 3 | 67 | — | — | — | — | — | 3 |
| 50 | 106 | 176 | 58 | 106 | — | — | — | — | — | 11 |
| 288 | — | 466 | 63 | 401 | — | — | — | — | 6 | 50 |
| — | — | 190 | 46 | 128 | — | — | — | — | — | 5 |
| — | 24 | 76 | 30 | 44 | — | — | — | — | — | 3 |
| — | 42 | 64 | 8 | 26 | — | — | — | — | — | 3 |
| — | 2 | 116 | 14 | 102 | — | — | — | — | — | 9 |
| — | — | 70 | — | 70 | — | — | — | — | — | 3 |
| — | 1 | 93 | 23 | 65 | — | — | — | — | — | 4 |
| — | 46 | 66 | 38 | 22 | — | — | — | — | — | 4 |
| 5 | 8 | 76 | 12 | 62 | — | — | — | — | — | 7 |
| — | 44 | 250 | 114 | 116 | — | — | — | — | — | 17 |
| 68 | — | 22 | — | 22 | — | — | — | — | — | 1 |
| — | 6 | 90 | 12 | 50 | — | — | — | — | — | 9 |
| 24 | 20 | 68 | 14 | 42 | — | — | — | — | — | 3 |
| 6 | — | 18 | — | 12 | — | — | — | — | — | 2 |
| — | 52 | 248 | 106 | 140 | — | — | — | — | — | 16 |
| — | 23 | 79 | 13 | 66 | — | — | — | — | — | 6 |
| — | — | 87 | 8 | 75 | — | — | — | — | — | 4 |
| 203 | — | 281 | 68 | 135 | — | — | — | — | — | 25 |
| 3 | — | 59 | 4 | 55 | — | — | — | — | — | 2 |
| 56 | — | 12 | — | 12 | — | — | — | — | — | 3 |
| 27 | 40 | 154 | 33 | 98 | — | — | — | — | — | 10 |
| 4 | 26 | 134 | 62 | 64 | — | — | — | — | — | 6 |
| 39 | 8 | 142 | 32 | 104 | — | — | — | 1 | 2 | 10 |
| 58 | 44 | 166 | 54 | 106 | — | — | — | — | — | 11 |
| — | 28 | 246 | 54 | 176 | — | — | — | — | — | 22 |
| — | 2 | 66 | 4 | 62 | — | — | — | — | — | 5 |
| 6 | 4 | 6 | — | 6 | — | — | — | — | — | 2 |
| 89 | 10 | 61 | 6 | 47 | — | — | — | — | — | 10 |
| 6 | 45 | 38 | 4 | 32 | — | — | — | — | — | 6 |
| — | 14 | 48 | 4 | 42 | — | — | — | — | — | 7 |
| — | 75 | 140 | 30 | 104 | — | — | — | — | — | 11 |
| 43 | 55 | 241 | 68 | 151 | — | — | — | — | — | 25 |
| 32 | 41 | 75 | 21 | 46 | — | — | — | — | — | 12 |
| 2 | 96 | 414 | 102 | 266 | — | — | — | — | 7 | 32 |
| 68 | 18 | 287 | 71 | 143 | — | — | — | — | — | 30 |

(a) See Note 9. Column (3) 50, Column (4) 38, Column (5) 12.

(continued)

| Housing Authority | Temporary Houses Completed | Private Builders—Permanent Housing | | | | |
|-------------------------|----------------------------|--|--------------------|-----------|------------------------------------|-----------|
| | | Total No. on Licences and Approvals issued | New Dwellings | | Rebuilding War Destroyed Dwellings | |
| | | | Under construction | Completed | Under construction | Completed |
| Name | (13) | (14) | (15) | (16) | (17) | (18) |
| Devon | | | | | | |
| COUNTY BOROUGHES | | | | | | |
| Exeter | 430 | 359 | 61 | 104 | 20 | 174 |
| Plymouth | 2,250 | 1,122 | 109 | 28 | 171 | 803 |
| BOROUGHES | | | | | | |
| Barnstaple | 50 | 45 | 7 | 35 | — | — |
| Bideford | 50 | 38 | 2 | 33 | — | — |
| Dartmouth | 50 | 15 | 5 | 9 | — | 1 |
| Great Torrington | — | 4 | — | 4 | — | — |
| Honiton | 12 | 14 | — | 14 | — | — |
| Okehampton | 25 | 9 | 6 | 3 | — | — |
| South Molton | — | 23 | 3 | 19 | — | — |
| Tiverton | 50 | 19 | 3 | 16 | — | — |
| Torquay | 240 | 258 | 3 | 206 | — | 48 |
| Totnes (a) | — | 30 | 3 | 21 | — | 4 |
| URBAN DISTRICTS | | | | | | |
| Ashburton | — | 23 | 7 | 16 | — | — |
| Axminster | 11 | 27 | 2 | 24 | — | 1 |
| Brixham | 29 | 55 | 5 | 49 | — | 1 |
| Buckfastleigh | — | 14 | 4 | 9 | — | — |
| Budleigh Salterton | — | 14 | 2 | 4 | — | 8 |
| Crediton | — | 12 | 1 | 11 | — | — |
| Dawlish | — | 20 | 2 | 17 | — | — |
| Exmouth | — | 31 | 3 | 16 | 3 | 7 |
| Holsworthy | 15 | 3 | — | 3 | — | — |
| Ifracombe | — | 32 | 5 | 27 | — | — |
| Kingsbridge | — | 13 | 3 | 4 | — | 5 |
| Lynton | — | 3 | 2 | 1 | — | — |
| Newton Abbot | 40 | 53 | — | 53 | — | — |
| Northam | — | 38 | — | 38 | — | — |
| Ottery St. Mary | — | 27 | 3 | 23 | — | — |
| Paignton | — | 108 | 13 | 89 | — | 6 |
| Salcombe | 18 | 5 | 3 | 2 | — | — |
| Seaton | — | 21 | 1 | 15 | — | 5 |
| Sidmouth | — | 54 | 5 | 49 | — | — |
| Tavistock | — | 18 | 3 | 13 | — | — |
| Teignmouth | 100 | 40 | 2 | 20 | 2 | 16 |
| RURAL DISTRICTS | | | | | | |
| Axminster | — | 50 | 14 | 36 | — | — |
| Barnstaple | — | 81 | 8 | 73 | — | — |
| Bideford | — | 24 | 1 | 22 | — | — |
| Broadwoodwidge | — | 7 | 1 | 6 | — | — |
| Crediton | — | 36 | 7 | 26 | 1 | — |
| Holsworthy | — | 9 | 3 | 4 | — | — |
| Honiton | — | 25 | 3 | 21 | — | — |
| Kingsbridge | 30 | 36 | 9 | 23 | — | — |
| Newton Abbot | — | 127 | 18 | 104 | — | — |
| Okehampton | — | 22 | 5 | 16 | — | — |
| Plympton St. Mary | — | 197 | 31 | 124 | 1 | 41 |
| St. Thomas | — | 152 | 20 | 123 | — | 3 |

APPENDIX B

| Housing Authorities and Housing Associations—Permanent Housing | | | | | | | | | | |
|---|---|---------------------------------------|----------------------------|---------------|-----------------------------|----------------------------|---------------|------------------------------------|----------------|--------------------|
| Sites | | Houses and Flats | | | | | | | | Est. Pop. in 000's |
| Right of entry obtained development or house erection not yet begun (1) | Developed or under development house erection not yet begun (2) | New Dwellings except Aluminium Houses | | | Aluminium Houses | | | Rebuilding War Destroyed Dwellings | | |
| | | No. on tenders approved (3) | No. under construction (4) | Completed (5) | No. on tenders approved (6) | No. under construction (7) | Completed (8) | No. under construction (9) | Completed (10) | |
| 28 | — | 112 | 18 | 70 | — | — | — | — | — | 9 |
| 65 | — | 106 | 48 | 48 | — | — | — | — | — | 15 |
| 242 | 50 | 204 | 50 | 124 | — | — | — | — | — | 21 |
| 10 | — | 44 | 12 | 32 | — | — | — | — | — | 8 |
| 24 | — | 170 | 36 | 116 | — | — | — | — | — | 13 |
| 1,760 | 2,282 | 7,309 | 1,595 | 5,214 | 148 | — | 148 | — | 237 | 437 |
| 271 | 680 | 640 | 167 | 457 | 300 | — | 300 | — | — | 64 |
| — | 130 | 887 | 286 | 536 | 207 | — | 207 | — | 12 | 65 |
| — | 210 | 96 | 24 | 72 | 100 | — | 100 | — | — | 5 |
| — | 20 | 92 | 30 | 60 | — | — | — | — | — | 6 |
| — | 19 | 280 | 4 | 264 | — | — | — | — | — | 12 |
| 158 | 19 | 469 | 10 | 437 | — | — | — | — | — | 19 |
| 128 | — | 362 | 57 | 295 | — | — | — | — | 1 | 17 |
| 14 | — | 44 | 20 | 24 | — | — | — | — | — | 3 |
| — | 273 | 228 | 106 | 116 | 37 | — | 37 | — | — | 16 |
| 30 | 134 | 408 | 114 | 268 | — | — | — | — | — | 21 |
| 25 | 6 | 123 | 20 | 83 | — | — | — | — | — | 13 |
| 58 | 273 | 306 | 74 | 198 | 71 | — | 71 | — | — | 17 |
| 4 | 55 | 176 | 43 | 127 | 60 | — | 60 | — | — | 20 |
| — | 20 | 269 | 78 | 151 | — | — | — | — | — | 34 |
| 119 | 98 | 192 | 64 | 104 | — | — | — | — | — | 11 |
| 38 | 2 | 72 | 6 | 50 | — | — | — | — | — | 8 |
| 206 | — | 216 | 68 | 148 | — | — | — | — | — | 19 |
| 70 | 14 | 50 | 22 | 28 | — | — | — | — | — | 9 |
| 203 | 18 | 617 | 160 | 455 | 110 | — | 110 | — | 1 | 38 |
| 383 | 33 | 266 | 98 | 168 | — | — | — | — | — | 26 |
| 61 | — | 58 | 6 | 44 | — | — | — | — | — | 7 |
| 136 | 46 | 310 | 68 | 236 | — | — | — | — | — | 25 |
| — | 56 | 130 | 12 | 118 | — | — | — | — | — | 10 |
| 51 | 36 | 163 | 81 | 82 | 100 | — | 100 | — | — | 18 |
| — | 60 | 1,215 | 76 | 1,033 | — | — | — | — | 106 | 77 |
| — | 357 | 620 | 114 | 502 | 47 | — | 47 | — | — | 22 |
| 21 | — | 76 | 6 | 70 | 59 | — | 59 | — | — | 5 |
| 130 | 70 | 94 | 22 | 68 | — | — | — | — | — | 5 |
| 16 | 112 | 616 | 158 | 448 | 84 | — | 84 | — | — | 33 |
| 18 | — | 118 | 30 | 80 | — | — | — | — | — | 6 |
| 445 | — | 512 | 30 | 482 | — | — | — | — | 56 | 39 |
| 178 | — | 277 | 102 | 175 | — | — | — | — | 19 | 23 |

(a) See Note 9. Column (3) 6. Column (4) —, Column (5) 6.
 (b) See Note 9. " 132, " 30, " 76.
 (c) See Note 9. " 63, " —, " 63.
 (d) See Note 9. " 27, " —, " 27.

(continued)

| Housing Authority | Temporary Houses Completed | Private Builders—Permanent Housing | | | | |
|------------------------------|----------------------------|--|--------------------|-----------|------------------------------------|-----------|
| | | Total No. on Licences and Approvals issued | New Dwellings | | Rebuilding War Destroyed Dwellings | |
| | | | Under construction | Completed | Under construction | Completed |
| Name | (13) | (14) | (15) | (16) | (17) | (18) |
| Devon—cont. | | | | | | |
| RURAL DISTRICTS—cont. | | | | | | |
| South Molton | — | 21 | 5 | 16 | — | — |
| Tavistock | — | 63 | 26 | 31 | — | — |
| Tiverton | — | 34 | 7 | 25 | — | — |
| Torrington | — | 13 | 2 | 8 | — | — |
| Totnes | 30 | 73 | 22 | 50 | — | 1 |
| Gloucester | | | | | | |
| COUNTY BOROUGHS | | | | | | |
| Bristol | 3,000 | 1,450 | 180 | 213 | 139 | 810 |
| Gloucester | — | 65 | 28 | 31 | — | 5 |
| BOROUGHES | | | | | | |
| Cheltenham | 291 | 192 | 23 | 146 | 4 | 8 |
| Tewkesbury (a) | 15 | 16 | 7 | 8 | — | — |
| URBAN DISTRICTS | | | | | | |
| Charlton Kings | — | 18 | 3 | 14 | — | — |
| Cirencester | 23 | 59 | 2 | 52 | — | — |
| Kingswood | 50 | 57 | 6 | 46 | — | 5 |
| Mangotsfield | — | 134 | 8 | 123 | — | 3 |
| Nailsworth | — | 14 | 3 | 11 | — | — |
| Stroud | 40 | 44 | 17 | 27 | — | — |
| RURAL DISTRICTS | | | | | | |
| Cheltenham (b) | 43 | 59 | 6 | 50 | — | — |
| Cirencester | — | 35 | 5 | 29 | — | — |
| Dursley | 40 | 47 | 7 | 35 | — | — |
| East Dean | — | 29 | 8 | 18 | — | — |
| Gloucester (c) | — | 81 | 11 | 67 | — | 2 |
| Lydney | — | 32 | 9 | 20 | — | — |
| Newent | — | 38 | 13 | 25 | — | — |
| North Cotswold | 40 | 96 | 16 | 79 | — | — |
| Northleach | — | 33 | 6 | 23 | — | — |
| Sodbury (d) | 180 | 207 | 19 | 126 | — | 62 |
| Stroud | — | 99 | 20 | 77 | — | 2 |
| Tetbury | — | 17 | 2 | 15 | — | — |
| Thornbury | 50 | 58 | 21 | 31 | — | 2 |
| Warmley | — | 91 | 5 | 86 | — | — |
| West Dean | 13 | 24 | 3 | 21 | — | — |
| Somerset | | | | | | |
| COUNTY BOROUGH | | | | | | |
| Bath | 600 | 539 | 57 | 138 | 46 | 293 |
| BOROUGHES | | | | | | |
| Bridgwater | — | 60 | 4 | 55 | — | — |
| Chard | — | 26 | 4 | 22 | — | — |
| Glastonbury | — | 22 | 4 | 18 | — | — |
| Taunton | 225 | 37 | 20 | 17 | — | — |
| Wells | 25 | 11 | 4 | 6 | — | — |
| Weston-super-Mare | 200 | 216 | 13 | 92 | 4 | 105 |
| Yeovil | 150 | 92 | 4 | 78 | — | 10 |

| Housing Authorities and Housing Associations—Permanent Housing | | | | | | | | | | |
|---|---|---------------------------------------|----------------------------|---------------|-----------------------------|----------------------------|---------------|------------------------------------|----------------|--------------------|
| Sites | | Houses and Flats | | | | | | | | Est. Pop. in 000's |
| Right of entry obtained development or house erection not yet begun (1) | Developed or under development house erection not yet begun (2) | New Dwellings except Aluminium Houses | | | Aluminium Houses | | | Rebuilding War Destroyed Dwellings | | |
| | | No. on tenders approved (3) | No. under construction (4) | Completed (5) | No. on tenders approved (6) | No. under construction (7) | Completed (8) | No. under construction (9) | Completed (10) | |
| — | 190 | 126 | 4 | 122 | — | — | — | — | — | 9 |
| 24 | 4 | 136 | 26 | 110 | — | — | — | — | — | 10 |
| — | — | 96 | 3 | 76 | — | — | — | — | — | 4 |
| 50 | 76 | 152 | 102 | 50 | — | — | — | — | 2 | 11 |
| — | 10 | 60 | 8 | 48 | — | — | — | — | — | 3 |
| 150 | 13 | 264 | 51 | 213 | — | — | — | — | — | 8 |
| — | — | 152 | 19 | 125 | — | — | — | — | — | 7 |
| 60 | — | 148 | — | 110 | 52 | — | 52 | — | — | 12 |
| 86 | — | 116 | 50 | 66 | — | — | — | — | — | 4 |
| — | 50 | 122 | 23 | 79 | — | — | — | — | — | 5 |
| 60 | — | 96 | 26 | 70 | — | — | — | — | — | 5 |
| — | 2 | 46 | 12 | 34 | — | — | — | — | — | 2 |
| — | 34 | 168 | 12 | 132 | — | — | — | — | — | 7 |
| 6 | 6 | 416 | 50 | 357 | — | — | — | — | — | 25 |
| 43 | 183 | 385 | 61 | 263 | 141 | — | 141 | — | — | 21 |
| 48 | 74 | 238 | 58 | 166 | — | — | — | — | — | 19 |
| — | 71 | 172 | 40 | 128 | — | — | — | — | — | 12 |
| 26 | 98 | 152 | 26 | 120 | — | — | — | — | — | 17 |
| — | 8 | 72 | 16 | 44 | — | — | — | — | — | 5 |
| 8 | — | 112 | 6 | 72 | 16 | — | 16 | — | — | 10 |
| 18 | 92 | 160 | 37 | 105 | — | — | — | — | — | 13 |
| 14 | 110 | 388 | 62 | 302 | — | — | — | — | — | 24 |
| 100 | — | 111 | 38 | 73 | — | — | — | — | — | 11 |
| 16 | 3 | 204 | 30 | 130 | — | — | — | — | — | 19 |
| 51 | 26 | 88 | — | 88 | — | — | — | — | — | 8 |
| 40 | 10 | 178 | 14 | 132 | — | — | — | — | — | 10 |
| 58 | 14 | 118 | 32 | 64 | — | — | — | — | — | 13 |
| 128 | 48 | 248 | 32 | 194 | — | — | — | — | — | 17 |
| 188 | 42 | 278 | 62 | 204 | — | — | — | — | 8 | 19 |
| — | 35 | 112 | 30 | 82 | — | — | — | — | — | 5 |
| 51 | 23 | 196 | 52 | 116 | 46 | — | 46 | — | — | 12 |
| — | 4 | 196 | 88 | 108 | — | — | — | — | — | 7 |
| 52 | — | 40 | — | 32 | 26 | — | 26 | — | — | 3 |
| 156 | — | 54 | 16 | 38 | — | — | — | — | — | 5 |
| 133 | 37 | 534 | 108 | 348 | — | — | — | — | — | 33 |
| 22 | 137 | 1,002 | 257 | 685 | — | — | — | — | — | 68 |
| — | 37 | 63 | 6 | 50 | — | — | — | — | — | 3 |
| 158 | 6 | 92 | 16 | 76 | — | — | — | — | — | 5 |
| 4 | — | 220 | 74 | 142 | 44 | — | 44 | — | — | 6 |
| 764 | — | 204 | — | 168 | — | — | — | — | — | 14 |
| — | — | 102 | 32 | 60 | — | — | — | — | — | 7 |
| — | 36 | 122 | 14 | 108 | — | — | — | — | — | 5 |

| Housing Authority | Temporary Houses Completed | Private Builders—Permanent Housing | | | | |
|------------------------|----------------------------|--|--------------------|-----------|------------------------------------|-----------|
| | | Total No. on Licences and Approvals issued | New Dwellings | | Rebuilding War Destroyed Dwellings | |
| | | | Under construction | Completed | Under construction | Completed |
| Name | (13) | (14) | (15) | (16) | (17) | (18) |
| Somerset—cont. | | | | | | |
| URBAN DISTRICTS | | | | | | |
| Burnham-on-Sea | — | 74 | 4 | 69 | — | 1 |
| Clevedon | 20 | 42 | 2 | 37 | — | 3 |
| Crewkerne | — | 8 | — | 8 | — | — |
| Frome | — | 47 | 10 | 36 | — | — |
| Ilminster | — | 14 | 3 | 10 | — | — |
| Keynsham | 20 | 53 | 8 | 44 | — | — |
| Minehead | — | 14 | 4 | 10 | — | — |
| Norton Radstock | — | 47 | 9 | 37 | — | — |
| Portishead | 20 | 18 | 4 | 7 | — | — |
| Shepton Mallet | — | 8 | 1 | 6 | — | — |
| Street | — | 18 | 5 | 13 | — | — |
| Watchet | 10 | 6 | 1 | 5 | — | — |
| Wellington | — | 7 | 2 | 5 | — | — |
| RURAL DISTRICTS | | | | | | |
| Axbridge | — | 84 | 7 | 71 | — | 6 |
| Bathavon | — | 127 | 25 | 100 | — | 1 |
| Bridgwater | — | 66 | 9 | 54 | — | — |
| Chard | 30 | 41 | 11 | 27 | — | — |
| Clutton | 40 | 61 | 14 | 37 | — | — |
| Dulverton | — | 9 | 1 | 8 | — | — |
| Frome | — | 44 | 6 | 36 | — | — |
| Langport | — | 22 | 2 | 14 | — | — |
| Long Ashton | — | 201 | 16 | 177 | — | 4 |
| Shepton Mallet | — | 34 | 6 | 27 | — | — |
| Taunton | — | 34 | 12 | 21 | — | 1 |
| Wellington | — | 28 | 2 | 26 | — | — |
| Wells | — | 59 | 7 | 45 | — | — |
| Williton | — | 41 | 9 | 32 | — | — |
| Wincanton | — | 42 | 9 | 30 | — | — |
| Yeovil | 40 | 72 | 8 | 64 | — | — |
| Wilts. | | | | | | |
| BOROUGHGS | | | | | | |
| Calne | — | 19 | — | 19 | — | — |
| Chippenham | — | 31 | 4 | 27 | — | — |
| Devizes | 20 | 57 | 6 | 50 | — | — |
| Malmesbury | — | 3 | — | 3 | — | — |
| Marlborough | 20 | 12 | 1 | 8 | — | — |
| Salisbury (New Sarum) | 100 | 87 | 27 | 58 | — | 2 |
| Swindon | 200 | 132 | 27 | 57 | — | 46 |
| Wilton | 10 | 8 | 2 | 6 | — | — |
| URBAN DISTRICTS | | | | | | |
| Bradford-on-Avon | 30 | 14 | — | 14 | — | — |
| Melksham | 10 | 23 | 9 | 14 | — | — |
| Trowbridge | 57 | 48 | 13 | 33 | — | — |
| Warminster | — | 14 | 5 | 9 | — | — |
| Westbury | — | 19 | 1 | 15 | — | 1 |

APPENDIX B

| Housing Authorities and Housing Associations—Permanent Housing | | | | | | | | | | |
|---|---|---------------------------------------|----------------------------|---------------|-----------------------------|----------------------------|---------------|------------------------------------|----------------|--------------------|
| Sites | | Houses and Flats | | | | | | | | Est. Pop. in 000's |
| Right of entry obtained development or house erection not yet begun (1) | Developed or under development house erection not yet begun (2) | New Dwellings except Aluminium Houses | | | Aluminium Houses | | | Rebuilding War Destroyed Dwellings | | |
| | | No. on tenders approved (3) | No. under construction (4) | Completed (5) | No. on tenders approved (6) | No. under construction (7) | Completed (8) | No. under construction (9) | Completed (10) | |
| 236 | — | 184 | 40 | 110 | — | — | — | — | — | 14 |
| 10 | 74 | 70 | 6 | 64 | — | — | — | — | — | 10 |
| 74 | 134 | 178 | 34 | 102 | — | — | — | — | — | 27 |
| 172 | 71 | 259 | 60 | 180 | — | — | — | — | — | 13 |
| 122 | 14 | 144 | 12 | 92 | — | — | — | — | 1 | 14 |
| 112 | 60 | 312 | 42 | 230 | — | — | — | — | — | 20 |
| 18 | 4 | 108 | 36 | 58 | — | — | — | — | — | 9 |
| 68 | — | 81 | 8 | 73 | — | — | — | — | — | 10 |
| 78 | — | 124 | 48 | 76 | — | — | — | — | — | 11 |
| 231 | — | 210 | 83 | 123 | — | — | — | — | — | 14 |
| 43 | — | 144 | 28 | 102 | — | — | — | — | — | 17 |
| 46 | — | 162 | 38 | 120 | — | — | — | — | — | 13 |
| — | — | 70 | — | 70 | — | — | — | — | — | 2 |
| 4 | — | 42 | — | 42 | — | — | — | — | — | 3 |
| — | 74 | 127 | 24 | 69 | — | — | — | — | — | 10 |
| 5 | — | 134 | 18 | 92 | — | — | — | — | — | 2 |
| 56 | — | 44 | — | 44 | — | — | — | — | — | 2 |
| 15 | 8 | 57 | 12 | 25 | — | — | — | — | — | 10 |
| 6 | 26 | 98 | 4 | 66 | — | — | — | — | — | 9 |
| 46 | 67 | 44 | 14 | 30 | — | — | — | — | — | 11 |
| — | — | 94 | — | 64 | — | — | — | — | — | 6 |
| — | 18 | 132 | 55 | 36 | — | — | — | — | — | 7 |
| — | — | 40 | — | 40 | — | — | — | — | — | 2 |
| 28 | — | 30 | — | 30 | — | — | — | — | — | 1 |
| 30 | — | — | — | — | — | — | — | — | — | 1 |
| 6 | — | 62 | — | 50 | — | — | — | — | — | 7 |
| 16 | — | 26 | — | 22 | — | — | — | — | — | 3 |
| 94 | 50 | 150 | 32 | 104 | — | — | — | — | — | 7 |
| — | 4 | 20 | — | 20 | — | — | — | — | — | 4 |
| 138 | 36 | 276 | 52 | 202 | — | — | — | — | — | 5 |
| 200 | 7 | 310 | 73 | 167 | — | — | — | — | — | 11 |
| — | 102 | 210 | 73 | 131 | — | — | — | — | — | 14 |
| — | 46 | 156 | 56 | 100 | — | — | — | — | — | 9 |
| — | 44 | 220 | — | 180 | — | — | — | — | — | 10 |
| 6 | — | 30 | — | 24 | — | — | — | — | — | 4 |

(a) See Note 9. Column (3) 35, Column (4) 35, Column (5) —.

(continued)

| Housing Authority | Temporary Houses Completed | Private Builders—Permanent Housing | | | | |
|-------------------------------|----------------------------|--|--------------------|-----------|------------------------------------|-----------|
| | | Total No. on Licences and Approvals issued | New Dwellings | | Rebuilding War Destroyed Dwellings | |
| | | | Under construction | Completed | Under construction | Completed |
| Name | (13) | (14) | (15) | (16) | (17) | (18) |
| Wilts.—cont. | | | | | | |
| RURAL DISTRICTS | | | | | | |
| Amesbury | — | 64 | 7 | 54 | — | — |
| Bradford and Melksham | 20 | 40 | 7 | 31 | — | — |
| Calne and Chippenham | — | 70 | 13 | 50 | — | 4 |
| Cricklade and Wootton Bassett | — | 32 | 7 | 24 | — | — |
| Devizes | — | 40 | 7 | 33 | — | — |
| Highworth | — | 46 | 2 | 44 | — | — |
| Malmesbury | — | 38 | 10 | 28 | — | — |
| Marlborough and Ramsbury | — | 43 | 3 | 40 | — | — |
| Mere and Tisbury | — | 46 | 4 | 33 | — | — |
| Pewsey | — | 49 | 6 | 30 | — | 2 |
| Salisbury and Wilton | — | 59 | 5 | 53 | — | — |
| Warminster and Westbury | — | 51 | 16 | 34 | — | — |
| WALES | | | | | | |
| Anglesey | | | | | | |
| BOROUGH | | | | | | |
| Beaumaris | 30 | 1 | — | 1 | — | — |
| URBAN DISTRICTS | | | | | | |
| Amlwch | — | 15 | 4 | 11 | — | — |
| Holyhead | 62 | 4 | — | 1 | 1 | 1 |
| Llangefni | 50 | 10 | 3 | 7 | — | — |
| Menai Bridge | — | 9 | 6 | 3 | — | — |
| RURAL DISTRICTS | | | | | | |
| Aethwy | — | 19 | 2 | 15 | — | 1 |
| Twrcelyn | — | 11 | 2 | 9 | — | — |
| Valley | — | 20 | 4 | 16 | — | — |
| Brecknock | | | | | | |
| BOROUGH | | | | | | |
| Brecknock | — | 32 | 13 | 19 | — | — |
| URBAN DISTRICTS | | | | | | |
| Brynmawr (a) | 50 | 2 | 1 | 1 | — | — |
| Builth Wells | — | 2 | 2 | — | — | — |
| Hay | — | — | — | — | — | — |
| Llanwrtyd Wells | — | 6 | — | — | — | — |
| RURAL DISTRICTS | | | | | | |
| Brecknock | — | 11 | 2 | 6 | — | — |
| Builth | — | — | — | — | — | — |
| Crickhowell | — | 26 | 6 | 18 | — | — |
| Hay | — | 14 | 4 | 10 | — | — |
| Vaynor and Penderyn | 34 | 8 | 3 | 4 | — | — |
| Ystradgynlais | 75 | 34 | 3 | 30 | — | — |
| Caernarvon | | | | | | |
| BOROUGHS | | | | | | |
| Bangor | 60 | 22 | 10 | 12 | — | — |
| Caernarvon | — | 6 | 3 | 1 | — | — |
| Conway | 24 | 32 | 4 | 25 | — | — |
| Pwllheli | 40 | 4 | 1 | 2 | — | — |

| Housing Authorities and Housing Associations—Permanent Housing | | | | | | | | | | |
|---|---|---------------------------------------|----------------------------|---------------|-----------------------------|----------------------------|---------------|------------------------------------|----------------|--------------------|
| Sites | | Houses and Flats | | | | | | | | Est. Pop. in 000's |
| Right of entry obtained development or house erection not yet begun (1) | Developed or under development house erection not yet begun (2) | New Dwellings except Aluminium Houses | | | Aluminium Houses | | | Rebuilding War Destroyed Dwellings | | |
| | | No. on tenders approved (3) | No. under construction (4) | Completed (5) | No. on tenders approved (6) | No. under construction (7) | Completed (8) | No. under construction (9) | Completed (10) | |
| — | — | 104 | 20 | 84 | — | — | — | — | — | 4 |
| — | 34 | 12 | 12 | — | — | — | — | — | — | 1 |
| 7 | — | 42 | 6 | 36 | — | — | — | — | — | 2 |
| 167 | — | 246 | 50 | 142 | — | — | — | — | — | 16 |
| 36 | — | 50 | 25 | 25 | — | — | — | — | — | 3 |
| — | 22 | 106 | 56 | 50 | — | — | — | — | — | 4 |
| — | 60 | 58 | 26 | 32 | — | — | — | — | — | 4 |
| 81 | 116 | 272 | 65 | 135 | — | — | — | — | — | 24 |
| — | 3 | 157 | 32 | 101 | — | — | — | — | — | 17 |
| 38 | 26 | 54 | 26 | 26 | — | — | — | — | — | 6 |
| 4 | 58 | 116 | 32 | 84 | — | — | — | — | — | 5 |
| — | 40 | 174 | 120 | 50 | — | — | — | — | — | 10 |
| — | — | 62 | 2 | 60 | — | — | — | — | — | 4 |
| — | — | 22 | — | 22 | — | — | — | — | — | 2 |
| — | — | 19 | 12 | 7 | — | — | — | — | — | 1 |
| — | — | 28 | 11 | 17 | — | — | — | — | — | 1 |
| — | — | 20 | — | 20 | — | — | — | — | — | 9 |
| 60 | 32 | 70 | 18 | 52 | — | — | — | — | — | 10 |
| — | — | 48 | 8 | 14 | — | — | — | — | — | 10 |
| 20 | — | 28 | 8 | 20 | — | — | — | — | — | 5 |
| — | 68 | 130 | 4 | 126 | — | — | — | — | — | 13 |
| — | — | 66 | — | 46 | — | — | — | — | — | 3 |
| — | — | 40 | — | 32 | — | — | — | — | — | 2 |
| — | 342 | 556 | 190 | 338 | — | — | — | — | — | 35 |
| 24 | 78 | 188 | 12 | 120 | — | — | — | — | — | 6 |
| — | — | 114 | 18 | 96 | — | — | — | — | — | 6 |
| 30 | — | 54 | — | 54 | — | — | — | — | — | 5 |
| — | 24 | 42 | 3 | 39 | — | — | — | — | — | 2 |
| — | — | — | — | — | — | — | — | — | — | 1 |
| 70 | 24 | 384 | 105 | 121 | — | — | — | — | — | 28 |
| 22 | 97 | 330 | 50 | 160 | — | — | — | — | — | 26 |
| 68 | 140 | 660 | 98 | 502 | — | — | — | — | — | 36 |
| — | — | 82 | 27 | 51 | — | — | — | — | — | 9 |
| 114 | — | 205 | 48 | 117 | — | — | — | — | — | 23 |
| 51 | — | 80 | — | 80 | — | — | — | — | — | 8 |
| — | — | 88 | — | 88 | — | — | — | — | — | 4 |
| 310 | 93 | 940 | 127 | 700 | — | — | — | — | — | 29 |

| Housing Authority | Temporary Houses Completed | Private Builders—Permanent Housing | | | | |
|-------------------------|----------------------------|--|--------------------|-----------|------------------------------------|-----------|
| | | Total No. on Licences and Approvals issued | New Dwellings | | Rebuilding War Destroyed Dwellings | |
| | | | Under construction | Completed | Under construction | Completed |
| Name | (13) | (14) | (15) | (16) | (17) | (18) |
| Caernarvon—cont. | | | | | | |
| URBAN DISTRICTS | | | | | | |
| Bethesda | — | 6 | — | 5 | — | — |
| Bettws-y-Coed | — | 1 | — | 1 | — | — |
| Criccieth | — | 11 | — | 11 | — | — |
| Llandudno | 50 | 51 | 10 | 41 | — | — |
| Llanfairfechan | — | 8 | — | 8 | — | — |
| Penmaenmawr | — | 47 | 5 | 38 | — | — |
| Portmadoc | — | 5 | 1 | 4 | — | — |
| RURAL DISTRICTS | | | | | | |
| Gwyrfai | — | 20 | 4 | 14 | — | — |
| Lleyn | — | 54 | 4 | 47 | — | — |
| Nant Conway | — | 18 | 2 | 15 | — | — |
| Ogwen | — | 3 | 2 | 1 | — | — |
| Cardigan | | | | | | |
| BOROUGHS | | | | | | |
| Aberystwyth | — | 6 | 4 | 1 | — | — |
| Cardigan | 20 | 7 | 2 | 5 | — | — |
| Lampeter | — | 5 | 3 | 2 | — | — |
| URBAN DISTRICTS | | | | | | |
| Aberayron | — | 6 | 4 | 2 | — | — |
| New Quay | — | 4 | 2 | 2 | — | — |
| RURAL DISTRICTS | | | | | | |
| Aberayron | — | 8 | 6 | 2 | — | — |
| Aberystwyth | — | 13 | 7 | 6 | — | — |
| Teifside | 10 | 17 | 10 | 7 | — | — |
| Tregaron | — | 6 | 3 | 2 | — | — |
| Carmarthen | | | | | | |
| BOROUGHS | | | | | | |
| Carmarthen | — | 20 | 9 | 11 | — | — |
| Kidwelly | — | 10 | 3 | 2 | — | — |
| Llandovery | — | 6 | 2 | 4 | — | — |
| Llanelly | 150 | 1 | — | 1 | — | — |
| URBAN DISTRICTS | | | | | | |
| Ammanford | — | 9 | 4 | 5 | — | — |
| Burry Port | — | 11 | 1 | 3 | — | — |
| Cwmamman | — | 1 | — | 1 | — | — |
| Llandilo | — | 1 | 1 | — | — | — |
| Newcastle Emlyn | — | 2 | — | 2 | — | — |
| RURAL DISTRICTS | | | | | | |
| Carmarthen | — | 36 | 17 | 18 | — | — |
| Llandilo | — | 26 | 17 | 4 | — | — |
| Llanelly | 100 | 42 | 10 | 27 | — | — |
| Newcastle Emlyn | — | 13 | 7 | 4 | — | — |
| Denbigh | | | | | | |
| BOROUGHS | | | | | | |
| Colwyn Bay | — | 49 | 7 | 42 | — | — |
| Denbigh | — | 34 | 11 | 23 | — | — |
| Ruthin | 50 | 4 | 1 | 3 | — | — |
| Wrexham | 200 | 107 | 16 | 89 | — | — |

| Housing Authorities and Housing Associations—Permanent Housing | | | | | | | | | | |
|---|---|---------------------------------------|----------------------------|---------------|-----------------------------|----------------------------|---------------|------------------------------------|----------------|--------------------|
| Sites | | Houses and Flats | | | | | | | | Est. Pop. in 000's |
| Right of entry obtained development or house erection not yet begun (1) | Developed or under development house erection not yet begun (2) | New Dwellings except Aluminium Houses | | | Aluminium Houses | | | Rebuilding War Destroyed Dwellings | | |
| | | No. on tenders approved (3) | No. under construction (4) | Completed (5) | No. on tenders approved (6) | No. under construction (7) | Completed (8) | No. under construction (9) | Completed (10) | |
| 30 | — | 128 | 2 | 126 | — | — | — | — | — | 7 |
| — | — | 112 | 42 | 56 | — | — | — | — | — | 3 |
| — | — | 52 | — | 52 | — | — | — | — | — | 2 |
| 38 | 12 | 182 | 26 | 138 | — | — | — | — | — | 7 |
| — | 2 | 262 | 12 | 238 | 50 | — | 50 | — | — | 7 |
| 10 | — | 26 | 4 | 12 | — | — | — | — | — | 5 |
| 36 | 32 | 158 | 28 | 100 | — | — | — | — | — | 9 |
| 258 | 167 | 1,273 | 163 | 907 | — | — | — | — | 1 | 62 |
| 170 | 382 | 188 | 47 | 120 | — | — | — | — | — | 14 |
| — | — | 85 | — | 85 | — | — | — | — | — | 8 |
| 173 | — | 194 | — | 154 | — | — | — | — | — | 7 |
| 8 | 70 | 146 | 42 | 104 | — | — | — | — | — | 8 |
| 112 | 6 | 106 | 32 | 74 | — | — | — | — | — | 6 |
| — | — | 206 | 28 | 164 | — | — | — | — | — | 9 |
| 515 | 13 | 296 | 44 | 244 | — | — | — | — | — | 18 |
| 553 | 2 | 694 | 122 | 484 | — | — | — | — | — | 32 |
| 188 | — | 230 | 122 | 90 | — | — | — | — | — | 22 |
| 20 | — | 36 | 10 | 20 | — | — | — | — | — | 6 |
| — | 6 | 194 | 38 | 136 | — | — | — | — | — | 8 |
| — | 660 | 4,428 | 926 | 2,713 | 40 | — | 40 | — | 32 | 242 |
| 14 | 42 | 930 | 157 | 703 | — | — | — | — | — | 60 |
| 292 | 616 | 2,002 | 500 | 1,458 | 130 | — | 130 | — | 168 | 159 |
| 810 | — | 456 | 64 | 290 | — | — | — | — | — | 42 |
| — | — | 36 | 22 | 12 | — | — | — | — | — | 1 |
| — | 34 | 410 | 30 | 230 | 26 | — | 26 | — | — | 32 |
| 1,446 | — | 751 | 129 | 322 | 250 | — | 250 | — | 4 | 43 |
| 126 | — | 408 | 118 | 228 | 44 | — | 44 | — | — | 41 |
| 128 | 20 | 376 | 24 | 262 | — | — | — | — | — | 13 |
| 191 | 242 | 614 | 178 | 428 | 241 | — | 241 | — | — | 34 |
| — | 10 | 446 | 20 | 266 | 62 | — | 62 | — | — | 36 |
| 80 | 372 | 112 | 76 | 36 | 150 | — | 150 | — | — | 9 |
| 222 | — | 374 | 42 | 182 | — | — | — | — | — | 26 |
| — | 230 | 270 | 17 | 245 | — | — | — | — | — | 23 |
| — | 4 | 218 | 18 | 106 | 88 | — | 88 | — | — | 32 |
| 153 | 89 | 58 | — | 58 | 233 | — | 233 | — | — | 23 |
| — | 14 | 309 | 74 | 231 | — | — | — | — | — | 18 |
| — | 88 | 259 | 8 | 230 | 97 | — | 97 | — | — | 39 |
| 154 | 10 | 212 | 4 | 162 | — | — | — | — | — | 9 |
| 192 | — | 396 | 68 | 274 | — | — | — | — | — | 112 |

(a) See Note 9. Column (3) 44 Column (4) —, Column (5) —.

(b) " " (3) 20 " " —, " " —.

| Housing Authority | Private Builders—Permanent Housing | | | | | |
|------------------------|------------------------------------|--|--------------------|-----------|------------------------------------|-----------|
| | Temporary Houses Completed | Total No. on Licences and Approvals issued | New Dwellings | | Rebuilding War Destroyed Dwellings | |
| | | | Under construction | Completed | Under construction | Completed |
| Name | (13) | (14) | (15) | (16) | (17) | (18) |
| Denbigh—cont. | | | | | | |
| URBAN DISTRICTS | | | | | | |
| Abergele | — | 60 | 2 | 58 | — | — |
| Llangollen | — | 6 | 1 | 5 | — | — |
| Llanrwst | — | 1 | 1 | — | — | — |
| RURAL DISTRICTS | | | | | | |
| Aled | — | 28 | 11 | 16 | — | — |
| Ceiriog | — | 13 | 4 | 7 | — | — |
| Hiraethog | — | 5 | — | 5 | — | — |
| Ruthin | — | 23 | 8 | 14 | — | — |
| Wrexham | 257 | 84 | 17 | 56 | — | 2 |
| Flint | | | | | | |
| BOROUGH | | | | | | |
| Flint | 70 | 43 | 11 | 28 | — | 2 |
| URBAN DISTRICTS | | | | | | |
| Buckley | — | 36 | 14 | 22 | — | — |
| Connahs Quay | 50 | 48 | 8 | 40 | — | — |
| Holywell | — | 25 | 2 | 21 | — | — |
| Mold | — | 24 | 1 | 23 | — | — |
| Prestatyn | — | 86 | 2 | 83 | — | — |
| Rhyl | 50 | 118 | 11 | 101 | — | 4 |
| RURAL DISTRICTS | | | | | | |
| Hawarden | — | 138 | 29 | 98 | — | — |
| Holywell | — | 49 | 7 | 42 | — | — |
| Overton | — | 8 | 2 | 4 | — | — |
| St. Asaph | — | 65 | 5 | 60 | — | — |
| Glamorgan | | | | | | |
| COUNTY BOROUGHS | | | | | | |
| Cardiff (a) | 460 | 1,149 | 266 | 564 | 39 | 279 |
| Merthyr Tydfil | 300 | 14 | — | 14 | — | — |
| Swansea (b) | 991 | 364 | 86 | 118 | 5 | 146 |
| BOROUGHS | | | | | | |
| Barry | 100 | 92 | 23 | 68 | — | — |
| Cowbridge | — | 2 | 1 | 1 | — | — |
| Neath | 100 | 34 | 4 | 1 | — | 26 |
| Port Talbot | 115 | 26 | 12 | 13 | — | — |
| URBAN DISTRICTS | | | | | | |
| Aberdare | 94 | 16 | 3 | 13 | — | — |
| Bridgend | 124 | 104 | 21 | 82 | — | — |
| Caerphilly | 89 | 22 | 9 | 12 | — | — |
| Gellygaer | 100 | 20 | 6 | 12 | — | — |
| Glyncorrwg | 25 | — | — | — | — | — |
| Llwchwr | — | 4 | — | 4 | — | — |
| Maesteg | 50 | 2 | 1 | 1 | — | — |
| Mountain Ash | 100 | 6 | 2 | 4 | — | — |
| Ogmore and Garw | 100 | 1 | 1 | — | — | — |
| Penarth | 50 | 79 | 32 | 31 | 4 | 10 |
| Pontypridd | 79 | 45 | 8 | 30 | — | — |
| Porthcawl | — | 63 | 11 | 50 | — | — |
| Rhondda | 250 | 22 | 1 | 1 | — | 19 |

APPENDIX B

| Housing Authorities and Housing Associations—Permanent Housing | | | | | | | | | | |
|--|--|---------------------------------------|-------------------------------|------------------|--------------------------------|-------------------------------|------------------|------------------------------------|-------------------|----------------------------|
| Sites | | Houses and Flats | | | | | | | | Est. Pop. in 000's (11) |
| Right of entry obtained development or house erection not yet begun (1) | Developed or under development house erection not yet begun (2) | New Dwellings except Aluminium Houses | | | Aluminium Houses | | | Rebuilding War Destroyed Dwellings | | |
| | | No. on tenders approved (3) | No. under construction (4) | Completed (5) | No. on tenders approved (6) | No. under construction (7) | Completed (8) | No. under construction (9) | Completed (10) | |
| — | 48 | 406 | 56 | 320 | — | — | — | — | — | 36 |
| 90 | 50 | 282 | 52 | 212 | — | — | — | — | — | 14 |
| 18 | 130 | 176 | 44 | 100 | — | — | — | — | — | 11 |
| 158 | 16 | 584 | 120 | 326 | 152 | — | 152 | — | — | 25 |
| — | 262 | 632 | 190 | 322 | 20 | — | 20 | — | — | 41 |
| 761 | 430 | 454 | 109 | 297 | 167 | — | 167 | — | — | 34 |
| 158 | 214 | 371 | 91 | 194 | — | — | — | — | — | 32 |
| — | — | 66 | 4 | 62 | — | — | — | — | — | 1 |
| 19 | 2 | 67 | 27 | 40 | — | — | — | — | — | 2 |
| 39 | — | 53 | 26 | 19 | — | — | — | — | — | 3 |
| — | 4 | 10 | — | 10 | — | — | — | — | — | 7 |
| — | 58 | 52 | 6 | 18 | — | — | — | — | — | 4 |
| 141 | 2 | 94 | 12 | 82 | — | — | — | — | — | 7 |
| — | 2 | 82 | 18 | 58 | — | — | — | — | — | 8 |
| 52 | — | 56 | 12 | 44 | — | — | — | — | — | 4 |
| 8 | — | 8 | — | — | — | — | — | — | — | 3 |
| 414 | 246 | 1,279 | 196 | 910 | — | — | — | — | — | 105 |
| — | 6 | 210 | 66 | 100 | — | — | — | — | — | 9 |
| — | — | 124 | 56 | 68 | — | — | — | — | — | 5 |
| 106 | 14 | 268 | 22 | 146 | 100 | — | 100 | — | — | 18 |
| 154 | 133 | 342 | 56 | 110 | — | — | — | — | — | 28 |
| — | 72 | 176 | 110 | 66 | 73 | — | 73 | — | — | 9 |
| — | 72 | 232 | 24 | 208 | — | — | — | — | — | 29 |
| — | — | 94 | 30 | 58 | — | — | — | — | — | 10 |
| — | — | 88 | 30 | 10 | — | — | — | — | — | 5 |
| — | 4 | 154 | 25 | 49 | — | — | — | — | — | 5 |
| 160 | 148 | 264 | 34 | 204 | — | — | — | — | — | 13 |
| 80 | 82 | 468 | 64 | 276 | — | — | — | — | — | 29 |
| 196 | 40 | 334 | 130 | 150 | 100 | — | 100 | — | — | 14 |
| — | — | 80 | — | 80 | 50 | — | 50 | — | — | 11 |
| — | 321 | 658 | 74 | 512 | 100 | — | 100 | — | — | 42 |
| — | — | 132 | 50 | 82 | — | — | — | — | — | 9 |
| — | 6 | 206 | 26 | 128 | — | — | — | — | — | 15 |
| 400 | 6 | 349 | 74 | 247 | — | — | — | — | — | 20 |
| — | 44 | 30 | 18 | 12 | — | — | — | — | — | 2 |
| 32 | 2 | 126 | 16 | 64 | — | — | — | — | — | 9 |
| 46 | 14 | 136 | 44 | 70 | — | — | — | — | — | 10 |
| 6 | 20 | 382 | 36 | 230 | — | — | — | — | 22 | 13 |
| — | — | 50 | 16 | 34 | — | — | — | — | — | 6 |
| 64 | 54 | 108 | 16 | 70 | — | — | — | — | — | 6 |

(a) See Note 9. Column (3) 6, Column (4) — Column (5) 6.

(continued)

| Housing Authority Name (12) | Temporary Houses Completed (13) | Private Builders—Permanent Housing | | | | | |
|---------------------------------------|------------------------------------|--|----------------------------|-------------------|------------------------------------|-------------------|--|
| | | Total No. on Licences and Approvals issued (14) | New Dwellings | | Rebuilding War Destroyed Dwellings | | |
| | | | Under construction (15) | Completed (16) | Under construction (17) | Completed (18) | |
| Glamorgan—cont. | | | | | | | |
| RURAL DISTRICTS | | | | | | | |
| Cardiff | — | 162 | 24 | 113 | — | 19 | |
| Cowbridge | — | 29 | 7 | 17 | — | — | |
| Gower | — | 52 | 7 | 45 | — | — | |
| Llantrisant and Llantwit Fardre | 100 | 37 | 4 | 30 | — | — | |
| Neath | 100 | 20 | 2 | 9 | — | 4 | |
| Penybont | 104 | 77 | 25 | 47 | — | — | |
| Pontardawe | 70 | 18 | 3 | 12 | — | 1 | |
| Merioneth | | | | | | | |
| URBAN DISTRICTS | | | | | | | |
| Bala | — | — | — | — | — | — | |
| Barmouth | — | 3 | 1 | 2 | — | — | |
| Dolgelley | — | — | — | — | — | — | |
| Ffestiniog | — | — | — | — | — | — | |
| Towyn | — | 2 | 2 | — | — | — | |
| RURAL DISTRICTS | | | | | | | |
| Deudraeth | — | 10 | 3 | 6 | — | — | |
| Dolgelley | — | 13 | 9 | 4 | — | — | |
| Edeyrnion | — | 2 | — | 2 | — | — | |
| Penllyn | — | 1 | — | 1 | — | — | |
| Monmouth | | | | | | | |
| COUNTY BOROUGH | | | | | | | |
| Newport | 750 | 88 | 12 | 27 | 4 | 34 | |
| BOROUGHES | | | | | | | |
| Abergavenny | 50 | 19 | 4 | 15 | — | — | |
| Monmouth | 50 | 17 | 9 | 8 | — | — | |
| URBAN DISTRICTS | | | | | | | |
| Abercarn | 50 | 11 | 3 | 6 | — | — | |
| Abertillery | 100 | 7 | 3 | 4 | — | — | |
| Bedwas and Machen | 50 | 15 | 7 | 6 | — | — | |
| Bedwelty | 100 | 2 | 1 | 1 | — | — | |
| Blaenavon | 50 | 11 | 5 | 6 | — | — | |
| Caerleon | 50 | 11 | 2 | 9 | — | — | |
| Chepstow (a) | — | 10 | 3 | 7 | — | — | |
| Cwmbran | 100 | 61 | 9 | 52 | — | — | |
| Ebbw Vale | — | 14 | 9 | 5 | — | — | |
| Mynyddislwyn | 100 | 14 | 3 | 7 | — | — | |
| Nantyglo and Blaina | 50 | 1 | — | 1 | — | — | |
| Pontypool | 200 | 10 | — | 8 | — | — | |
| Rhymney | 50 | 1 | — | 1 | — | — | |
| Risca | 46 | 2 | — | 2 | — | — | |
| Tredegar | 88 | — | — | — | — | — | |
| Usk | — | 15 | — | 15 | — | — | |
| RURAL DISTRICTS | | | | | | | |
| Abergavenny | — | 21 | 8 | 12 | — | — | |
| Chepstow | — | 19 | 6 | 10 | — | — | |
| Magor and St. Mellons | 50 | 61 | 9 | 47 | — | 2 | |
| Monmouth | — | 11 | 3 | 7 | — | — | |
| Pontypool | — | 25 | 6 | 15 | — | — | |

| Housing Authorities and Housing Associations—Permanent Housing | | | | | | | | | | |
|---|---|---------------------------------------|----------------------------|---------------|-----------------------------|----------------------------|---------------|------------------------------------|----------------|--------------------|
| Sites | | Houses and Flats | | | | | | | | Est. Pop. in 000's |
| Right of entry obtained development or house erection not yet begun (1) | Developed or under development house erection not yet begun (2) | New Dwellings except Aluminium Houses | | | Aluminium Houses | | | Rebuilding War Destroyed Dwellings | | |
| | | No. on tenders approved (3) | No. under construction (4) | Completed (5) | No. on tenders approved (6) | No. under construction (7) | Completed (8) | No. under construction (9) | Completed (10) | |
| | | | | | | | | | | |
| 54 | — | 12 | 10 | — | — | — | — | — | — | 1 |
| 12 | 34 | 40 | 28 | 12 | — | — | — | — | — | 2 |
| 28 | 2 | 18 | 5 | 13 | — | — | — | — | — | 1 |
| — | 50 | 158 | 29 | 129 | — | — | — | — | — | 6 |
| — | 18 | 44 | 22 | 10 | — | — | — | — | — | 2 |
| — | — | 84 | — | 84 | — | — | — | — | — | 5 |
| 16 | 14 | 74 | 36 | 18 | — | — | — | — | — | 5 |
| 128 | 26 | 82 | 34 | 34 | — | — | — | — | — | 10 |
| — | — | 20 | 2 | 16 | — | — | — | — | — | 3 |
| 66 | 4 | 42 | — | 34 | — | — | — | — | — | 9 |
| — | 2 | 132 | 56 | 62 | — | — | — | — | 3 | 7 |
| 36 | — | 250 | 34 | 166 | — | — | — | — | 15 | 11 |
| — | 22 | 70 | 24 | 46 | — | — | — | — | — | 4 |
| — | — | 116 | 32 | 70 | — | — | — | — | — | 5 |
| — | 10 | 415 | 71 | 312 | — | — | — | — | — | 10 |
| 26 | — | 20 | 6 | 14 | — | — | — | — | — | 1 |
| — | — | 50 | 4 | 46 | — | — | — | — | — | 2 |
| 28 | 4 | 40 | 16 | 22 | — | — | — | — | — | 9 |
| 132 | 12 | 370 | 34 | 294 | — | — | — | — | — | 21 |
| — | — | 115 | 32 | 68 | — | — | — | — | — | 10 |
| 4 | 30 | 134 | 65 | 59 | — | — | — | — | — | 5 |
| 38 | — | 28 | 20 | 8 | — | — | — | — | — | 2 |
| — | — | 30 | — | 30 | — | — | — | — | — | 3 |
| 30 | — | 30 | 12 | 16 | — | — | — | — | — | 1 |
| — | — | 2 | — | 2 | — | — | — | — | — | 2 |
| — | — | 28 | 16 | 12 | — | — | — | — | — | 3 |
| — | — | 6 | — | 6 | — | — | — | — | — | 2 |
| — | — | 8 | — | 8 | — | — | — | — | — | 2 |
| — | — | 48 | 14 | 20 | — | — | — | — | — | 5 |
| — | 52 | 578 | 134 | 288 | 42 | — | 42 | — | — | 32 |
| 252 | 12 | 116 | 18 | 76 | — | — | — | — | — | 6 |
| 54 | — | 26 | — | 26 | — | — | — | — | — | 2 |
| — | 21 | 16 | — | 16 | — | — | — | — | — | 2 |
| — | 30 | 51 | 12 | 27 | — | — | — | — | — | 4 |
| — | — | 80 | 28 | 50 | — | — | — | — | — | 5 |

| Housing Authority | Private Builders—Permanent Housing | | | | | | |
|----------------------------|------------------------------------|----------------------------|--|--------------------|------------------------------------|--------------------|-----------|
| | Name | Temporary Houses Completed | New Dwellings | | Rebuilding War Destroyed Dwellings | | |
| | | | Total No. on Licences and Approvals issued | Under construction | Completed | Under construction | Completed |
| | | | | | | | |
| (12) | (13) | (14) | (15) | (16) | (17) | (18) | |
| Montgomery | | | | | | | |
| BOROUGHS | | | | | | | |
| Llanfyllin | — | 2 | 1 | 1 | — | — | |
| Llanidloes | 20 | 4 | 2 | 2 | — | — | |
| Montgomery | — | — | — | — | — | — | |
| Welshpool | 50 | 26 | 15 | 11 | — | — | |
| URBAN DISTRICTS | | | | | | | |
| Machynlleth | — | 2 | 1 | 1 | — | — | |
| Newtown and Llanllwchaiarn | — | 10 | 4 | 4 | — | — | |
| RURAL DISTRICTS | | | | | | | |
| Fordeu | — | 11 | 3 | 8 | — | — | |
| Llanfyllin | — | 18 | 4 | 11 | — | — | |
| Machynlleth | — | 3 | 1 | 2 | — | — | |
| Newtown and Llanidloes | — | 8 | 4 | 4 | — | — | |
| Pembroke | | | | | | | |
| BOROUGHS | | | | | | | |
| Haverfordwest | 50 | 28 | 5 | 20 | — | — | |
| Pembroke | 100 | 14 | 1 | 2 | 6 | 5 | |
| Tenby | 50 | 12 | 3 | 7 | — | 2 | |
| URBAN DISTRICTS | | | | | | | |
| Fishguard and Goodwick | — | 10 | 5 | 4 | — | — | |
| Milford Haven | 102 | 26 | 11 | 15 | — | — | |
| Narberth | — | 9 | — | 9 | — | — | |
| Neyland | — | 7 | — | 7 | — | — | |
| RURAL DISTRICTS | | | | | | | |
| Cemaes | — | 22 | 6 | 15 | — | — | |
| Haverfordwest | — | 86 | 13 | 71 | — | — | |
| Narberth | — | 23 | 7 | 16 | — | — | |
| Pembroke | — | 17 | 6 | 10 | — | — | |
| Radnor | | | | | | | |
| URBAN DISTRICTS | | | | | | | |
| Knighton | — | 7 | 4 | 3 | — | — | |
| Llandrindod Wells | — | 8 | — | 1 | — | — | |
| Presteigne | — | 1 | — | 1 | — | — | |
| RURAL DISTRICTS | | | | | | | |
| Colwyn | — | — | — | — | — | — | |
| Knighton | — | 2 | — | 1 | — | — | |
| New Radnor | — | 2 | — | 1 | — | — | |
| Paincastle | — | 5 | — | 4 | — | — | |
| Rhayader | — | 22 | 5 | 17 | — | — | |
| MIDLANDS | | | | | | | |
| Hereford | | | | | | | |
| BOROUGHS | | | | | | | |
| Hereford | 100 | 89 | 10 | 66 | — | — | |
| Leominster | 20 | 19 | 3 | 16 | — | — | |
| URBAN DISTRICTS | | | | | | | |
| Bromyard | — | 4 | — | 4 | — | — | |
| Kington | — | 10 | 1 | 8 | — | — | |
| Ledbury | — | 12 | 4 | 8 | — | — | |
| Ross-on-Wye | — | 24 | 7 | 14 | — | — | |

| Housing Authorities and Housing Associations—Permanent Housing | | | | | | | | | | |
|---|---|---------------------------------------|----------------------------|---------------|-----------------------------|----------------------------|---------------|------------------------------------|----------------|--------------------|
| Sites | | Houses and Flats | | | | | | | | Est. Pop. in 000's |
| Right of entry obtained development or house erection not yet begun (1) | Developed or under development house erection not yet begun (2) | New Dwellings except Aluminium Houses | | | Aluminium Houses | | | Rebuilding War Destroyed Dwellings | | |
| | | No. on tenders approved (3) | No. under construction (4) | Completed (5) | No. on tenders approved (6) | No. under construction (7) | Completed (8) | No. under construction (9) | Completed (10) | |
| — | 18 | 54 | 42 | 10 | — | — | — | — | — | 7 |
| — | — | 38 | 2 | 30 | — | — | — | — | — | 8 |
| — | 32 | 60 | 40 | 20 | — | — | — | — | — | 15 |
| — | 12 | 38 | 2 | — | — | — | — | — | — | 5 |
| — | — | 32 | 20 | 12 | — | — | — | — | — | 9 |
| — | — | 100 | 32 | 66 | — | — | — | — | — | 11 |
| 10 | 4 | 108 | 20 | 88 | — | — | — | — | — | 12 |
| 18 | 34 | 26 | — | 18 | — | — | — | — | — | 6 |
| — | — | 20 | — | 20 | — | — | — | — | — | 1 |
| 182 | 66 | 142 | 45 | 95 | — | — | — | — | — | 6 |
| — | 56 | 112 | — | 112 | — | — | — | — | — | 6 |
| — | 86 | 176 | 16 | 102 | — | — | — | — | — | 11 |
| 246 | 206 | 601 | 192 | 313 | — | — | — | — | — | 45 |
| — | 96 | 176 | 36 | 134 | — | — | — | — | — | 15 |
| — | — | 40 | 12 | 28 | — | — | — | — | — | 2 |
| — | — | 108 | 16 | 74 | — | — | — | — | — | 8 |
| 71 | — | 95 | 24 | 63 | — | — | — | — | — | 2 |
| — | — | 122 | 26 | 96 | — | — | — | — | — | 5 |
| — | — | 78 | 2 | 76 | — | — | — | — | — | 4 |
| — | — | 170 | 62 | 102 | 34 | — | 34 | — | — | 11 |
| — | 74 | 292 | 68 | 224 | — | — | — | — | — | 12 |
| — | 36 | 66 | 16 | 50 | — | — | — | — | — | 2 |
| 162 | — | 80 | 28 | 52 | — | — | — | — | — | 7 |
| 168 | 190 | 200 | 36 | 160 | — | — | — | — | — | 20 |
| 14 | — | 110 | 18 | 92 | — | — | — | — | — | 13 |
| 6 | 20 | 72 | 8 | 56 | — | — | — | — | — | 10 |
| 8 | 61 | 116 | 34 | 76 | — | — | — | — | — | 9 |
| 10 | 4 | 54 | 22 | 18 | — | — | — | — | — | 7 |
| 50 | 96 | 78 | 16 | 42 | — | — | — | — | — | 14 |
| — | 12 | 132 | 30 | 102 | 42 | — | 42 | — | — | 18 |
| 134 | 56 | 204 | 44 | 140 | — | — | — | — | — | 10 |
| 46 | 288 | 262 | 66 | 164 | — | — | — | — | — | 22 |
| — | 14 | 102 | 26 | 68 | — | — | — | — | — | 11 |
| — | 557 | 825 | 265 | 454 | — | — | — | — | — | 49 |
| — | 48 | 348 | 86 | 262 | — | — | — | — | 5 | 77 |
| 305 | 901 | 2,593 | 274 | 2,195 | 171 | — | 171 | — | — | 274 |
| — | 608 | 2,213 | 548 | 1,426 | 50 | — | 50 | — | — | 113 |
| 300 | 2,082 | 1,822 | 273 | 1,501 | — | — | — | — | 17 | 86 |
| 474 | 1,102 | 3,323 | 676 | 2,187 | — | — | — | — | 5 | 160 |
| 922 | 454 | 764 | 248 | 516 | — | — | — | — | — | 33 |
| — | 70 | 393 | 39 | 276 | — | — | — | — | — | 10 |
| 1,219 | 1,683 | 1,339 | 310 | 944 | — | — | — | — | — | 70 |

(a) See Note 9. Column (3) 10, Column (4) —, Column (5) —.

| Housing Authority | Temporary Houses Completed | Private Builders—Permanent Housing | | | | |
|---------------------------|----------------------------|--|--------------------|-----------|------------------------------------|-----------|
| | | Total No. on Licences and Approvals issued | New Dwellings | | Rebuilding War Destroyed Dwellings | |
| | | | Under construction | Completed | Under construction | Completed |
| Name | (13) | (14) | (15) | (16) | (17) | (18) |
| Hereford—cont. | | | | | | |
| RURAL DISTRICTS | | | | | | |
| Bromyard | — | 25 | 6 | 14 | — | — |
| Dore and Bredwardine | — | 13 | 4 | 9 | — | — |
| Hereford | — | 51 | 2 | 49 | — | — |
| Kington | — | 4 | — | 4 | — | — |
| Ledbury | — | 38 | 4 | 32 | — | — |
| Leominster and Wigmore | — | 26 | — | 24 | — | — |
| Ross and Whitchurch | — | 64 | 18 | 39 | — | — |
| Weobley | — | 13 | 2 | 10 | — | — |
| Salop (Shropshire) | | | | | | |
| BOROUGHS | | | | | | |
| Bishop's Castle | — | 1 | — | — | — | — |
| Bridgnorth | 10 | 29 | 8 | 14 | — | — |
| Ludlow | — | 16 | 5 | 8 | — | — |
| Oswestry | 50 | 25 | 13 | 12 | — | — |
| Shrewsbury | 167 | 174 | 38 | 130 | — | — |
| Wenlock | 40 | 13 | 1 | 8 | — | — |
| URBAN DISTRICTS | | | | | | |
| Church Stretton | 14 | 48 | 6 | 42 | — | — |
| Dawley | — | 30 | 2 | 28 | — | — |
| Ellesmere | — | 13 | 2 | 11 | — | — |
| Market Drayton | 10 | 13 | 2 | 7 | — | — |
| Newport | — | 14 | 2 | 12 | — | — |
| Oakengates | 48 | 33 | 12 | 16 | — | — |
| Wellington | 50 | 44 | 12 | 27 | — | — |
| Wem | — | 15 | 1 | 6 | — | — |
| Whitchurch | 20 | 16 | — | 16 | — | — |
| RURAL DISTRICTS | | | | | | |
| Atcham | — | 71 | 13 | 51 | — | — |
| Bridgnorth | — | 34 | 8 | 25 | — | — |
| Clun | 20 | 12 | 3 | 5 | — | — |
| Drayton | — | 28 | 5 | 20 | — | — |
| Ellesmere | — | 18 | 10 | 7 | — | — |
| Ludlow (a) | — | 78 | 20 | 48 | — | — |
| Oswestry | 28 | 65 | 5 | 55 | — | — |
| Shifnal | — | 82 | 14 | 66 | — | — |
| Wellington | — | 42 | 14 | 28 | — | — |
| Wem | — | 25 | 3 | 19 | — | — |
| Stafford | | | | | | |
| COUNTY BOROUGHS | | | | | | |
| Burton-upon-Trent | 100 | 40 | 7 | 29 | — | 1 |
| Smethwick | 251 | 31 | — | 2 | — | 19 |
| Stoke-on-Trent | 662 | 697 | 56 | 617 | — | 1 |
| Walsall | 446 | 304 | 80 | 194 | — | — |
| West Bromwich | 292 | 234 | 15 | 154 | 2 | 16 |
| Wolverhampton | 425 | 697 | 55 | 615 | — | 1 |
| BOROUGHS | | | | | | |
| Bilston | 100 | 117 | 32 | 40 | — | 3 |
| Lichfield | 50 | 91 | 25 | 56 | — | — |
| Newcastle-under-Lyme | 235 | 226 | 18 | 195 | — | 12 |

APPENDIX B

| Housing Authorities and Housing Associations—Permanent Housing | | | | | | | | | | |
|--|---|---------------------------------------|----------------------------|---------------|-----------------------------|----------------------------|---------------|------------------------------------|----------------|--------------------|
| Sites | | Houses and Flats | | | | | | | | Est. Pop. in 000's |
| Right of entry obtained or under development or house erection not yet begun (1) | Developed or under development house erection not yet begun (2) | New Dwellings except Aluminium Houses | | | Aluminium Houses | | | Rebuilding War Destroyed Dwellings | | |
| | | No. on tenders approved (3) | No. under construction (4) | Completed (5) | No. on tenders approved (6) | No. under construction (7) | Completed (8) | No. under construction (9) | Completed (10) | |
| — | 722 | 665 | 148 | 465 | — | — | — | — | 8 | 49 |
| — | 240 | 1,301 | 348 | 943 | — | — | — | — | — | 38 |
| — | 88 | 270 | 78 | 174 | — | — | — | — | — | 13 |
| 500 | 262 | 880 | 158 | 676 | — | — | — | — | 5 | 39 |
| 450 | 38 | 860 | 66 | 626 | — | — | — | — | — | 35 |
| — | 173 | 323 | 56 | 246 | 60 | — | 60 | — | — | 28 |
| — | — | 80 | — | 80 | — | — | — | — | — | 3 |
| — | 58 | 256 | 76 | 180 | — | — | — | — | — | 11 |
| — | 219 | 841 | 239 | 598 | 40 | — | 40 | — | 9 | 48 |
| 626 | — | 205 | 48 | 153 | 93 | — | 93 | — | — | 21 |
| 132 | 290 | 610 | 172 | 428 | 292 | — | 292 | — | — | 41 |
| 202 | 318 | 674 | 116 | 504 | — | — | — | — | — | 33 |
| 1,270 | 158 | 585 | 23 | 454 | — | — | — | — | 9 | 22 |
| — | 54 | 760 | 142 | 526 | — | — | — | — | — | 16 |
| — | 45 | 219 | 52 | 159 | — | — | — | — | — | 19 |
| 216 | — | 169 | — | 169 | — | — | — | — | — | 8 |
| 2 | 279 | 532 | 114 | 416 | — | — | — | — | — | 22 |
| — | — | 158 | 20 | 138 | — | — | — | — | — | 8 |
| 110 | 44 | 229 | 86 | 127 | — | — | — | — | — | 8 |
| 106 | 10 | 140 | 16 | 118 | — | — | — | — | — | 7 |
| — | 20 | 316 | 46 | 225 | — | — | — | — | — | 17 |
| 600 | 408 | 356 | 80 | 276 | — | — | — | — | — | 31 |
| — | 168 | 257 | 44 | 172 | 27 | — | 27 | — | — | 24 |
| — | 240 | 434 | 88 | 332 | — | — | — | — | — | 32 |
| — | 18 | 66 | 16 | 26 | — | — | — | — | — | 17 |
| 271 | 110 | 550 | 76 | 408 | 45 | — | 45 | — | — | 35 |
| 168 | 208 | 262 | 54 | 188 | 26 | — | 26 | — | — | 17 |
| — | 16 | 182 | 20 | 114 | — | — | — | — | — | 22 |
| — | 28 | 136 | 26 | 98 | — | — | — | — | — | 15 |
| 18 | — | 340 | 74 | 262 | — | — | — | — | — | 18 |
| 12 | 36 | 226 | 39 | 171 | — | — | — | — | — | 14 |
| 10 | — | 126 | 4 | 118 | — | — | — | — | — | 11 |
| 3,218 | 4,228 | 7,543 | 1,120 | 4,008 | — | — | — | — | 369 | 1,104 |
| — | 399 | 2,677 | 781 | 1,754 | — | — | — | 11 | 162 | 252 |
| 32 | 48 | 428 | 68 | 292 | — | — | — | — | — | 36 |
| — | 422 | 894 | 178 | 656 | 56 | — | 56 | — | 12 | 53 |
| — | 194 | 1,274 | 118 | 998 | — | — | — | — | — | 45 |
| — | 98 | 277 | 80 | 197 | — | — | — | — | — | 14 |
| — | 1,272 | 850 | 239 | 508 | — | — | — | — | — | 46 |
| — | 236 | 237 | 126 | 97 | — | — | — | — | — | 15 |
| — | 229 | 438 | 111 | 321 | 71 | — | 71 | — | — | 24 |
| — | 292 | 208 | 92 | 116 | — | — | — | — | — | 10 |
| — | 91 | 1,020 | 186 | 668 | 33 | — | 33 | — | 4 | 67 |

(a) See Note 9. Column (3) 206, Column (4) 68, Column (5) 138,
 (b) See Note 9. " 197, " 45, " 140.
 (c) See Note 9. " 240, " 26, " 214.

(continued)

| Housing Authority | Temporary Houses Completed | Private Builders—Permanent Housing | | | | |
|------------------------|----------------------------|--|--------------------|-----------|------------------------------------|-----------|
| | | Total No. on Licences and Approvals issued | New Dwellings | | Rebuilding War Destroyed Dwellings | |
| | | | Under construction | Completed | Under construction | Completed |
| Name | (13) | (14) | (15) | (16) | (17) | (18) |
| Stafford—cont. | | | | | | |
| BOROUGHS—cont. | | | | | | |
| Rowley Regis | 147 | 126 | 19 | 97 | — | 10 |
| Stafford (a) | 225 | 68 | 11 | 55 | — | — |
| Tamworth | — | 29 | 7 | 21 | — | — |
| Tipton | 26 | 81 | 12 | 67 | — | 2 |
| Wednesbury | — | 187 | 25 | 157 | — | 2 |
| URBAN DISTRICTS | | | | | | |
| Aldridge | 68 | 183 | 13 | 170 | — | — |
| Amblecote | — | 8 | — | 8 | — | — |
| Biddulph | — | 45 | 10 | 33 | — | — |
| Brierley Hill | 124 | 175 | 40 | 131 | — | — |
| Brownhills | 50 | 48 | 9 | 39 | — | — |
| Cannock | 153 | 74 | 10 | 63 | — | — |
| Coseley | 100 | 154 | 14 | 132 | — | 8 |
| Darlaston | 55 | 51 | 2 | 46 | — | 1 |
| Kidsgrove | — | 133 | 12 | 82 | — | — |
| Leek | — | 47 | 9 | 35 | — | — |
| Rugeley | — | 34 | 4 | 130 | — | — |
| Sedgley | 78 | 137 | 26 | 107 | — | — |
| Stone | — | 20 | 5 | 14 | — | — |
| Tettenhall | 36 | 55 | 17 | 37 | — | 1 |
| Uttoxeter | 20 | 18 | 4 | 113 | — | — |
| Wednesfield | 30 | 178 | 16 | 156 | — | — |
| Willenhall | 150 | 76 | 15 | 58 | — | — |
| RURAL DISTRICTS | | | | | | |
| Cannock | 30 | 106 | 13 | 91 | — | — |
| Cheadle | — | 88 | 9 | 74 | — | — |
| Leek | — | 85 | 3 | 82 | — | — |
| Lichfield | 146 | 151 | 50 | 91 | — | — |
| Newcastle-under-Lyme | — | 44 | 4 | 39 | — | — |
| Seisdon | — | 212 | 20 | 175 | — | — |
| Stafford | — | 56 | 6 | 43 | — | — |
| Stone | — | 56 | 13 | 37 | — | — |
| Tutbury | — | 63 | 8 | 53 | — | — |
| Uttoxeter | — | 13 | 1 | 11 | — | 1 |
| Warwick | | | | | | |
| COUNTY BOROUGHS | | | | | | |
| Birmingham (b) | 4,625 | 3,800 | 489 | 2,026 | 27 | 1,002 |
| Coventry | 1,099 | 2,696 | 279 | 1,166 | 53 | 1,182 |
| BOROUGHS | | | | | | |
| Leamington Spa (Royal) | 113 | 76 | 13 | 44 | — | 13 |
| Nuneaton | 250 | 264 | 29 | 119 | 5 | 101 |
| Rugby (c) | 114 | 109 | 43 | 36 | — | 7 |
| Stratford-on-Avon | — | 48 | 12 | 36 | — | — |
| Sutton Coldfield | 100 | 426 | 58 | 320 | — | 12 |
| Warwick | 50 | 22 | — | 22 | — | — |
| URBAN DISTRICTS | | | | | | |
| Bedworth | 150 | 183 | 22 | 127 | 16 | 2 |
| Kenilworth | 50 | 65 | 11 | 53 | — | — |
| Solihull | 250 | 600 | 66 | 483 | — | 44 |

APPENDIX B (continued)

| Housing Authorities and Housing Associations—Permanent Housing | | | | | | | | | | |
|---|---|---------------------------------------|----------------------------|---------------|-----------------------------|----------------------------|---------------|------------------------------------|----------------|--------------------|
| Sites | | Houses and Flats | | | | | | | | Est. Pop. in 000's |
| Right of entry obtained development or house erection not yet begun (1) | Developed or under development house erection not yet begun (2) | New Dwellings except Aluminium Houses | | | Aluminium Houses | | | Rebuilding War Destroyed Dwellings | | |
| | | No. on tenders approved (3) | No. under construction (4) | Completed (5) | No. on tenders approved (6) | No. under construction (7) | Completed (8) | No. under construction (9) | Completed (10) | |
| 18 | 52 | 182 | 53 | 99 | — | — | — | — | — | 13 |
| — | 170 | 435 | 72 | 323 | 100 | — | 100 | — | — | 23 |
| 12 | 72 | 536 | 20 | 440 | 48 | — | 48 | — | — | 36 |
| 328 | 50 | 180 | 56 | 124 | — | — | — | — | — | 18 |
| — | 2 | 110 | 42 | 64 | — | — | — | — | — | 8 |
| — | 128 | 128 | 20 | 76 | — | — | — | — | — | 12 |
| — | 64 | 202 | 45 | 147 | — | — | — | — | — | 19 |
| 129 | 150 | 297 | 20 | 219 | 70 | — | 70 | — | — | 16 |
| 208 | 146 | 156 | 38 | 78 | — | — | — | — | — | 20 |
| 562 | 657 | 1,146 | 176 | 736 | — | — | — | — | — | 63 |
| — | 326 | 880 | 230 | 564 | — | — | — | — | — | 61 |
| — | 8 | 78 | 18 | 54 | — | — | — | — | — | 5 |
| — | 30 | 206 | 48 | 156 | — | — | — | — | — | 6 |
| 120 | 50 | 238 | 94 | 144 | — | — | — | — | — | 12 |
| 2 | 344 | 686 | 118 | 500 | — | — | — | — | — | 40 |
| — | 293 | 500 | 107 | 387 | — | — | — | — | — | 37 |
| 24 | 102 | 378 | 59 | 278 | — | — | — | — | 4 | 53 |
| 240 | 142 | 864 | 260 | 604 | — | — | — | — | — | 37 |
| 1,096 | 24 | 512 | 96 | 346 | — | — | — | — | — | 28 |
| 10 | 258 | 494 | 130 | 354 | — | — | — | — | — | 22 |
| — | 189 | 838 | 180 | 658 | — | — | — | — | — | 28 |
| — | 268 | 254 | — | 254 | — | — | — | — | — | 10 |
| 146 | 72 | 224 | 32 | 172 | — | — | — | — | — | 27 |
| 40 | 76 | 146 | 16 | 112 | — | — | — | — | — | 14 |
| 18 | 122 | 306 | 92 | 196 | — | — | — | — | — | 16 |
| 218 | 88 | 262 | 26 | 186 | — | — | — | — | — | 11 |
| 8 | 110 | 158 | 36 | 110 | — | — | — | — | — | 12 |
| 14 | 94 | 184 | 30 | 150 | — | — | — | — | — | 15 |
| — | 12 | 30 | 14 | 16 | — | — | — | — | — | 6 |
| 34 | 36 | 162 | 64 | 98 | — | — | — | — | — | 13 |
| — | 2,202 | 931 | 247 | 624 | — | — | — | — | 116 | 141 |
| — | 356 | 490 | 86 | 328 | — | — | — | — | — | 47 |
| — | — | 1,516 | 388 | 1,080 | — | — | — | — | 6 | 141 |
| 679 | 611 | 1,343 | 255 | 1,030 | — | — | — | — | 56 | 100 |
| 1,200 | 350 | 342 | 108 | 208 | — | — | — | — | — | 40 |
| — | 254 | 513 | 111 | 384 | — | — | — | — | 1 | 47 |
| — | 53 | 249 | 53 | 182 | — | — | — | — | — | 15 |
| 400 | 287 | 809 | 298 | 511 | — | — | — | — | — | 54 |
| — | 73 | 350 | 62 | 268 | — | — | — | — | — | 18 |

(a) See Note 9. Column (3) 100, Column (4) 4, Column (5) 50.
 (b) See Note 9. " 100, " 16, " 80.

(continued)

| Housing Authority | Temporary Houses Completed | Private Builders—Permanent Housing | | | | |
|------------------------|----------------------------|--|--------------------|-----------|------------------------------------|-----------|
| | | Total No. on Licences and Approvals issued | New Dwellings | | Rebuilding War Destroyed Dwellings | |
| | | | Under construction | Completed | Under construction | Completed |
| Name | (13) | (14) | (15) | (16) | (17) | (18) |
| Warwick—cont. | | | | | | |
| RURAL DISTRICTS | | | | | | |
| Alcester | 79 | 69 | 8 | 50 | — | — |
| Atherstone | 20 | 92 | 17 | 67 | — | 7 |
| Meriden | 80 | 224 | 21 | 196 | — | 1 |
| Rugby | 50 | 78 | 21 | 51 | — | 4 |
| Shipston-on-Stour | — | 29 | 11 | 18 | — | — |
| Southam | — | 28 | 10 | 18 | — | — |
| Stratford-on-Avon | 25 | 99 | 14 | 80 | — | — |
| Tamworth | 40 | 62 | 9 | 37 | — | 9 |
| Warwick | 40 | 92 | 5 | 77 | — | — |
| Worcester | | | | | | |
| COUNTY BOROUGHS | | | | | | |
| Dudley | 194 | 161 | 24 | 137 | — | — |
| Worcester | 56 | 170 | 35 | 103 | — | 2 |
| BOROUGHS | | | | | | |
| Bewdley | — | 26 | 5 | 21 | — | — |
| Droitwich | — | 37 | 8 | 27 | — | — |
| Evesham | 29 | 54 | 8 | 45 | — | — |
| Halesowen (a) | 86 | 232 | 23 | 196 | — | 2 |
| Kidderminster | 100 | 47 | 26 | 19 | — | 1 |
| Oldbury | 50 | 141 | 16 | 120 | — | 3 |
| Stourbridge | — | 183 | 47 | 131 | — | — |
| URBAN DISTRICTS | | | | | | |
| Bromsgrove (b) | 50 | 97 | 21 | 74 | — | 1 |
| Malvern | 84 | 117 | 18 | 97 | — | — |
| Redditch | 100 | 265 | 27 | 216 | — | — |
| Stourport-on-Severn | 20 | 42 | 16 | 23 | — | — |
| RURAL DISTRICTS | | | | | | |
| Bromsgrove | — | 234 | 20 | 200 | — | 5 |
| Droitwich | — | 70 | 5 | 65 | — | — |
| Evesham | — | 125 | 12 | 95 | — | — |
| Kidderminster | — | 69 | 12 | 48 | — | — |
| Martley | — | 68 | 11 | 51 | — | — |
| Pershore | 30 | 88 | 7 | 64 | — | — |
| Tenbury | — | 11 | — | 5 | — | — |
| Upton-on-Severn | 12 | 66 | 14 | 48 | — | — |
| NORTH WESTERN | | | | | | |
| Chester | | | | | | |
| COUNTY BOROUGHS | | | | | | |
| Birkenhead | 506 | 596 | 88 | 289 | 25 | 191 |
| Chester | 160 | 133 | 9 | 122 | — | 2 |
| Stockport | 99 | 382 | 88 | 277 | — | 17 |
| Wallasey | 202 | 648 | 51 | 121 | 23 | 426 |
| BOROUGHS | | | | | | |
| Altrincham | 55 | 114 | 17 | 90 | — | 5 |
| Bebington | 109 | 264 | 23 | 143 | — | 86 |
| Congleton | 50 | 41 | 4 | 37 | — | — |
| Crewe | 100 | 106 | 9 | 51 | — | 22 |
| Dukinfield | — | 45 | 5 | 38 | — | — |

(92497)

c

| Housing Authorities and Housing Associations—Permanent Housing | | | | | | | | | | |
|---|---|---------------------------------------|----------------------------|---------------|-----------------------------|----------------------------|---------------|------------------------------------|----------------|--------------------|
| Sites | | Houses and Flats | | | | | | | | Est. Pop. in 000's |
| Right of entry obtained development or house erection not yet begun (1) | Developed or under development house erection not yet begun (2) | New Dwellings except Aluminium Houses | | | Aluminium Houses | | | Rebuilding War Destroyed Dwellings | | |
| | | No. on tenders approved (3) | No. under construction (4) | Completed (5) | No. on tenders approved (6) | No. under construction (7) | Completed (8) | No. under construction (9) | Completed (10) | |
| — | 102 | 388 | 244 | 144 | — | — | — | — | — | 31 |
| — | 145 | 363 | 85 | 228 | — | — | — | — | — | 36 |
| 190 | 60 | 435 | 54 | 347 | — | — | — | — | — | 43 |
| — | 100 | 369 | 67 | 208 | — | — | — | — | — | 22 |
| — | — | 199 | 2 | 197 | — | — | — | — | — | 4 |
| 4 | 2 | 188 | 24 | 164 | — | — | — | — | — | 6 |
| — | 22 | 126 | 30 | 94 | — | — | — | — | — | 5 |
| — | 19 | 54 | 3 | 37 | — | — | — | — | — | 4 |
| — | 76 | 336 | 34 | 270 | — | — | — | — | — | 18 |
| 12 | 2 | 524 | 37 | 435 | — | — | — | — | — | 32 |
| 246 | 679 | 683 | 175 | 419 | 60 | — | 60 | — | 7 | 31 |
| — | 2 | 84 | 38 | 28 | — | — | — | — | — | 12 |
| — | 2 | 184 | 20 | 164 | — | — | — | — | — | 20 |
| 56 | 20 | 122 | 32 | 90 | — | — | — | — | — | 9 |
| — | 61 | 431 | 61 | 328 | — | — | — | — | — | 27 |
| — | — | 186 | 44 | 142 | — | — | — | — | — | 6 |
| — | — | 66 | 20 | 46 | — | — | — | — | — | 5 |
| — | — | 102 | 5 | 97 | — | — | — | — | — | 6 |
| 46 | 208 | 254 | 20 | 202 | — | — | — | — | — | 13 |
| — | 2 | 150 | 40 | 78 | — | — | — | — | — | 7 |
| 742 | 269 | 276 | 42 | 182 | — | — | — | — | — | 9 |
| — | 44 | 162 | 72 | 90 | — | — | — | — | — | 10 |
| — | 18 | 498 | 132 | 230 | — | — | — | — | — | 19 |
| — | 112 | 331 | 74 | 150 | — | — | — | — | — | 24 |
| 220 | 4 | 166 | 44 | 122 | — | — | — | — | — | 9 |
| 22 | — | 300 | 24 | 272 | — | — | — | — | — | 17 |
| — | 26 | 387 | 84 | 303 | — | — | — | — | — | 12 |
| 95 | 3 | 305 | 35 | 232 | — | — | — | — | — | 17 |
| 5 | 92 | 216 | 76 | 96 | — | — | — | — | — | 10 |
| 46 | 210 | 284 | 67 | 207 | — | — | — | — | — | 20 |
| 52 | 227 | 277 | 45 | 216 | — | — | — | — | — | 13 |
| — | — | 38 | — | 38 | — | — | — | — | — | 3 |
| 8 | 274 | 400 | 46 | 296 | — | — | — | — | — | 19 |
| 18 | 72 | 276 | 76 | 172 | — | — | — | — | — | 25 |
| — | 426 | 1,288 | 313 | 901 | — | — | — | — | — | 32 |
| 16 | 98 | 360 | 86 | 252 | — | — | — | — | — | 34 |
| — | 123 | 232 | 53 | 147 | — | — | — | — | — | 14 |
| 80 | 60 | 64 | 20 | 44 | — | — | — | — | — | 1 |
| — | 234 | 328 | 42 | 256 | — | — | — | — | — | 19 |
| — | 76 | 112 | 54 | 58 | — | — | — | — | — | 18 |
| — | 96 | 174 | 36 | 128 | — | — | — | — | — | 8 |
| — | 2 | 148 | 34 | 110 | — | — | — | — | — | 5 |

| Housing Authority | Temporary Houses Completed | Private Builders—Permanent Housing | | | | |
|-----------------------------------|----------------------------|--|--------------------|-----------|------------------------------------|-----------|
| | | Total No. on Licences and Approvals issued | New Dwellings | | Rebuilding War Destroyed Dwellings | |
| | | | Under construction | Completed | Under construction | Completed |
| Name | (13) | (14) | (15) | (16) | (17) | (18) |
| Chester—cont. | | | | | | |
| BOROUGHS—cont. | | | | | | |
| Hyde | 100 | 57 | 15 | 35 | — | 1 |
| Macclesfield | 100 | 78 | 15 | 64 | — | — |
| Sale | 100 | 174 | 15 | 150 | — | 7 |
| Stalybridge | 70 | 7 | 2 | 5 | — | — |
| URBAN DISTRICTS | | | | | | |
| Alderley Edge | — | 24 | 7 | 14 | — | — |
| Alsager | 10 | 35 | 5 | 24 | — | — |
| Bollington | — | 16 | 4 | 12 | — | — |
| Bowdon | — | 25 | 8 | 16 | — | — |
| Bredbury and Romiley | — | 59 | 9 | 50 | — | — |
| Cheadle and Gatley | 44 | 213 | 9 | 156 | — | 23 |
| Ellesmere Port | 150 | 106 | 7 | 76 | — | 1 |
| Hale | — | 58 | 4 | 49 | — | — |
| Hazel Grove and Bramhall | — | 139 | 8 | 126 | — | 5 |
| Hoole | — | 30 | 4 | 25 | — | — |
| Hoyle | — | 191 | 10 | 164 | — | 10 |
| Knutsford | — | 52 | 9 | 37 | — | — |
| Longdendale | — | 9 | 1 | 6 | — | — |
| Lymm | 20 | 33 | 6 | 25 | — | — |
| Marple | — | 93 | 13 | 79 | — | — |
| Middlewich | 20 | 33 | 7 | 23 | — | — |
| Nantwich | 50 | 38 | 6 | 23 | — | — |
| Neston | 25 | 39 | 10 | 29 | — | — |
| Northwich | 50 | 6 | 1 | 3 | — | — |
| Runcorn | 80 | 51 | 19 | 31 | — | — |
| Sandbach | 20 | 44 | 13 | 30 | — | — |
| Wilmslow | 40 | 102 | 8 | 92 | — | 2 |
| Winsford | 50 | 35 | 12 | 17 | — | — |
| Wirral | 40 | 168 | 16 | 140 | — | 3 |
| RURAL DISTRICTS | | | | | | |
| Bucklow | 30 | 60 | 9 | 37 | — | — |
| Chester | — | 223 | 24 | 173 | — | — |
| Congleton | — | 46 | 4 | 37 | — | — |
| Disley | — | 15 | — | 15 | — | — |
| Macclesfield | — | 103 | 3 | 98 | — | — |
| Nantwich | — | 62 | 12 | 49 | — | 1 |
| Northwich | — | 137 | 32 | 82 | — | — |
| Runcorn | 80 | 110 | 13 | 90 | — | 5 |
| Tarvin | — | 61 | 15 | 39 | — | — |
| Tintwistle | — | — | — | — | — | — |
| DERBY (High Peak District) | | | | | | |
| BOROUGHS | | | | | | |
| Buxton | 50 | 46 | 2 | 38 | — | — |
| Glossop | 50 | 11 | 6 | 5 | — | — |
| URBAN DISTRICTS | | | | | | |
| New Mills | 50 | 37 | 3 | 28 | — | 2 |
| Whaley Bridge | 10 | 27 | 3 | 24 | — | — |

| Housing Authorities and Housing Associations—Permanent Housing | | | | | | | | | | |
|---|---|---------------------------------------|----------------------------|---------------|-----------------------------|----------------------------|---------------|------------------------------------|----------------|--------------------|
| Sites | | Houses and Flats | | | | | | | | Est. Pop. in 000's |
| Right of entry obtained development or house erection not yet begun (1) | Developed or under development house erection not yet begun (2) | New Dwellings except Aluminium Houses | | | Aluminium Houses | | | Rebuilding War Destroyed Dwellings | | |
| | | No. on tenders approved (3) | No. under construction (4) | Completed (5) | No. on tenders approved (6) | No. under construction (7) | Completed (8) | No. under construction (9) | Completed (10) | |
| — | 104 | 174 | 90 | 70 | — | — | — | — | — | 19 |
| — | 401 | 929 | 124 | 653 | — | — | — | — | 22 | 68 |
| 218 | 110 | 848 | 250 | 476 | — | — | — | — | — | 112 |
| 99 | 479 | 1,398 | 201 | 1,015 | — | — | — | — | — | 149 |
| — | 313 | 789 | 361 | 1,222 | — | — | — | — | — | 168 |
| 30 | 160 | 698 | 242 | 142 | — | — | — | — | 83 | 70 |
| — | 722 | 578 | 162 | 378 | — | — | — | — | — | 85 |
| — | 156 | 664 | 168 | 416 | — | — | — | — | — | 58 |
| — | 2,643 | 6,926 | 2,715 | 3,927 | — | — | 6 | 174 | — | 796 |
| — | 3,586 | 6,955 | 1,696 | 4,259 | — | — | — | 42 | — | 697 |
| 18 | 1,076 | 1,014 | 61 | 569 | — | — | — | — | — | 121 |
| 428 | 214 | 1,568 | 494 | 920 | — | — | — | — | — | 119 |
| 76 | 458 | 1,117 | 275 | 766 | — | — | — | — | — | 88 |
| — | 694 | 978 | 284 | 580 | 100 | — | 100 | — | — | 110 |
| — | 284 | 1,035 | 135 | 728 | — | — | — | — | 15 | 179 |
| 18 | 16 | 492 | 86 | 396 | — | — | — | — | — | 85 |
| — | 115 | 1,156 | 303 | 797 | — | — | — | — | — | 78 |
| — | 733 | 926 | 133 | 719 | 40 | — | 40 | — | — | 85 |
| — | 120 | 763 | 124 | 601 | — | — | — | — | — | 40 |
| — | 163 | 800 | 254 | 530 | — | — | — | — | — | 47 |
| 22 | 22 | 186 | 8 | 152 | — | — | — | — | — | 18 |
| — | 182 | 413 | 95 | 251 | — | — | — | — | — | 33 |
| — | — | 219 | 30 | 183 | — | — | — | — | — | 12 |
| — | 28 | 127 | 38 | 89 | — | — | — | — | — | 21 |
| 138 | 2 | 568 | 167 | 179 | — | — | — | — | — | 59 |
| — | 162 | 242 | 140 | 89 | — | — | — | — | — | 31 |
| — | 419 | 380 | 83 | 297 | — | — | — | — | 10 | 44 |
| — | 56 | 520 | 126 | 360 | — | — | — | — | — | 28 |
| — | 4 | 271 | 81 | 186 | — | — | — | — | — | 27 |
| — | — | 184 | 56 | 60 | — | — | — | — | — | 15 |
| 322 | 36 | 164 | 28 | 108 | — | — | — | — | 8 | 25 |
| 894 | 66 | 588 | 210 | 294 | — | — | — | — | — | 50 |
| — | — | 712 | 82 | 616 | — | — | — | — | 12 | 48 |
| 242 | 12 | 246 | 48 | 146 | — | — | — | — | — | 30 |
| 112 | 794 | 539 | 91 | 392 | — | — | — | — | — | 32 |
| 128 | 88 | 352 | 138 | 188 | — | — | — | — | — | 36 |
| — | — | 54 | — | 54 | — | — | — | — | — | 10 |
| — | — | 240 | 79 | 131 | — | — | — | — | — | 35 |
| 566 | 5 | 204 | 5 | 199 | — | — | — | — | — | 35 |
| 60 | 14 | 216 | 78 | 138 | — | — | — | — | — | 28 |
| — | 76 | 380 | 99 | 225 | — | — | — | — | — | 25 |
| — | 196 | 746 | 308 | 438 | — | — | — | — | 44 | 62 |
| 82 | 16 | 290 | 88 | 194 | 29 | — | 29 | — | — | 41 |
| — | 102 | 785 | 80 | 583 | — | — | — | — | — | 48 |

(a) See Note 9. Column (3) 12, Column (4) —, Column (5) 12.

(b) See Note 9. " 93, " —, " —.

(c) See Note 9. " 8, " 2, " 6.

(d) See Note 9. " 10, " —, " —.

| Housing Authority | Temporary Houses Completed | Private Builders—Permanent Housing | | | | |
|---|----------------------------|--|--------------------|-----------|------------------------------------|-----------|
| | | Total No. on Licences and Approvals issued | New Dwellings | | Rebuilding War Destroyed Dwellings | |
| | | | Under construction | Completed | Under construction | Completed |
| Name | (13) | (14) | (15) | (16) | (17) | (18) |
| Derby (High Peak District)—cont. | | | | | | |
| RURAL DISTRICTS | | | | | | |
| Chapel-en-le-Frith (d) | 50 | 35 | 12 | 23 | — | — |
| Lancaster COUNTY BOROUGHES | | | | | | |
| Barrow-in-Furness | 133 | 221 | 13 | 104 | — | 103 |
| Blackburn | 200 | 101 | 19 | 76 | — | — |
| Blackpool | 344 | 557 | 68 | 466 | — | — |
| Bolton | 391 | 239 | 29 | 185 | — | — |
| Bootle | 850 | 87 | 1 | 3 | — | 83 |
| Burnley | 54 | 97 | 14 | 70 | — | — |
| Bury | 177 | 164 | 12 | 118 | — | — |
| Liverpool | 3,500 | 1,726 | 372 | 755 | 3 | 379 |
| Manchester (a) | 3,004 | 1,313 | 241 | 890 | — | 106 |
| Oldham | 350 | 101 | 33 | 38 | — | 18 |
| Preston | 310 | 141 | 33 | 107 | — | — |
| Rochdale | 67 | 106 | 14 | 92 | — | — |
| St. Helens | 275 | 220 | 32 | 183 | — | 5 |
| Salford (b) | 121 | 213 | 9 | 125 | — | 47 |
| Southport | 200 | 164 | 16 | 123 | — | 16 |
| Warrington | 76 | 137 | 35 | 93 | — | — |
| Wigan | 106 | 95 | 30 | 44 | — | — |
| BOROUGHES | | | | | | |
| Accrington | — | 82 | 28 | 49 | — | — |
| Ashton-under-Lyne | 155 | 8 | — | 7 | — | — |
| Bacup | 50 | 9 | 2 | 3 | — | — |
| Chorley | 100 | 98 | 25 | 64 | — | 1 |
| Clitheroe | 50 | 22 | 7 | 13 | — | — |
| Colne | — | 23 | 7 | 12 | — | — |
| Crosby | 97 | 265 | 37 | 104 | 2 | 120 |
| Darwen | 50 | 14 | 3 | 11 | — | — |
| Eccles | 78 | 39 | 1 | 28 | — | 10 |
| Farnworth | 100 | — | — | — | — | — |
| Fleetwood | 68 | 109 | 7 | 96 | — | — |
| Haslingden | 50 | 10 | 4 | 6 | — | — |
| Heywood | 50 | 42 | 4 | 35 | — | — |
| Lancaster (c) | 202 | 98 | 23 | 53 | — | — |
| Leigh | — | 180 | 35 | 133 | — | — |
| Lytham St. Anne's | 60 | 111 | 24 | 82 | — | — |
| Middleton | 150 | 90 | 18 | 58 | — | — |
| Morecambe and Heysham | — | 197 | 38 | 152 | — | 4 |
| Mossley | 10 | 28 | 1 | 27 | — | — |
| Nelson | 100 | 31 | 10 | 17 | — | — |
| Prestwich | — | 69 | 18 | 46 | — | 5 |
| Radcliffe | 62 | 67 | 8 | 58 | — | — |
| Rawtenstall | 50 | 15 | — | 10 | — | — |
| Stretford | 67 | 296 | 21 | 49 | 13 | 213 |
| Swinton and Pendlebury | 98 | 116 | 17 | 63 | — | 35 |
| Widnes | 150 | 175 | 21 | 127 | — | 21 |

| Housing Authorities and Housing Associations—Permanent Housing | | | | | | | | | | |
|---|---|---------------------------------------|----------------------------|---------------|-----------------------------|----------------------------|---------------|------------------------------------|----------------|--------------------|
| Sites | | Houses and Flats | | | | | | | | Est. Pop. in 000's |
| Right of entry obtained development or house erection not yet begun (1) | Developed or under development house erection not yet begun (2) | New Dwellings except Aluminium Houses | | | Aluminium Houses | | | Rebuilding War Destroyed Dwellings | | |
| | | No. on tenders approved (3) | No. under construction (4) | Completed (5) | No. on tenders approved (6) | No. under construction (7) | Completed (8) | No. under construction (9) | Completed (10) | |
| — | 5 | 220 | 66 | 154 | — | — | — | — | — | 6 |
| — | 34 | 80 | 16 | 64 | — | — | — | — | — | 4 |
| 32 | 50 | 412 | 36 | 348 | — | — | — | — | — | 19 |
| — | 352 | 104 | 15 | 89 | — | — | — | — | — | 7 |
| — | 113 | 296 | 74 | 222 | 21 | — | 21 | — | 2 | 21 |
| 500 | 29 | 213 | 38 | 175 | — | — | — | — | — | 13 |
| — | 74 | 54 | 12 | 38 | — | — | — | — | — | 5 |
| — | 134 | 104 | 30 | 50 | — | — | — | — | — | 6 |
| — | 8 | 134 | 18 | 96 | — | — | — | — | — | 3 |
| — | 12 | 98 | 12 | 66 | — | — | — | — | — | 7 |
| 202 | — | 128 | 20 | 86 | — | — | — | — | — | 3 |
| — | — | 277 | 104 | 159 | — | — | — | — | — | 31 |
| 48 | 20 | 70 | 20 | 36 | — | — | — | — | — | 5 |
| — | 178 | 58 | 40 | 18 | — | — | — | — | — | 7 |
| 356 | 28 | 162 | 22 | 100 | — | — | — | — | — | 13 |
| 24 | 16 | 96 | 36 | 60 | — | — | — | — | — | 11 |
| — | 196 | 294 | 64 | 230 | — | — | — | — | — | 25 |
| — | 166 | 216 | 56 | 122 | — | — | — | — | — | 27 |
| 56 | 40 | 293 | 34 | 245 | — | — | — | — | — | 18 |
| — | — | 72 | 9 | 63 | — | — | — | — | — | 10 |
| — | 46 | 54 | 12 | 42 | — | — | — | — | — | 13 |
| — | 6 | 390 | 52 | 284 | — | — | — | — | — | 16 |
| — | 4 | 46 | 6 | 36 | — | — | — | — | — | 3 |
| — | — | 92 | 28 | 61 | — | — | — | — | — | 11 |
| — | 108 | 216 | 30 | 164 | — | — | — | — | — | 12 |
| — | 184 | 268 | 30 | 198 | — | — | — | — | — | 19 |
| — | 44 | 266 | 44 | 160 | — | — | — | — | — | 15 |
| — | 44 | 734 | 54 | 653 | — | — | — | — | — | 54 |
| — | 108 | 200 | 56 | 128 | — | — | — | — | — | 20 |
| 291 | 78 | 136 | 24 | 112 | — | — | — | — | — | 15 |
| 24 | 18 | 208 | 38 | 154 | — | — | — | — | — | 11 |
| — | 1 | 129 | 44 | 83 | — | — | — | — | — | 5 |
| — | — | 32 | — | 12 | — | — | — | — | — | 4 |
| — | — | 284 | 49 | 235 | — | — | — | — | — | 14 |
| — | 112 | 568 | 18 | 550 | — | — | — | — | 8 | 23 |
| 40 | — | 166 | 26 | 140 | — | — | — | — | — | 11 |
| — | 184 | 122 | — | 90 | — | — | — | — | — | 5 |
| — | — | 72 | 21 | 51 | — | — | — | — | — | 4 |
| — | 164 | 144 | 28 | 116 | — | — | — | — | — | 8 |
| 78 | 217 | 368 | 34 | 334 | — | — | — | — | — | 22 |
| — | 212 | 258 | 38 | 220 | — | — | — | — | — | 20 |
| — | — | 214 | 94 | 92 | — | — | — | — | — | 9 |
| — | 107 | 71 | 13 | 36 | — | — | — | — | — | 12 |
| 28 | 10 | 139 | 58 | 57 | — | — | — | — | — | 10 |
| — | — | 109 | 12 | 97 | — | — | — | — | — | 8 |
| — | 14 | 46 | 16 | 30 | — | — | — | — | — | 2 |
| 404 | — | 294 | 46 | 220 | — | — | — | — | — | 12 |
| — | 52 | 120 | 26 | 80 | — | — | — | — | — | 4 |

(a) See Note 9. Column (3) 56, Column (4) (26), Column (5) 30.

(b) See Note 9. „ (3) 26, „ (4) —, „ (5) —.

| Housing Authority | Temporary Houses Completed | Private Builders—Permanent Housing | | | | |
|-------------------------|----------------------------|--|--------------------|-----------|------------------------------------|-----------|
| | | Total No. on Licences and Approvals issued | New Dwellings | | Rebuilding War Destroyed Dwellings | |
| | | | Under construction | Completed | Under construction | Completed |
| Name | (13) | (14) | (15) | (16) | (17) | (18) |
| Lancaster—cont. | | | | | | |
| URBAN DISTRICTS | | | | | | |
| Abram | 17 | 1 | 1 | — | — | — |
| Adlington | — | 30 | 7 | 23 | — | — |
| Ashton-in-Makerfield | — | 102 | 13 | 89 | — | — |
| Aspull | — | 8 | 2 | 2 | — | — |
| Atherton | 50 | 26 | 6 | 10 | — | — |
| Audenshaw | 48 | 82 | — | 82 | — | — |
| Barrowford | — | 15 | 4 | 11 | — | — |
| Billinge and Winstanley | — | 36 | 7 | 23 | — | — |
| Blackrod | 6 | 1 | — | 1 | — | — |
| Brierfield | 19 | 8 | 6 | 1 | — | — |
| Carnforth | — | 31 | 3 | 25 | — | — |
| Chadderton | — | 132 | 8 | 117 | — | 7 |
| Church | — | 12 | 4 | 8 | — | — |
| Clayton-le-Moors | — | 3 | — | 1 | — | — |
| Crompton | — | 33 | 11 | 20 | — | — |
| Dalton-in-Furness | — | 32 | 2 | 22 | — | — |
| Denton | 52 | 130 | 4 | 105 | — | 18 |
| Droylsden | — | 22 | — | 20 | — | 2 |
| Failsworth | — | 60 | 2 | 58 | — | — |
| Formby | — | 77 | — | 73 | — | 4 |
| Fulwood | — | 89 | 8 | 80 | — | — |
| Golborne (b) | — | 35 | 10 | 21 | — | — |
| Grange | — | 30 | 1 | 29 | — | — |
| Great Harwood | 25 | 23 | 6 | 17 | — | — |
| Haydock | — | 25 | 3 | 22 | — | — |
| Hindley | — | 4 | 2 | 2 | — | — |
| Horwich | — | 32 | 1 | 28 | — | — |
| Huyton-with-Roby | — | 323 | 3 | 275 | — | 35 |
| Ince-in-Makerfield | — | — | — | — | — | — |
| Irlam | 40 | 31 | 2 | 28 | — | 1 |
| Kearsley | 30 | 18 | 6 | 12 | — | — |
| Kirkham | — | 46 | 5 | 41 | — | — |
| Lees | — | 8 | — | 4 | — | — |
| Leyland | 98 | 37 | 5 | 20 | — | — |
| Litherland | 251 | 184 | 8 | 156 | 1 | 19 |
| Littleborough (a) | — | 20 | — | 19 | — | — |
| Little Lever | — | 19 | — | 19 | — | — |
| Longridge | 10 | 24 | 6 | 18 | — | — |
| Milnrow | 20 | 26 | 10 | 16 | — | — |
| Newton-le-Willows | 50 | 17 | 5 | 11 | — | — |
| Ormskirk | — | 75 | 18 | 57 | — | — |
| Orrell | 44 | 24 | 8 | 15 | — | — |
| Oswaldtwistle | 30 | 23 | 1 | 20 | — | — |
| Padiham | — | 4 | — | 4 | — | — |
| Poulton-le-Fylde | — | 148 | 4 | 144 | — | — |
| Presall | — | 32 | 1 | 31 | — | — |
| Prescot | 50 | 50 | 2 | 33 | — | — |
| Rainford | — | 36 | 8 | 28 | — | — |

| Housing Authorities and Housing Associations—Permanent Housing | | | | | | | | | | |
|---|---|---------------------------------------|----------------------------|---------------|-----------------------------|----------------------------|---------------|------------------------------------|----------------|--------------------|
| Sites | | Houses and Flats | | | | | | | | Est. Pop. in 000's |
| Right of entry obtained development or house erection not yet begun (1) | Developed or under development house erection not yet begun (2) | New Dwellings except Aluminium Houses | | | Aluminium Houses | | | Rebuilding War Destroyed Dwellings | | |
| | | No. on tenders approved (3) | No. under construction (4) | Completed (5) | No. on tenders approved (6) | No. under construction (7) | Completed (8) | No. under construction (9) | Completed (10) | |
| 40 | — | 120 | 33 | 87 | — | — | — | — | — | 15 |
| — | — | 68 | — | 68 | — | — | — | — | — | 6 |
| 188 | 18 | 128 | 32 | 78 | — | — | — | — | — | 15 |
| 92 | 72 | 156 | 18 | 138 | — | — | — | — | — | 6 |
| — | 20 | 110 | 18 | 70 | 20 | — | 20 | — | — | 9 |
| 4 | 82 | 151 | 40 | 111 | — | — | — | — | — | 16 |
| — | 74 | 40 | — | 20 | — | — | — | — | 6 | 6 |
| — | 20 | 10 | — | 10 | — | — | — | — | — | 2 |
| 197 | 38 | 78 | 36 | 42 | — | — | — | — | — | 11 |
| 70 | 10 | 272 | — | 272 | — | — | — | — | — | 18 |
| 86 | — | 182 | 18 | 140 | — | — | — | — | — | 10 |
| — | 150 | 90 | 26 | 64 | — | — | — | — | — | 6 |
| — | 44 | 661 | 155 | 506 | — | — | — | — | 6 | 39 |
| — | 58 | 240 | 32 | 208 | — | — | — | — | — | 15 |
| — | — | 196 | 34 | 162 | — | — | — | — | — | 4 |
| — | 46 | 206 | 34 | 132 | — | — | — | — | — | 15 |
| 452 | 4 | 124 | 8 | 88 | — | — | — | — | — | 13 |
| — | 372 | 88 | 52 | 32 | — | — | — | — | — | 7 |
| — | 20 | 24 | — | 24 | — | — | — | — | — | 3 |
| 700 | 516 | 580 | 68 | 320 | — | — | — | — | — | 27 |
| — | 74 | 131 | 75 | 56 | — | — | — | — | — | 13 |
| 8 | 16 | 121 | 22 | 79 | — | — | — | — | — | 16 |
| — | 669 | 475 | 86 | 323 | — | — | — | — | — | 27 |
| — | 24 | 100 | 18 | 60 | — | — | — | — | — | 9 |
| — | 21 | 244 | 28 | 188 | — | — | — | — | — | 12 |
| 50 | 178 | 210 | 20 | 152 | — | — | — | — | — | 12 |
| — | 4 | 432 | 94 | 336 | — | — | — | — | — | 11 |
| — | 16 | 166 | 6 | 116 | — | — | — | — | — | 8 |
| 4 | 117 | 222 | 62 | 158 | — | — | — | — | — | 7 |
| 152 | — | 739 | 92 | 569 | — | — | — | — | — | 38 |
| 54 | 28 | 114 | 46 | 42 | 20 | — | 20 | — | — | 17 |
| 10 | — | 298 | 76 | 188 | — | — | — | — | — | 27 |
| — | 226 | 768 | 88 | 672 | — | — | — | — | — | 44 |
| — | 262 | 362 | 44 | 318 | 110 | — | 110 | — | — | 39 |
| — | 78 | 100 | 2 | 98 | — | — | — | — | — | 8 |
| 37 | 175 | 666 | 211 | 429 | 74 | — | 74 | 8 | 65 | 26 |
| 170 | 360 | 854 | 219 | 585 | — | — | — | — | — | 42 |
| 918 | 202 | 742 | 227 | 515 | — | — | — | — | — | 40 |
| — | 102 | 324 | 54 | 164 | — | — | — | — | 35 | 23 |
| — | 76 | 513 | 112 | 309 | — | — | — | — | 72 | 33 |
| 149 | — | 199 | 57 | 142 | — | — | — | — | — | 12 |
| 70 | 112 | 208 | 76 | 120 | — | — | — | — | 14 | 42 |
| — | 160 | 764 | 174 | 590 | — | — | — | — | 7 | 64 |

(a) See Note 9. Column (3) 174, Column (4) —, Column (5) 174.

(continued)

| Housing Authority | Temporary Houses Completed | Private Builders—Permanent Housing | | | | | |
|------------------------------|----------------------------|---|-------------------------|----------------|------------------------------------|----------------|--|
| | | Total No. on Licences and Approvals issued (14) | New Dwellings | | Rebuilding War Destroyed Dwellings | | |
| | | | Under construction (15) | Completed (16) | Under construction (17) | Completed (18) | |
| Name (12) | (13) | (14) | (15) | (16) | (17) | (18) | |
| Lancaster—cont. | | | | | | | |
| URBAN DISTRICTS—cont. | | | | | | | |
| Ramsbottom | 41 | 34 | 4 | 22 | — | 1 | |
| Rishton | — | 2 | 2 | — | — | — | |
| Royton | — | 64 | 10 | 35 | — | — | |
| Skelmersdale | — | 15 | 5 | 8 | — | — | |
| Standish-with-Langtree | 24 | 23 | 9 | 14 | — | — | |
| Thornton Cleveleys | — | 236 | 7 | 229 | — | — | |
| Tottington | — | 15 | 4 | 11 | — | — | |
| Trawden | — | — | — | — | — | — | |
| Turton | 30 | 66 | 17 | 46 | — | — | |
| Tyldesley | 50 | 30 | 4 | 20 | — | — | |
| Ulverston | 20 | 49 | 16 | 28 | — | — | |
| Upholland | — | 24 | 4 | 17 | — | — | |
| Urmston | 99 | 165 | 12 | 106 | — | 47 | |
| Walton-le-Dale | — | 74 | 9 | 58 | — | — | |
| Wardle | 10 | 5 | 2 | — | — | — | |
| Westhoughton | — | 55 | 10 | 44 | — | — | |
| Whitefield | 50 | 69 | 6 | 61 | — | — | |
| Whitworth | — | 6 | 3 | 3 | — | — | |
| Withnell | — | 12 | 2 | 10 | — | — | |
| Worsley | 50 | 58 | 10 | 48 | — | — | |
| RURAL DISTRICTS | | | | | | | |
| Blackburn | — | 35 | 5 | 28 | — | — | |
| Burnley | — | 24 | — | 14 | — | — | |
| Chorley | 50 | 75 | 18 | 48 | — | — | |
| Clitheroe | — | 32 | 5 | 22 | — | 4 | |
| Fylde | — | 65 | 8 | 53 | — | — | |
| Garstang | 20 | 51 | 13 | 43 | — | — | |
| Lancaster | — | 130 | 27 | 102 | — | — | |
| Limehurst | — | 39 | 10 | 29 | — | — | |
| Lunesdale | — | 35 | 13 | 22 | — | — | |
| Preston (a) | — | 114 | 21 | 89 | — | — | |
| Ulverston | — | 68 | 15 | 53 | — | — | |
| Warrington | — | 226 | 21 | 203 | — | 2 | |
| West Lancashire | 46 | 308 | 19 | 245 | — | — | |
| Whiston | 84 | 167 | 18 | 133 | — | 4 | |
| Wigan | 20 | 35 | 2 | 25 | — | — | |
| SOUTH EASTERN | | | | | | | |
| Kent (Part of) | | | | | | | |
| COUNTY BOROUGH | | | | | | | |
| Canterbury | 401 | 149 | 11 | 89 | 13 | 34 | |
| BOROUGHES | | | | | | | |
| Chatham | 203 | 136 | 26 | 96 | 1 | 4 | |
| Dartford | 100 | 257 | 14 | 183 | — | 57 | |
| Deal | 178 | 49 | 13 | 16 | 5 | 14 | |
| Dover | 460 | 77 | 40 | 26 | — | 8 | |
| Faversham | 50 | 35 | 7 | 27 | — | — | |
| Folkestone | 124 | 170 | 10 | 31 | 15 | 108 | |
| Gillingham | 292 | 211 | 32 | 138 | — | 31 | |

| Housing Authorities and Housing Associations—Permanent Housing | | | | | | | | | | |
|---|---|---------------------------------------|----------------------------|---------------|-----------------------------|----------------------------|---------------|------------------------------------|----------------|--------------------|
| Sites | | Houses and Flats | | | | | | | | Est. Pop. in 000's |
| Right of entry obtained development or house erection not yet begun (1) | Developed or under development house erection not yet begun (2) | New Dwellings except Aluminium Houses | | | Aluminium Houses | | | Rebuilding War Destroyed Dwellings | | |
| | | No. on tenders approved (3) | No. under construction (4) | Completed (5) | No. on tenders approved (6) | No. under construction (7) | Completed (8) | No. under construction (9) | Completed (10) | |
| — | 422 | 933 | 207 | 687 | — | — | — | — | 7 | 43 |
| — | 2 | 101 | 10 | 43 | — | — | — | — | — | 9 |
| — | 25 | 82 | 12 | 50 | — | — | — | — | — | 2 |
| — | 1,292 | 884 | 191 | 645 | — | — | — | 2 | — | 53 |
| — | 59 | 486 | 101 | 376 | — | — | — | — | — | 41 |
| 130 | 20 | 50 | 2 | 48 | — | — | — | — | — | 2 |
| — | 26 | 78 | 16 | 62 | — | — | — | — | — | 3 |
| — | 213 | 700 | 164 | 464 | 25 | — | 25 | — | 22 | 36 |
| 850 | 54 | 873 | 172 | 635 | — | — | — | — | 1 | 42 |
| — | 163 | 97 | 33 | 59 | — | — | — | — | — | 4 |
| — | 8 | 88 | 16 | 72 | — | — | — | — | — | 4 |
| — | 158 | 364 | 125 | 173 | — | — | — | — | — | 39 |
| — | 34 | 585 | 48 | 401 | — | — | — | — | 9 | 24 |
| — | 181 | 179 | 54 | 107 | — | — | — | — | — | 15 |
| — | — | 220 | 40 | 164 | — | — | — | — | — | 18 |
| — | 389 | 349 | 54 | 260 | — | — | — | — | — | 19 |
| 86 | — | 247 | 10 | 235 | — | — | — | — | — | 16 |
| — | 72 | 266 | 70 | 196 | — | — | — | — | 2 | 15 |
| 200 | 306 | 266 | 68 | 184 | — | — | — | — | — | 22 |
| — | 7 | 144 | 43 | 84 | — | — | — | — | — | 9 |
| — | 30 | 202 | 20 | 138 | — | — | — | — | — | 8 |
| — | 207 | 355 | 74 | 251 | — | — | — | — | — | 19 |
| — | 28 | 188 | 44 | 122 | — | — | — | — | — | 17 |
| 232 | 4 | 242 | 72 | 146 | — | — | — | — | 11 | 20 |
| 16 | 102 | 236 | 42 | 168 | — | — | — | — | 11 | 14 |
| 50 | 484 | 646 | 228 | 344 | — | — | — | — | — | 36 |
| — | 44 | 154 | 50 | 100 | — | — | — | — | — | 10 |
| 2 | 32 | 224 | 53 | 133 | — | — | — | — | — | 10 |
| — | 90 | 404 | 111 | 259 | 80 | — | 80 | — | — | 21 |
| 16 | 16 | 96 | 24 | 62 | — | — | — | — | — | 9 |
| 10 | — | 261 | 26 | 205 | — | — | — | — | — | 16 |
| — | 122 | 320 | 88 | 202 | — | — | — | — | — | 18 |
| 84 | 28 | 466 | 134 | 254 | — | — | — | — | — | 34 |
| — | — | 156 | 6 | 113 | — | — | — | — | — | 4 |
| 168 | — | 408 | 150 | 258 | — | — | — | — | — | 31 |
| — | 190 | 146 | 24 | 110 | — | — | — | — | — | 9 |
| — | 94 | 376 | 91 | 273 | — | — | — | — | — | 20 |
| 24 | 56 | 454 | 95 | 345 | — | — | — | — | — | 19 |
| 40 | 48 | 190 | 24 | 166 | — | — | — | — | — | 7 |
| 36 | 48 | 548 | 102 | 410 | — | — | — | — | — | 22 |
| — | 8 | 266 | 26 | 240 | — | — | — | — | — | 9 |

(a) See Note 9. Column (3) 16, Column (4) —, Column (5) 16.

(continued)

| Housing Authority | Temporary Houses Completed | Private Builders—Permanent Housing | | | | |
|--|----------------------------|--|--------------------|-----------|------------------------------------|-----------|
| | | Total No. on Licences and Approvals issued | New Dwellings | | Rebuilding War Destroyed Dwellings | |
| | | | Under construction | Completed | Under construction | Completed |
| Name | (13) | (14) | (15) | (16) | (17) | (18) |
| Kent (Part of)—cont. | | | | | | |
| BOROUGHES—cont. | | | | | | |
| Gravesend | 118 | 225 | 50 | 131 | 1 | 42 |
| Hythe | — | 46 | 5 | 16 | 2 | 21 |
| Lydd | 30 | 15 | 1 | 4 | 1 | 9 |
| Maidstone | 132 | 282 | 35 | 223 | — | 19 |
| Margate | 70 | 211 | 20 | 116 | 2 | 67 |
| New Romney | 20 | 14 | 6 | 6 | — | 1 |
| Queenborough | — | 3 | — | 3 | — | — |
| Ramsgate | 174 | 449 | 34 | 330 | — | 68 |
| Rochester | 450 | 189 | 23 | 64 | — | 83 |
| Sandwich | — | 39 | 1 | 36 | 1 | 1 |
| Tenterden | 10 | 50 | 3 | 44 | — | 3 |
| Tunbridge Wells (Royal Tunbridge Wells) | 100 | 52 | 10 | 30 | — | 5 |
| URBAN DISTRICTS | | | | | | |
| Ashford | 144 | 80 | 12 | 51 | 2 | 13 |
| Broadstairs and St. Peters | — | 94 | 13 | 72 | 1 | 5 |
| Herne Bay | 50 | 154 | 15 | 132 | — | 4 |
| Northfleet | 50 | 63 | 22 | 25 | — | 15 |
| Sevenoaks | — | 123 | 5 | 95 | 1 | 19 |
| Sheerness | 46 | 11 | 2 | 7 | — | — |
| Sittingbourne and Milton | 50 | 37 | 4 | 11 | 6 | 12 |
| Southborough | 30 | 26 | 7 | 19 | — | — |
| Swanscombe | 100 | 2 | — | 1 | — | — |
| Tonbridge | — | 93 | 18 | 69 | — | — |
| Whitstable | — | 193 | 15 | 156 | — | 18 |
| RURAL DISTRICTS | | | | | | |
| Bridge Blean | 12 | 132 | 14 | 100 | — | 13 |
| Cranbrook | — | 73 | 15 | 40 | — | 12 |
| Dartford | 150 | 264 | 25 | 217 | 2 | 20 |
| Dover | — | 69 | 17 | 46 | 2 | 2 |
| East Ashford | — | 86 | 10 | 68 | 1 | 3 |
| Eastry | 20 | 88 | 21 | 62 | — | 5 |
| Elham | — | 55 | 10 | 33 | — | 6 |
| Hollingbourn | 40 | 114 | 13 | 92 | — | 6 |
| Maidstone | — | 135 | 19 | 113 | — | 2 |
| Malling | 100 | 141 | 17 | 109 | — | 12 |
| Romney Marsh | — | 85 | 5 | 64 | 1 | 12 |
| Sevenoaks | 127 | 190 | 11 | 149 | 3 | 18 |
| Sheppey | 30 | 62 | 11 | 47 | — | 1 |
| Strood | 22 | 151 | 28 | 110 | — | 4 |
| Swale | 43 | 131 | 16 | 98 | — | 5 |
| Tenterden | 27 | 45 | 5 | 37 | 1 | 1 |
| Tonbridge (a) | 100 | 289 | 17 | 266 | — | 4 |
| West Ashford | — | 49 | 6 | 38 | 5 | — |

| Housing Authorities and Housing Associations—Permanent Housing | | | | | | | | | | |
|---|---|---------------------------------------|----------------------------|---------------|-----------------------------|----------------------------|---------------|------------------------------------|----------------|--------------------|
| Sites | | Houses and Flats | | | | | | | | Est. Pop. in 000's |
| Right of entry obtained development or house erection not yet begun (1) | Developed or under development house erection not yet begun (2) | New Dwellings except Aluminium Houses | | | Aluminium Houses | | | Rebuilding War Destroyed Dwellings | | |
| | | No. on tenders approved (3) | No. under construction (4) | Completed (5) | No. on tenders approved (6) | No. under construction (7) | Completed (8) | No. under construction (9) | Completed (10) | |
| — | 112 | 238 | 49 | 137 | — | — | — | — | — | 15 |
| — | 294 | 914 | 268 | 576 | — | — | — | 3 | — | 46 |
| — | 226 | 472 | 102 | 358 | — | — | — | — | — | 42 |
| — | 42 | 558 | 90 | 436 | — | — | — | — | 1 | 29 |
| 34 | 56 | 558 | 62 | 432 | — | — | — | — | 6 | 30 |
| 8 | — | 227 | 49 | 174 | — | — | — | — | — | 20 |
| — | 32 | 468 | 78 | 376 | 90 | — | 90 | — | 2 | 24 |
| — | 129 | 330 | 66 | 222 | — | — | — | — | — | 24 |
| — | 45 | 295 | 58 | 167 | — | — | — | — | — | 17 |
| — | 48 | 172 | 44 | 124 | — | — | — | — | — | 12 |
| — | 72 | 557 | 99 | 414 | — | — | — | — | — | 27 |
| 108 | 56 | 424 | 107 | 291 | — | — | — | — | 3 | 37 |
| 226 | — | 401 | 84 | 248 | — | — | — | — | — | 46 |
| — | 115 | 267 | 39 | 220 | — | — | — | — | — | 14 |
| 16 | 120 | 352 | 30 | 308 | — | — | — | — | — | 25 |
| — | 86 | 660 | 108 | 496 | — | — | — | — | — | 31 |
| 198 | 222 | 845 | 197 | 604 | — | — | — | — | 4 | 42 |
| 88 | 206 | 508 | 132 | 338 | — | — | — | — | — | 32 |
| 650 | 824 | 2,100 | 638 | 1,313 | — | — | — | — | 14 | 155 |
| 48 | 16 | 526 | 176 | 288 | — | — | — | — | 26 | 57 |
| — | 311 | 494 | 252 | 233 | — | — | — | — | 20 | 65 |
| — | 44 | 204 | 38 | 166 | — | — | — | — | — | 26 |
| — | 153 | 622 | 160 | 450 | — | — | — | — | — | 68 |
| — | 40 | 182 | 14 | 168 | — | — | — | — | — | 13 |
| — | 150 | 144 | 59 | 79 | — | — | — | — | — | 4 |
| — | — | 154 | 12 | 142 | — | — | — | — | — | 8 |
| 82 | 144 | 250 | 44 | 204 | — | — | — | — | — | 16 |
| — | 5 | 175 | 44 | 131 | — | — | — | — | — | 11 |
| 150 | 30 | 120 | 22 | 88 | — | — | — | — | 3 | 8 |
| — | 9 | 238 | 26 | 200 | — | — | — | — | — | 13 |
| 300 | 6 | 100 | 14 | 86 | — | — | — | — | 1 | 10 |
| 30 | 181 | 343 | 80 | 236 | — | — | — | — | — | 30 |
| — | 38 | 226 | 10 | 214 | — | — | — | — | — | 20 |
| — | 41 | 534 | 57 | 447 | — | — | — | — | — | 28 |
| 46 | 94 | 374 | 86 | 272 | — | — | — | — | — | 36 |
| — | 92 | 532 | 151 | 345 | — | — | — | — | — | 41 |
| — | — | 56 | — | 56 | — | — | — | — | — | 3 |
| — | 15 | 396 | 15 | 381 | — | — | — | — | — | 18 |
| 50 | 150 | 624 | 50 | 475 | — | — | — | — | — | 68 |

(a) See Note 9. Column (3) 28, Column (4) —, Column (5) 28.
 (b) See Note 9. " 17, " 7, " —.
 (c) See Note 9. " 24, " —, " —.
 (d) See Note 9. " 31, " 3, " —.
 (e) See Note 9. " 20, " 4, " 2.

(continued)

| Housing Authority | Temporary Houses Completed | Private Builders—Permanent Housing | | | | |
|-----------------------------|----------------------------|--|--------------------|-----------|------------------------------------|-----------|
| | | Total No. on Licences and Approvals issued | New Dwellings | | Rebuilding War Destroyed Dwellings | |
| | | | Under construction | Completed | Under construction | Completed |
| Name | (13) | (14) | (15) | (16) | (17) | (18) |
| Surrey (Part of) | | | | | | |
| BOROUGHES | | | | | | |
| Godalming | — | 85 | 15 | 69 | — | — |
| Guildford | 100 | 172 | 27 | 126 | — | 3 |
| Reigate | 100 | 201 | 14 | 160 | 3 | 21 |
| URBAN DISTRICTS | | | | | | |
| Caterham and Warlingham (c) | — | 292 | 14 | 208 | 14 | 52 |
| Chertsey | 100 | 272 | 18 | 240 | — | 10 |
| Dorking | — | 159 | 47 | 101 | — | 2 |
| Egham | — | 142 | 16 | 107 | — | 3 |
| Farnham | 100 | 161 | 14 | 143 | — | 1 |
| Frimley and Camberley | 48 | 78 | 17 | 53 | 1 | 5 |
| Haslemere | 100 | 60 | 7 | 52 | — | — |
| Leatherhead (d) | 50 | 494 | 33 | 419 | — | 42 |
| Walton and Weybridge | 100 | 271 | 18 | 228 | 2 | 18 |
| Woking | 101 | 287 | 23 | 248 | 4 | 9 |
| RURAL DISTRICTS | | | | | | |
| Bagshot | — | 142 | 20 | 120 | — | — |
| Dorking and Horley | — | 333 | 31 | 240 | 2 | 9 |
| Godstone | 85 | 180 | 30 | 132 | — | 8 |
| Guildford (b) | 150 | 272 | 40 | 211 | — | 16 |
| Hambledon | 43 | 172 | 28 | 125 | — | 2 |
| Sussex, East | | | | | | |
| COUNTY BOROUGHES | | | | | | |
| Brighton (e) | 500 | 578 | 89 | 427 | 11 | 25 |
| Eastbourne | 210 | 244 | 22 | 39 | 15 | 158 |
| Hastings | 80 | 204 | 25 | 61 | 17 | 89 |
| BOROUGHES | | | | | | |
| Bexhill | 80 | 124 | 4 | 73 | 14 | 32 |
| Hove | — | 271 | 21 | 180 | 1 | 58 |
| Lewes | 42 | 49 | 12 | 37 | — | — |
| Rye | — | 8 | 2 | 4 | — | — |
| URBAN DISTRICTS | | | | | | |
| Burgess Hill | — | 121 | 7 | 114 | — | — |
| Cuckfield | 67 | 114 | 14 | 99 | — | — |
| East Grinstead | 30 | 101 | 7 | 91 | — | — |
| Newhaven | — | 46 | 8 | 29 | — | 9 |
| Portslade-by-Sea | 18 | 61 | 7 | 48 | — | 3 |
| Seaford | 10 | 61 | 8 | 43 | — | 10 |
| RURAL DISTRICTS | | | | | | |
| Battle (a) | 100 | 252 | 24 | 176 | — | 27 |
| Chailey | 40 | 125 | 16 | 100 | — | 2 |
| Cuckfield | — | 245 | 20 | 213 | — | 1 |
| Hailsham | 30 | 240 | 20 | 191 | — | 21 |
| Uckfield | 50 | 199 | 25 | 160 | 2 | 10 |
| Sussex, West | | | | | | |
| BOROUGHES | | | | | | |
| Arundel | — | 18 | — | 18 | — | — |
| Chichester | 50 | 122 | 7 | 93 | — | 19 |
| Worthing | 153 | 402 | 23 | 306 | 3 | 57 |

APPENDIX B

| Housing Authorities and Housing Associations—Permanent Housing | | | | | | | | | | |
|---|---|---------------------------------------|----------------------------|---------------|-----------------------------|----------------------------|---------------|------------------------------------|----------------|--------------------|
| Sites | | Houses and Flats | | | | | | | | Est. Pop. in 000's |
| Right of entry obtained development or house erection not yet begun (1) | Developed or under development house erection not yet begun (2) | New Dwellings except Aluminium Houses | | | Aluminium Houses | | | Rebuilding War Destroyed Dwellings | | |
| | | No. on tenders approved (3) | No. under construction (4) | Completed (5) | No. on tenders approved (6) | No. under construction (7) | Completed (8) | No. under construction (9) | Completed (10) | |
| — | 77 | 221 | 10 | 191 | — | — | — | — | — | 26 |
| — | 23 | 314 | 47 | 267 | — | — | — | — | — | 17 |
| — | 154 | 154 | 34 | 116 | — | — | — | — | — | 14 |
| — | — | 180 | 60 | 120 | — | — | — | — | — | 12 |
| 82 | 12 | 193 | 62 | 131 | — | — | — | — | — | 11 |
| 116 | 44 | 622 | 52 | 550 | — | — | — | — | — | 20 |
| 10 | 221 | 610 | 151 | 453 | — | — | — | — | — | 41 |
| — | 75 | 535 | 84 | 441 | — | — | — | — | — | 27 |
| — | 124 | 268 | 86 | 132 | — | — | — | — | — | 16 |
| — | 42 | 108 | 62 | 44 | — | — | — | — | — | 10 |
| — | 104 | 366 | 104 | 262 | — | — | — | — | — | 29 |

(a) See Note 9, Column (3) 8, Column (4) —, Column (5) —.
 (b) See Note 9. „ 8, —, —.

(continued)

| Housing Authority | Temporary Houses Completed | Private Builders—Permanent Housing | | | | |
|---------------------------|----------------------------|--|--------------------|-----------|------------------------------------|-----------|
| | | Total No. on Licences and Approvals issued | New Dwellings | | Rebuilding War Destroyed Dwellings | |
| | | | Under construction | Completed | Under construction | Completed |
| Name | (13) | (14) | (15) | (16) | (17) | (18) |
| Sussex, West—cont. | | | | | | |
| URBAN DISTRICTS | | | | | | |
| Bognor Regis (a) | — | 229 | 16 | 186 | 9 | 17 |
| Horsham | — | 98 | 9 | 75 | 1 | 13 |
| Littlehampton | — | 39 | 3 | 26 | 1 | 3 |
| Shoreham-by-Sea | 30 | 127 | 14 | 111 | 1 | — |
| Southwick | 50 | 57 | 11 | 35 | — | 11 |
| RURAL DISTRICTS | | | | | | |
| Chanctonbury | 50 | 215 | 13 | 197 | — | 5 |
| Chichester | 25 | 180 | 29 | 132 | 5 | 7 |
| Horsham | 73 | 167 | 23 | 140 | 3 | — |
| Midhurst (b) | — | 81 | 25 | 49 | — | — |
| Petworth | — | 60 | 13 | 45 | — | — |
| Worthing | 18 | 265 | 18 | 223 | — | 15 |

INDEX

4297
F4T ml

| REGIONS | | PAGE | | PAGE |
|-----------------------|----|------|---|-------|
| East and West Ridings | .. | 8 | Isle of Ely | .. 27 |
| Eastern | .. | 20 | Isle of Wight | .. 39 |
| London | .. | 30 | Kent—part in London Region | .. 32 |
| Midlands | .. | 56 | Kent—part in South Eastern Region | 70 |
| Northern | .. | 2 | Lancaster | .. 66 |
| North Midlands | .. | 14 | Leicester | .. 16 |
| North Western | .. | 62 | Lincoln (Parts of Holland) | .. 16 |
| South Eastern | .. | 70 | Lincoln (Parts of Kesteven) | .. 16 |
| Southern | .. | 34 | Lincoln (Parts of Lindsey) | .. 18 |
| South Western | .. | 40 | London | .. 30 |
| Wales | .. | 48 | Merioneth | .. 54 |
| | | | Middlesex | .. 30 |
| | | | Monmouth | .. 54 |
| | | | Montgomery | .. 56 |
| | | | Norfolk | .. 26 |
| | | | Northampton | .. 18 |
| | | | Northumberland | .. 4 |
| | | | Nottingham | .. 20 |
| | | | Oxford | .. 38 |
| | | | Pembroke | .. 56 |
| | | | Radnor | .. 56 |
| | | | Rutland | .. 20 |
| | | | Salop (Shropshire) | .. 58 |
| | | | Soke of Peterborough | .. 20 |
| | | | Somerset | .. 44 |
| | | | Southampton (Hampshire) | .. 38 |
| | | | Stafford | .. 58 |
| | | | Suffolk (East) | .. 28 |
| | | | Suffolk (West) | .. 28 |
| | | | Surrey—part in London Region | .. 34 |
| | | | Surrey—part in South Eastern Region | 74 |
| | | | Sussex (East) | .. 74 |
| | | | Sussex (West) | .. 74 |
| | | | Warwick | .. 60 |
| | | | Westmorland | .. 6 |
| | | | Wilts | .. 46 |
| | | | Worcester | .. 62 |
| | | | York (North Riding)—in Northern Region | .. 6 |
| | | | York (East Riding)—in East and West Ridings Region | .. 8 |
| | | | York (West Riding)—in East and West Ridings Region | .. 10 |

ADMINISTRATIVE COUNTIES

Crown Copyright Reserved

LONDON

PRINTED AND PUBLISHED BY HIS MAJESTY'S STATIONERY OFFICE

To be purchased directly from H.M. Stationery Office at the following addresses:

York House, Kingsway, London, W.C.2; 13a Castle Street, Edinburgh, 2;

39 King Street, Manchester, 2; 2 Edmund Street, Birmingham, 3;

1 St. Andrew's Crescent, Cardiff; Tower Lane, Bristol, 1;

80 Chichester Street, Belfast

OR THROUGH ANY BOOKSELLER

1950

Price 1s 3d net

S.O. Code No. 32-370-12-49

PRINTED IN GREAT BRITAIN

