

THE
MINISTRY OF LABOUR
GAZETTE

PUBLISHED MONTHLY.

VOL. XXXII.—No. 12.]

DECEMBER, 1924.

[PRICE SIXPENCE NET.

EMPLOYMENT, WAGES, COST OF LIVING, AND TRADE DISPUTES IN NOVEMBER.

EMPLOYMENT.

EMPLOYMENT showed little change, on the whole, during November. There was a considerable further improvement in the cotton industry, but a marked decline in the tinplate trade; in other industries the changes recorded were generally slight.

Among the 11,500,000 workpeople insured against unemployment under the Unemployment Insurance Acts in Great Britain and Northern Ireland, the percentage unemployed at 24th November, 1924, was 11·0 compared with 11·1 at 27th October, and with 11·5 at 26th November, 1923. Among the members of those Trade Unions from which returns were received the percentage unemployed was 8·6 at the end of November, 1924, compared with 8·7 at the end of October, 1924. The total number of persons registered at Employment Exchanges in Great Britain and Northern Ireland as unemployed at 1st December, 1924, was approximately 1,233,000, of whom 942,000 were men and 231,000 were women, the remainder being boys and girls; at 27th October, 1924, the total was 1,247,000, of whom 943,000 were men and 235,000 were women; and at 26th November, 1923, it was 1,304,000, of whom 970,000 were men and 259,000 women.

Employment was good, on the whole, in the steel sheet, brick, carpet, and jute trades, and with most of the skilled operatives in the building trade; it was fairly good in the silk trade, with millsawyers, and in most branches of the printing trade; and fair in the furnishing, leather and pottery trades, and in certain sections of the metal trades. In the coal mining industry it was still slack; at iron and steel works and in the engineering and shipbuilding trades it continued bad.

WAGES.

In the industries for which statistics are available the changes in rates of wages reported in November resulted in an aggregate increase of about £50,000 in the weekly full-time wages of 690,000 workpeople, and in an aggregate reduction of about £3,500 in the weekly wages of over 60,000 workpeople.

The principal groups of workpeople whose wages were increased were coal miners in Yorkshire and the East Midland area, who received an advance of about 3 per cent. on current rates; steel smelters and millmen in various districts in England and Scotland, who received an advance equivalent to rather less than 1 per cent. on current rates; and workpeople employed in the textile bleaching, dyeing, printing, etc., trades, in Scotland and the North of England, whose weekly full-time wages were increased by amounts ranging, for men, from 1s. 6d. to 3s. 6d. (or rather more in some cases), and, for women, from 11d. to 2s. 2d. Other bodies of workpeople whose wages were increased included electrical cable makers, chain makers, metallic bedstead makers, carpet makers, brush and broom makers, employees in the non-trading services of Local Authorities in London, Lancashire, and Cheshire, and tramway workers in many districts.

Among the workpeople whose wages were reduced were tinplate makers in South Wales and Monmouthshire, who sustained a decrease equivalent to about 2 per cent. on current rates, and Siemens steel makers in South Wales, whose wages were reduced by over 1½ per cent. on current rates. Other classes of workpeople affected by reductions included iron ore miners in Cumberland and Furness, blastfurnace workers in Cumberland, Lincolnshire and Scotland, and coke and by-product workers in Durham.

During the eleven completed months of 1924, the changes reported to the Department have resulted in net increases equivalent to over £580,000 in the weekly full-time wages of 2,850,000 workpeople, and in net reductions of nearly £64,000 in those of 500,000 workpeople. In the corresponding period of 1923 there were net reductions of nearly £480,000 in the weekly full-time wages of 3,000,000 workpeople, and net increases of nearly £170,000 in the weekly wages of 1,200,000 workpeople.

COST OF LIVING.

At 1st December the average level of retail prices of the commodities taken into account in the statistics compiled by the Ministry of Labour (including food, rent, clothing, fuel and light, and miscellaneous items) was approximately 81 per cent. above that of July, 1914, as compared with 80 per cent. a month ago and 77 per cent. a year ago. The rise in the percentage between 1st November and 1st December was due to increases, partly seasonal, in the prices of food; for food alone the average increase over the pre-war level was 80 per cent. at 1st December, as compared with 79 per cent. a month ago and 76 per cent. a year ago.

The statistics are designed to indicate the average increase in the cost of maintaining unchanged the pre-war standard of living of working-class families. Accordingly, in making the calculations, the changes in the prices of the various items included are combined in proportions corresponding with the relative importance of these items in pre-war working-class family expenditure, no allowance being made for any changes in the standard of living.

TRADE DISPUTES.

The number of trade disputes involving stoppages of work reported to the Department as beginning in November was 40. In addition, 32 disputes which began before November were still in progress at the beginning of the month. The number of workpeople involved in all disputes in November (including workpeople thrown out of work at the establishments where the disputes occurred, but not themselves parties to the disputes) was approximately 15,000; the estimated aggregate duration of all disputes during November was about 134,000 working days.

During the first eleven months of 1924 the stoppages of work owing to trade disputes reported to the Department have involved approximately 597,000 workpeople, as compared with 386,000 workpeople involved in the first eleven months of last year. The aggregate duration of the stoppages in January to November, 1924, has been about 8,223,000 working days, as compared with about 10,535,000 days in the corresponding period of 1923.

OUTPUT, COSTS OF PRODUCTION AND PROCEEDS OF THE COAL MINING INDUSTRY.

STATISTICAL summaries* of the output and of the costs of production, proceeds and profits of the coal mining industry for the quarters ended 31st March and 30th June, 1924, prepared by the Mines Department, in continuation of similar statements, show that at undertakings which produced about 94 and 93 per cent., respectively, of the total quantity of saleable coal raised in each quarter, 67,047,657 tons of coal were raised in the first quarter and 61,552,868 tons in the second quarter, of which 61,201,718 tons and 56,299,463 tons, respectively, were disposable commercially. According to the Monthly Trade and Navigation Accounts, the total quantity of coal shipped for export was 20,052,036 tons in the March quarter and 19,777,054 tons in the June quarter.

The net costs, after deducting the proceeds of miners' coal, amounted to £54,638,638 and £53,980,250, equivalent to 17s. 10.26d. and 19s. 2.11d. per ton, and the proceeds of commercial disposals to £63,215,633 and £56,889,864, equivalent to 20s. 7.89d. and 20s. 2.51d. per ton. There was thus a credit balance of £8,576,945, or 2s. 9.63d. per ton in the March quarter, and of £2,909,614, or 1s. 0.40d. per ton in the June quarter. An analysis by districts shows that in the first period there were credit balances in all areas, ranging from 2.70d. to 3s. 9.32d. per ton. In the second quarter there were credit balances ranging from 1.27d. to 2s. 11.00d. per ton, in all districts except Cumberland, where there was a debit balance of 2s. 3.04d. per ton.

The numbers of workpeople employed in the two quarters were 1,111,280 and 1,107,457, the numbers of man-shifts worked were 75,390,164 and 70,417,149, and the numbers of man-shifts lost that could have been worked were 7,097,159 and 5,962,902. The average output per man-shift worked, based on the tonnage of saleable coal raised in the March quarter, was 17.79 cwt., the average for the districts ranging from 11.91 cwt. in the Bristol coalfield to 20.60 cwt. in the Yorkshire and East Midland area. In the June quarter the output was 17.48 cwt., the district figures ranging from 11.70 cwt. to 20.18 cwt. in the same districts. The average earnings per man-shift worked were 10s. 2.82d. and 10s. 11.12d., the principal district figures being as follows:—

	March Quarter.		June Quarter.	
	s.	d.	s.	d.
Scotland	10	11.24	11	3.94
Northumberland	10	0.54	10	3.73
Durham	10	1.83	10	5.40
Yorks. and E. Mids.	11	2.36	12	3.66
Lancs., Cheshire and N. Staffs.	8	10.42	9	7.17
S. Wales and Mon.	9	9.14	10	5.84

It may be noted that the figures for the June quarter include, to a partial extent, the increases in wage rates granted from 1st May, as a result of the adoption of the revised national agreement.

The following Table compares some of the more important figures in the returns with those given in the returns for previous quarters in 1922 and 1923. The figures given relate to Great Britain, and to undertakings producing 93 to 95 per cent. of the total amount of saleable coal raised in each period.

Quarter ended	Amount of saleable coal raised	Credit (+) or Debit (-) balance per ton†	No. of workpeople employed		Output per man-shift worked		Earnings per man-shift worked	
			s.	d.	Cwts.	s.	d.	
31st March, 1922	57,633,631	+1 1.62	1,020,207	18.23	11	0.18		
30th June, 1922	53,261,024	-0 0.17	1,025,592	17.80	10	2.51		
30th Sept., 1922	58,717,767	+1 1.00	1,027,853	17.94	9	3.97		
31st Dec., 1922	64,538,109	+1 6.39	1,068,594	18.10	9	5.23		
31st March, 1923	67,077,543	+2 5.32	1,087,733	18.25	9	7.72		
30th June, 1923	65,527,464	+3 2.64	1,102,380	17.90	9	9.77		
30th Sept., 1923	61,999,982	+1 0.22	1,108,259	17.42	10	7.20		
31st Dec., 1923	67,838,789	+1 11.53	1,120,204	17.76	10	3.33		
31st March, 1924	67,047,657	+2 9.63	1,111,280	17.79	10	3.33		
30th June, 1924	61,552,868	+1 0.40	1,107,457	17.48	10	11.12		

LONDON ADVISORY COUNCIL FOR JUVENILE EMPLOYMENT.

A CENTRAL Advisory Council for Juvenile Employment in London was appointed on the 5th March, 1924, and twenty-two Local Juvenile Advisory Committees have been established in various parts of London.

During the past six months work has been found for some 30,000 boys and girls within the Administrative County of London, in addition to an unknown number who entered employment direct, through the good offices of individual teachers or through home connections. The Council point out that the Advisory Committees, closely interlinked with each other, having the advantages of certain Juvenile Employment Exchanges acting as special clearing houses, guided by a common policy, are able to keep the whole problem of juvenile employment before all those concerned. The Juvenile Exchanges not only obtain knowledge as to the particular child's qualifications through the school conferences (at which the secretary of the

* Cmd. 2274 (March Quarter) and Cmd. 2283 (June Quarter). H.M. Stationery Office: price 2d. net each.

† Calculated on the quantity of coal disposable commercially.

‡ See the March issue of this GAZETTE (p. 78).

Juvenile Advisory Committee, or some other officer with an expert knowledge of the qualifications sought by employers is present), but they are in a position to counteract from the outset any false expectations which may have been raised in the minds of these boys and girls as to what may be waiting for them, regardless of their suitability.

During the last six months the staff of the Juvenile Exchanges has been augmented. A large number of visits have been paid, and employers generally welcome the interest which has been shown in the young persons in their employment.

MEMBERSHIP, INCOME, EXPENDITURE, AND FUNDS OF REGISTERED TRADE UNIONS IN 1923.

IN THE MINISTRY OF LABOUR GAZETTE for October, 1924, detailed statistics were given of the total membership of Trade Unions in Great Britain and Northern Ireland at the end of 1923 and in previous years, including, in addition to Trade Unions of employees registered under the Trade Union Acts, other associations of employees which, though not so registered, include among their objects the regulation of the conditions of employment of their members. The total number of all such societies, registered and unregistered, known to the Department at the end of 1923 was 1,135, and their total membership was approximately 5,400,000.

The Chief Registrar of Friendly Societies has now issued a Statistical Summary*, giving preliminary figures of the membership, income, expenditure and funds in 1923 and previous years of those Trade Unions in Great Britain which were registered under the Trade Union Acts. The figures given may be subject to adjustment in the Annual Report of the Chief Registrar relating to 1923.

Comparative figures for the years 1913, 1920, 1921, 1922 and 1923, extracted from this summary, are given below, the membership being shown to the nearest thousand, and the income, expenditure and funds to the nearest £1,000. It should be observed that the figures relate only to Great Britain, and that registered Trade Unions of employers, as well as Unions of workpeople and other employees, are included in the figures. The employers' Unions included, however, form only a small proportion of the total; e.g., in 1923 they numbered 93, with a total membership of less than 45,000, an aggregate income of £112,000, expenditure of £104,000, and funds of £136,000.

Registered Trade Unions in Great Britain.

	1913.	1920.	1921.	1922.	1923.
NUMBER OF UNIONS ON REGISTER AT END OF YEAR	616	656	621	607	583
NUMBER OF RETURNS RECEIVED†	603	664	631	599	583
MEMBERSHIP AT END OF YEAR	3,220	6,982	5,506	4,559	4,414
INCOME:—	Thousands of £.				
From Members	4,107	11,315	11,445	8,989	8,087
From Ministry of Labour (Unemployment Insurance and Administration Expenses)	102	312	7,832	5,449	2,649
From other sources	350	1,372	1,931	1,001	653
EXPENDITURE:—	Thousands of £.				
Unemployment, Travelling and Emigration Benefit	507	1,718	15,150	8,359	3,733
Dispute Benefit	447	3,219	3,427	1,428	721
Sick and Accident Benefit	704	748	980	910	783
Funeral Benefit	150	297	323	318	286
Other Benefits, including Superannuation and Grants to Members	522	723	861	817	934
Payments from Political Fund	7	185	160	268	238
Grants to Federations, Other Societies, etc.	207	1,687	721	494	403
Management and Other Expenses	1,136	4,363	4,504	3,857	3,308
TOTAL FUNDS:—	Thousands of £.				
At beginning of Year	5,648	15,917	15,869	11,021	9,907
At end of Year	6,507	15,975	10,950	10,008	10,889

In the following Table details are given of the aggregate membership, income, expenditure and funds in 1923 in each of a number of different groups of Trade Unions for which separate

* "Statistical Summary, showing the operations of Registered Trade Unions for the years 1912-1923." H.M. Stationery Office. Price 4d. net. The figures for 1923 are subject to revision in the Annual Report of the Chief Registrar of Friendly Societies (Part C, Trade Unions) for the year 1923.

† In some instances Returns were received from Unions removed from the Register during the year.

‡ The expenditure on Unemployment, Travelling and Emigration Benefit shown in this Table (e.g., £3,733,000 in 1923), represents the total amount paid by the Unions, including, in addition to the benefit chargeable to the funds of the Unions, the amounts disbursed by the Unions and recoverable from the Ministry of Labour under the Unemployment Insurance Acts. The total amount receivable each year from the Ministry of Labour on this account and in respect of administration expenses (e.g., £2,649,000 in 1923) is shown under "Income."

§ This sum includes funds transferred to the Amalgamated Engineering Union, but not brought into account until 1921. See income "from other sources" in that year.

¶ See preceding note §.

figures are published in the summary. The membership figures are given to the nearest 1,000, and the income, expenditure and funds to the nearest £1,000.

Group.	Unions on the Register.*	Membership at end of 1923.	Income	Expenditure.		Funds at end of 1923.
				Unemployment, Travelling, and Emigration Benefit.	Other Expenditure.	
Mining and Quarrying ..	99	Thou- sands. 823	£1,000's 1,778	£1,000's 211	£1,000's 990	£1,000's 1,109
Metals, Machines, Imple- ments and Conveyances	76	716	3,483	1,844	1,678	2,510
Textiles ..	68	230	586	292	217	1,209
Paper-making, Printing, etc.	21	131	527	216	269	494
Building, Decorating, etc.	30	355	1,307	559	756	712
Transport ..	24	601	1,122	76	795	2,554
Commerce and Finance	31	209	325	35	284	255
Other and General ..	141	1,304	2,149	500	1,581	1,910
† TOTAL of above Registered Employers' Associations ..	93	45	112	..	104	136
GRAND TOTAL ..	583	4,414	11,389	3,733	6,674	10,889

EMPLOYMENT OF EX-SERVICE MEN.

INDUSTRIAL TRAINING.

At 25th November, 1924, the number of men in training was 7,120 and the number awaiting training 2,649. Since 1st August, 1919, 88,065 men have terminated training.

NATIONAL SCHEME (KING'S ROLL).

The latest returns show that there are approximately 23,500 firms on the King's National Roll, the number of disabled ex-Service men employed by these firms being approximately 350,000.

OCCUPATIONAL STATISTICS FOR 1921: ENGLAND AND WALES.

A VOLUME of statistics has been issued relating to the occupations of the population of England and Wales in 1921,† as shown by the Census of Population of that year. It is stated in the preface to the volume that the new classification of occupations differs fundamentally from that of any previous census, chiefly in being purely occupational. Considerations of an industrial nature, which largely governed previous classifications, have on this occasion been left entirely to an independent classification by industries, which will be dealt with in a subsequent volume. It follows that little comparison can be made between the numbers returned under occupational headings in 1921 and at previous censuses. The principle upon which the classification is based is the nature of the work performed, though in the case of the productive occupations the nature of the material worked in has been embodied in the scheme as a factor essentially determining the character of the operations.

Out of a total of 13,901,103 males, aged 12 years and over, at the Census of 1921, 12,112,718 were returned as "occupied";‡ and of a total of 15,699,905 females, aged 12 years and over, 5,065,332 were returned as "occupied."§ The distribution over the various age groups was as follows:—

Age.	Males.		Females.	
	Occupied.	Unoccupied or retired.	Occupied.	Unoccupied or retired.
12 and 13	43,387	702,884	28,605	711,918
14 and 15	473,799	250,654	323,510	398,610
16 and 17	637,108	60,111	503,809	207,192
18 and 19	647,182	23,091	537,312	167,451
20-24	1,402,805	45,577	1,060,058	643,009
25-34	2,564,891	56,359	1,651,191	2,088,748
35-44	2,440,543	55,882	1,652,580	2,197,454
45-54	2,063,125	70,054	1,479,625	1,807,473
55-59	734,825	46,783	170,986	678,131
60-64	533,090	68,145	124,378	556,390
65-69	356,795	92,565	82,315	454,884
70 and over	215,162	315,705	50,463	723,713
Totals	12,112,718	1,788,390	5,065,332	10,634,473

Of the total returned as "occupied"‡ the numbers of em-

* In some instances Returns were received from Unions removed from the Register during the year.

† H.M. Stationery Office; price £1 4s. 0d. net.

‡ The persons included in this category are those returned as occupied in working for payment or profit. Members of private households mainly occupied in unpaid domestic duties at home are not included.

ployers, employees, and persons working on their own account were as shown below:—

	Males.	Females.	Total.
Employers ..	563,203	73,703	636,911
Employees ..	10,800,276	4,664,603	15,464,879
Workers on own account ..	749,239	327,021	1,076,260
Total ..	12,112,718	5,065,332	17,178,050

The numbers of occupied persons classified in each of 31 main occupational groups, were as follows:—

	Males.	Females.
Fishermen ..	23,808	166
Agricultural occupations ..	1,171,298	83,052
Mining and quarrying occupations ..	1,061,749	3,364
Workers in the treatment of non-metalliferous mine and quarry products (excluding workers in gas works) ..	25,814	1,885
Makers of bricks, pottery and glass ..	92,144	42,041
Workers in chemical processes; makers of paints, oils, etc.	59,254	15,729
Metal workers (not electro-plate or precious metals) ..	1,540,235	109,074
Workers in precious metals and electro-plate ..	29,439	15,234
Electrical apparatus makers and fitters (not elsewhere enumerated) and electricians ..	143,795	20,404
Makers of watches, clocks and scientific instruments ..	24,201	2,445
Workers in skins and leather, and makers of leather and leather substitute goods (not boots or shoes) ..	55,832	21,252
Textile workers ..	371,964	603,964
Makers of textile goods and articles of dress ..	288,673	548,013
Makers of foods, drinks and tobacco	193,482	100,594
Workers in wood and furniture ..	496,805	26,590
Makers of and workers in paper; printers, bookbinders, photo-graphers, etc.	168,518	109,853
Builders, bricklayers, stone and slate workers; contractors ..	503,535	1,743
Painters and decorators (not pottery)	204,811	2,863
Workers in other materials ..	32,867	24,013
Workers in mixed or undefined materials (not elsewhere enumerated) ..	100,763	25,131
Persons employed in gas, water and electricity undertakings (not elsewhere enumerated) ..	48,251	388
Persons employed in transport and communication ..	1,420,593	63,550
Commercial, finance and insurance occupations (excluding clerks) ..	1,063,120	496,056
Persons employed in public administration and defence (excluding professional men and typists) ..	442,325	71,381
Professional occupations (excluding clerical staff) ..	306,830	359,982
Persons employed in entertainments and sports ..	67,305	27,981
Persons engaged in personal service (including institutions, clubs, hotels, etc.) ..	339,944	1,676,425
Clerks and draughtsmen (not Civil Service or Local Authority); typists ..	568,054	429,695
Warehousemen, storekeepers and packers ..	222,269	128,710
Stationary engine drivers, dynamo and motor attendants ..	156,281	2
Other and undefined workers ..	883,779	48,222
Total ..	12,112,718	5,065,332

Statistics of occupations in six of the principal industrial areas of England and Wales are also included in the volume. The distribution of the occupied males and females, aged 12 years and over, in these six areas is shown in the following Table:—

Area.	Total occupied, aged 12 years and over.	
	Males.	Females.
Greater London	2,298,903	1,190,197
Lancashire and parts of Cheshire and Derbyshire	1,851,544	948,213
Yorkshire, West Riding, with the City of York ..	1,093,526	450,885
North-East Coast ..	774,597	186,077
Birmingham and district ..	643,653	288,862
South Wales ..	605,127	122,517

The volume also includes detailed statistics relating to the marital condition of the occupied population; the former occupations of the retired population; the occupations or former occupations of inmates of poor law institutions, homes, etc., for lunatics, and prisons; and the occupations of the foreign-born population.

PROCEEDINGS OF JOINT INDUSTRIAL COUNCILS AND INTERIM INDUSTRIAL RECONSTRUCTION COMMITTEES IN NOVEMBER.

DURING the five weeks ended 29th November, 11 meetings of Joint Industrial Councils and Interim Industrial Reconstruction Committees were reported to the Ministry of Labour.

Two matters in dispute between a London firm and their workpeople were considered by the *Lead Manufacturing* Joint Industrial Council, and a settlement was arrived at in each case.

The Executive Committee of the Joint Industrial Council for the *Coir Mat and Matting Industry* met at the request of the Labour side of the Council, who desired to ascertain certain particulars regarding the position of trade in the industry. It was decided to report the result of the discussion to an early meeting of the full Council.

The National Joint Industrial Council for the *Tramway Industry* resolved to adopt the report of the Special Tribunal* and to recommend constituent undertakings to put the Report into operation as and from the 18th November, 1924.

At a meeting of the National Joint Industrial Council for the *Electricity (Supply) Industry*, the Council decided to put into operation certain recommendations contained in the Report of the Special Tribunal† concerning the recent application for a national increase in wages.

Discussion took place on coopers' rates of pay at a meeting of the *Cooperage* Joint Industrial Council.

The National Joint Industrial Council for *Local Authorities' Non-Trading Services (Manual Workers)* decided to hold a conference representing the National and Provincial Councils to consider, *inter alia*, draft revisions of the functions of the National and Provincial Councils, and the desirability of a common form of sliding scale agreement amalgamating the best points in the existing provincial sliding scale agreement.

At the meeting of the *Optical Instrument* Interim Industrial Reconstruction Committee the question of wages agreement was discussed.

SWISS CENSUS OF FACTORIES.

THE volume which is the subject of the present notice embodies the results of a census of Swiss factories undertaken by the Federal Bureau of Statistics. This census is the sixth of its kind, the first having been undertaken in the year 1882, and reflects the conditions prevailing on 26th September, 1923. The reports for all six censuses have been compiled from particulars furnished by the Federal Factory Inspection Service. The interval between the fifth census (of 1911) and the latest (of 1923) is remarkable for the war and the succeeding severe economic depression, which combined to bring about considerable changes in the industrial economy of Switzerland.

The number of establishments registered as "factories"‡ increased from 7,785 in 1911 (the date of the preceding census) to 7,941 in 1923, or by 2 per cent., while the number of workpeople rose from 328,841 in 1911 to 337,403 in 1923, an increase of 2.6 per cent. Of the total number of workpeople in 1911 39.4 per cent. were women and girls, and of those employed in 1923 38.2 per cent. During the war period a considerable rise took place in the number of women employed in Swiss factories, but no data sufficiently accurate for reproduction in the report are available on this point.

A section of the report is devoted to the question of the hours of labour worked in Swiss factories. The following Table summarises the particulars collected:—

Weekly Hours of Labour.	Percentage of Total	
	Factories.	Workpeople
Less than 48	11.4	10.2
48	57.4	59.2
Over 48 to 50	5.8	3.5
Over 50 to 52	22.0	25.8
Over 52	3.4	1.3

It should be observed that at the date of the census industry in Switzerland was passing through a period of abnormal depression. No less than 309 factories were reported as closed on 26th September, 1923; in 249 of these cases the economic crisis was given as the cause and in 35 cases liquidation or proceedings in connection therewith.

* See the November issue of this GAZETTE, page 393.

† See the November issue of this GAZETTE, page 392.

‡ *Statistique Suisse des Fabriques du 26 Septembre, 1923.* Bureau Fédéral de Statistique, Berne.

§ The term "factory" under the Swiss Federal Factory Act of 18th June, 1914, is held to cover (a) industrial establishments making use of power and employing at least six workpeople; (b) industrial establishments, not making use of power, which employ a minimum of six persons, of whom one at least is under 18 years of age; (c) industrial establishments, not making use of power and not employing juveniles under 18 years of age, in which at least eleven workpeople are employed; (d) industrial establishments in which the number of workpeople employed is less than the limits laid down in (a), (b) and (c), but which are exceptionally dangerous to the health or life of persons employed, or which by their method of operation or organisation are manifestly of the nature of factories.

The following are also held to be "factories" provided that at least three workpeople are employed:—(a) cereal mills, (b) gas works, (c) electrical power generating, transforming and distributing works. Matchmaking works come within the scope of the Act whatever number of workpeople be employed, as also do embroidery workrooms in which machines are used.

EMPLOYMENT EXCHANGES IN SWITZERLAND: NEW ORDER.*

IN pursuance of the Federal Decree of 3rd February, 1922, authorising the ratification—which took place on 9th October, 1922—of the Washington Convention concerning unemployment, the Swiss Federal Council has issued an Order, dated 11th November, 1924, which is intended to bring the Swiss public employment exchange service into conformity with that Convention.

Each canton must establish within its territory a public employment exchange service, with a number of employment exchanges proportional to its needs, and a Central Cantonal Exchange; or a common central exchange may, with the consent of the Federal Department of Public Economy, be set up to serve several cantons. The Federal Labour Office will act as a central office for the whole country, and will exercise supreme control over the service.

A public employment exchange must (a) cover all trades; (b) be free of charge, except when expense is incurred on a special inquiry on behalf of any person; (c) be impartial in its direction and management; (d) have a consultative committee consisting of an equal number of employers and workers; and (e) draw the attention of persons requiring its services to any strike, lock-out or boycott that may exist in the particular trade at the time of the inquiry.

The Federal Department of Public Economy will issue the necessary instructions for the working of the public employment exchange service, and for the co-ordination of the operations of the latter with those of private free employment exchanges. In the case of certain classes of employment (not specified in the Order) it may entrust to joint trade employment exchanges the duties that would otherwise fall to the public employment exchange service.

UNEMPLOYMENT INSURANCE IN SWITZERLAND: NEW ACT.†

AN Act dated 17th October, 1924, has for its object the placing of the system of subsidising voluntary unemployment insurance funds in Switzerland on a permanent basis. Hitherto, these funds have received a subsidy, voted from year to year, amounting to 30 per cent. of the benefits paid out. For the future, the amount of the subsidy is fixed at 40 per cent. of the benefits paid out in the case of funds set up by public authorities and by joint bodies of employers and workers, and at 30 per cent. in the case of other funds, *e.g.*, those established by trade unions. These rates may be increased temporarily by 10 per cent.

To be entitled to subsidy, an unemployment insurance fund must conform to the regulations laid down in the new Act. Its sole object must be the relief of unemployment, and it must not be carried on for gain. It must keep strict accounts, and have precise rules regarding contributions and benefits. The maximum for the latter is fixed at 60 per cent. of the normal daily wage for persons with dependants and at 50 per cent. for persons without dependants.

To be entitled to benefit under the rules of a fund, an unemployed person must have (a) lost his work through no fault of his own; (b) registered at a public employment exchange, and have found no suitable work; (c) produced a certificate from his last employer, stating the cause of his discharge; and (d) been a member of the fund and paid contributions for 180 days. The payment of benefit cannot start until three days after registration at a public employment exchange, nor can it be continued for more than 90 days in any 360. The Federal Council may, however, extend this period in times of prolonged depression. No benefit is paid to a person who is out of work as a result of a collective stoppage of work, either during the continuance of such stoppage or for thirty days thereafter; nor to a person incapacitated for work, during the period of his incapacity.

Benefit in respect of partial unemployment may be paid under the same conditions as for total unemployment. In this event, benefit plus wages must not exceed 80 per cent. of the normal wage in the case of persons with dependants, and 70 per cent. in the case of others. Benefit in respect of partial unemployment ceases when the amount represented by 90 days' full benefit has been exhausted in a period of 360 days.

An unemployed person forfeits all right to benefit (a) if he does not accept suitable work when it is offered to him, or if he himself is to blame for his failure to find work; (b) if he does not comply with the regulations; and (c) if he makes a false declaration in order to obtain benefit to which he is not entitled.

As previously stated in this GAZETTE,‡ this system of subsidising unemployment insurance funds is intended to replace the "dole" system, which was abolished in June last. The new Act is subject to the usual provision as to referendum (or *délai d'opposition*), the period for which expires on 19th February, 1925. If there is no popular vote against it, the Act will come into force in the early part of next year.

* *Recueil des Lois Fédérales*, 19th November, 1924.

† *Feuille Fédérale*, 22nd October, 1924.

‡ See this GAZETTE for July, 1924, page 240.

UNEMPLOYMENT INSURANCE IN GERMANY: INCLUSION OF SEAMEN.

AN Act* was passed on 7th September authorising the Government to include seamen in the system of unemployment allowances now in force. The necessary administrative regulations are laid down in an Order† dated 30th October, the most important provisions of which are as follows:—

1. *Eligibility.*—Unemployed persons who, during the 12 months prior to their requiring assistance, had been employed for at least three months on sea-going vessels (excluding deep-sea fishing craft), and had not been compulsorily insured against sickness, fall within the scope of the regulations, provided they are not in receipt of a higher yearly rate of pay (excluding family allowances) than the maximum laid down in paragraph 165A of the Federal Insurance Regulations.

2. *Contributions.*—Contributions are payable by seamen and shipowners in equal proportions to a Seamen's Insurance Fund, to which each commune also contributes to the extent of one-ninth of the total expenditure incurred in its respective Employment Exchange district in the payment of unemployment insurance benefit to seamen.

3. *Employment Agencies.*—The placing and registration of unemployed seamen will be carried out by local Employment Exchanges, in conjunction with mercantile marine employment agencies, if necessary.

These regulations came into force on 1st November, 1924, and are valid until 31st March, 1925.

EARNINGS AND HOURS OF LABOUR IN THE UNITED STATES.

FOUNDRIES AND MACHINE SHOPS IN 1923.

THE United States Bureau of Labour Statistics made an enquiry in the spring of 1923 into earnings and hours of labour in representative foundries and machine shops, and have now published the results.‡ Particulars as to hours and earnings were obtained in respect of 32,166 foundry workers and of 58,914 machine shop workers employed in 351 foundries and 429 machine shops. These were operated by 548 different establishments situated in 23 States.

The foundries covered by the enquiry were engaged principally in the production of castings which go to machine shops of the kind investigated. The latter shops were producing stationary engines, machines for saw-mills, cotton ginning and textile factories, pipe line equipment, steam shovels, elevators and hoists, ice-making machinery, canning machinery, dredging and mining equipment, printing presses and other machinery of like character.

The following Table shows for five of the most important occupations in foundries, and for six in machine shops, the average full-time hours per week and earnings per hour and per week at the period of the investigation:—

I. FOUNDRIES.

Occupation.	Sex.	Number of establishments.	Number of employees.	Average full time hours per week.	Average earnings per hour		Average full time earnings per week§	
					s. d.	£ s. d.		
Clippers and rough grinders ..	Male	319	2,923	52.5	2 0	5 4 4		
Core makers ..	Female	22	252	51.4	2 11	7 11 7		
Moulders, hand, bench ..	Male	262	2,379	51.3	2 10	7 10 7		
Moulders, hand, floor ..	"	346	4,904	51.2	3 1	7 19 6		
Pattern makers ..	"	283	1,314	51.1	3 2	8 4 0		
All occupations ..	Male	351	31,856	52.4	2 5	6 5 5		
" ..	Female	22	310	49.3	1 9	4 5 2		
All occupations: Both sexes ..	—	351	32,166	52.4	2 5	6 4 11		

II. MACHINE SHOPS.

Drill press hands and operators ..	Male	350	3,634	50.8	2 3	5 14 5	
" ..	Female	5	33	49.5	1 9	4 6 9	
Fitters and bench hands ..	Male	271	4,721	49.9	2 8	6 11 4	
" ..	Female	4	60	49.0	1 10	4 7 11	
Lathe hands and operators, engine Machinists ..	Male	347	4,421	50.9	2 8	6 17 8	
" ..	"	331	2,952	50.0	2 11	7 5 11	
Milling machine hands and operators ..	"	268	1,938	50.0	2 7	6 9 3	
Planer hands and operators ..	"	272	1,339	50.6	2 10	7 3 5	
All occupations ..	Male	429	58,506	50.8	2 5	6 1 7	
" ..	Female	19	408	49.1	1 7	3 16 10	
All occupations: Both sexes ..	—	429	58,914	50.8	2 5	6 1 4	

* *Reichsarbeitsblatt*, 16th September, 1924.

† *Reichsarbeitsblatt*, 1st November, 1924.

‡ *Bulletin of the U.S. Bureau of Labour Statistics*, No. 362. *Wages and Hours of Labour in Foundries and Machine Shops in 1923.* Washington, September, 1924.

§ The amounts given in the report have been converted at the average rate of exchange for February, March and April, 1923, *viz.*, 4.68 dollars to the £.

From the above Table it will be observed that the average full-time hours per week of all workers in foundries were 52.4 for men and 49.3 for women, and in machine shops 50.8 for men and 49.1 for women. The predominating hours were 48 or 54 per week in foundries and 48 or 50 in machine shops. The average earnings per hour in foundries were 2s. 5d. for men and 1s. 9d. for women, and in machine shops 2s. 5d. for men and 1s. 7d. for women. The average full-time weekly earnings were £6 5s. 5d. for men and £4 5s. 2d. for women in foundries and £6 1s. 7d. for men and £3 16s. 10d. for women in machine shops.

WORKING HOURS IN THE SERB-CROAT-SLOVENE KINGDOM.*

THE late Government of the Serb-Croat-Slovene Kingdom, before relinquishing office, issued four Orders, dated 18th October, 1924, concerning working hours in commercial, industrial and handicraft undertakings. These Orders are based on the powers granted to the Minister of Social Affairs either by the Workers' Protection Act of 23rd February, 1922—which laid down a general 8-hour day or 48-hour week for industrial and mining undertakings, and an 8 to 10 hour day for other undertakings—or by the Regulations issued under the Act.

(1) The hours for handicraft undertakings are fixed at a maximum of 10 a day or 60 a week, except in blacksmiths' shops, printing works, etc., where a limit of 48 hours a week is set, and in woodworking and other shops specified in the Order, where the limit is 9 hours daily and 54 hours weekly.

(2) The second Order regulates the hours of business of shops on ordinary days, and their closing on holidays and Sundays.

(3) The hours for commercial undertakings are fixed generally at 9 a day or 54 a week. Banks, insurance companies, etc., are, however, limited to 8 hours daily and 48 hours weekly; while the hours in shops for the sale of foodstuffs, etc., and in the transport industry are fixed at a maximum of 10 a day and 60 a week.

(4) The fourth Order contains a Code of Regulations for securing the vote of the workers in industrial and mining undertakings on overtime proposals made by the employers. According to section 6 of the Workers' Protection Act, such overtime is limited to one hour daily in mining and two hours daily in other undertakings. Four-fifths of the workers employed must give their consent thereto by secret ballot, and the decision is valid for not more than three months.

WAGES AND SALARIES IN SWEDEN, 1913-1923.†

IN the issue of this GAZETTE for August last a summary was given of the preliminary results of an investigation made by the Swedish Department of Social Affairs into wages and salaries for the period 1913 to 1923. A definitive report has now appeared, which corrects and supplements the statistics published in the preliminary statement. The information relating to administrative employees and industrial manual workers is based on returns made by employers, and that relating to workers in handicrafts and in domestic and hotel and restaurant service on information supplied by the Employment Exchanges.

The following is a summary of the chief results of the investigation:—

(a) Non-Manual Workers in Private Concerns.

The non-manual workers covered by the enquiry are divided into three groups, *viz.*, technical employees, office employees and shop assistants. The following Table shows the number of persons in each group, the average yearly salaries in 1923, and the percentage increase or decrease in 1923 as compared with 1913 and 1922.

Group.	No. of persons covered by enquiry.	Average yearly income in 1923.£	Increase (+) or decrease (—) in income in 1923 as compared with		
			1913.	1920.	1922.
			Per cent.	Per cent.	Per cent.
Technical employees.		£			
Male	9,342	328	+ 81	— 14	— 7
Female	304	165	+ 137	+ 2	No change
Office employees.					
Male	22,176	264	+ 97	— 16	— 5
Female	9,643	164	+ 124	— 11	— 7
Shop assistants.					
Male	3,367	176	+ 130	— 15	— 3
Female	4,191	126	+ 146	— 11	— 5
Total (Male)	34,885	273	+ 100	— 16	— 7
(Female)	14,138	152	+ 132	— 11	— 8

* Based on a despatch, dated 12th November, 1924, together with translations of the Orders referred to, from H.M. Representative at Belgrade.

† *Societal Meddelanden*, No. 10, 1924. Stockholm.

‡ *i.e.*, workers employed by bakers, painters, plumbers, etc., carrying on business on a small scale.

§ The rates for 1923 in this and the following tables have been calculated by converting the Swedish currency at the average of the exchange rates for the first day of each month during 1923. In making comparisons with other years the percentages are based on a comparison of the rates in Swedish currency.

(b) Manual Workers in Industry, Commerce and Transport.

The following Table summarises the results of the enquiry as regards manual workers. (The number of workers covered by the returns was 239,688.)

Age and Sex*	Yearly earnings.	Increase (+) or decrease (-) in 1923 as compared with			Daily earnings.	Increase (+) or decrease (-) in 1923 as compared with		
		1913.	1920.	1922.		1913.	1920.	1922.
		£	Per cent.	Per cent.		s. d.	Per cent.	Per cent.
Men over 18.	144	+ 100	- 31	- 3	10 7	+ 111	- 31	- 4
(a) ..	153	+ 112	- 27	- 2				
Women over 18.	86	+ 120	- 30	- 1	6 5	+ 136	- 30	- 6
(a) ..	88	+ 132	- 29	- 2				
Persons under 18.	54	+ 92	- 36	+ 2	4 3	+ 108	- 34	- 4
(a) ..	56	+ 98	- 34	+ 1				
Sex not distinguished.	107	+ 71	- 34	- 3				
(a) ..	111	+ 77	- 32	- 1				
Average all workers.	129	+ 103	- 32	- 3	9 6	+ 114	- 31	- 5
(a) ..	134	+ 112	- 28	- 3				

The following Table gives for certain of the industries included in the investigation the average yearly and hourly earnings in 1923, distinguishing in the latter case normal time and piece rates from rates which include overtime, payment in kind, etc. The Table also shows the percentage rise as compared with 1913 (yearly earnings only) and 1922.

Industry.	Yearly Earnings, 1923.		Hourly Earnings, 1923†.						
	Amt.	Rise (+) or fall (-) since 1913.	Time Workers.	Piece Workers.	All Workers (including Overtime, Payment in Kind, etc.)		Rise (+) or fall (-) since 1922.	Per cent.	
					Amt.	Rise (+) or fall (-) since 1922.			
Iron, steel and copper works	93	+ 36	- 18	10½	+ 4	1 1	- 5	1 0½	- 2
Men ..	136	+ 94	- 1	6½	- 10	1 4½	- 2	1 2½	- 5
Women ..	69	+ 122	- 6	6½	- 8	1 0½	- 6	7½	- 9
Engineering ..	146	+ 89	- 8	1 1½	- 9	1 4½	- 9	1 3½	- 11
Men ..	103	+ 164	+ 1	9	- 4	1 0½	‡	1 1½	+ 1
Women ..	159	+ 141	+ 12	1 2½	- 6	1 5½	+ 3	1 4½	‡
Electrical ..	90	+ 98	- 2	8½	- 8	9½	- 14	9½	- 12
Men ..	115	+ 89	+ 6	11½	+ 5	1 2	+ 3	1 1½	+ 3
Women ..	72	+ 77	+ 3	6½	+ 9	1 9	+ 2	8½	+ 4
Pottery, stone and glass etc.	117	+ 107	+ 8	11½	+ 1	1 1½	+ 3	1 1½	+ 3
Men ..	76	+ 133	- 3	9	- 18	8½	- 5	9	- 16
Women ..	135	+ 80	- 4	1 3	- 3	1 2	+ 1	1 3	‡
Paper and Printing ..	88	+ 122	+ 6	9½	- 11	8½	- 9	9½	- 8
Men ..	166	+ 108	- 12	1 3½	- 14	1 9½	- 15	1 4½	- 15
Women ..	96	+ 124	- 6	1 10	- 13	1 11½	- 15	1 10½	- 14
Textile and clothing ..	132	+ 105	- 1	1 0½	- 4	1 2	- 4	1 1½	- 4
Men ..	84	+ 126	- 1	8½	- 7	9	- 3	9	- 4
Women ..	154	+ 110	+ 6	1 2	- 6	1 5½	- 2	1 4½	- 3
Leather and India rubber ..	93	+ 117	+ 6	9½	- 3	10½	- 3	10½	- 3
Men ..	134	+ 99	+ 3	1 2	- 7	1 4½	- 4	1 3	- 7
Women ..	72	+ 104	‡	8½	- 11	9½	- 7	9½	- 9
Chemicals ..	189	+ 109	+ 5	1 4½	- 12	2 3½	- 7	1 8	- 8
Men ..	121	+ 97	+ 14	1 1½	- 12	2 3½	- 1	1 1½	- 10
Women ..	185	+ 145	- 7	1 11½	- 12	1 11½	- 6	1 6½	- 9
Power, light and water ..	100	+ 170	+ 23	9½	- 12	1 0½	- 26	9½	- 13
Men ..	170	+ 138	- 9	1 4½	- 9	1 9½	- 12	1 5½	- 11
Women ..	103	+ 188	- 7	10½	- 1	1 0	- 14	11½	- 9
Commerce ..	165	+ 135	- 1	1 1½	- 3	1 8½	- 5	1 5½	- 3
Men only ..	144	+ 100	- 3	1 2	- 7	1 4½	- 1	1 3½	- 5
Women ..	86	+ 129	- 1	9½	- 10	9½	- 4	9½	- 5

In order to enable a comparison to be made between the movement of wages and the cost of living the following Table is given, showing by index numbers the rise since 1913 in most of the years covered by the statistics.

	Index Numbers (1913 = 100).							
	1914.	1915.	1917.	1918.	1920.	1921.	1922.	1923.
Cost of living ..	102	115	162	225	269	241	195	177
Daily earnings ..	102	108	146	207	309	305	223	213
Yearly earnings ..	100	107	143	200	294	271	(a) 208 (b) 218	(a) 203 (b) 212

(c) Handicrafts, Transport, Restaurant and Domestic Service.

The following Table shows (1) the rates paid in certain years for a week of 48 hours, excluding overtime, to various groups of artisans (adult male workers when not otherwise described); and (2) the monthly wages, exclusive of board and lodging, of various workers in hotel, restaurant and domestic service.

Occupation.	Weekly rates, 1923.	Increase (+) or decrease (-) in 1923 as compared with			
		1914.	1920.	1921.	1922.
		s. d.	Per cent.	Per cent.	Per cent.
(1) Handicrafts and Transport.					
Stone cutters ..	56 11	+ 75	- 34	- 27	- 6
Plumbers ..	62 8	+ 93	- 36	- 34	- 5
Cabinet makers ..	55 9	+ 100	- 29	- 9	0
Masons ..	63 10	+ 72	- 39	- 35	- 4
Woodworkers (building trade) ..	59 2	+ 82	- 41	- 38	0
Painters ..	65 0	+ 87	- 32	- 29	- 3
Tailors (Men's tailoring) ..	61 6	+ 104	- 32	- 23	- 2
Shoemakers ..	49 11	+ 105	- 44	- 36	- 9
Bakers ..	73 2	+ 133	- 24	- 22	- 3
Dock workers ..	61 6	+ 71	- 29	- 23	- 5
Vanmen and carters ..	46 5	+ 100	- 38	- 29	- 7
Washers and ironers (women) ..	31 4	+ 108	- 23	- 10	- 4
Errand boys ..	17 5	+ 150	- 29	- 12	- 6
(2) Hotel, restaurant and domestic service.					
Hotel servants (male) ..	68 6	+ 111	- 28	- 20	- 5
Hotel cooks (women) and scullery maids ..	42 11	+ 106	- 29	- 16	- 8
Housekeepers ..	53 5	+ 109	- 26	- 13	- 2
Housemaids ..	38 4	+ 106	- 23	- 11	- 3
Generals ..	40 6	+ 119	- 27	- 15	- 3
Cooks (women) ..	40 6	+ 94	- 22	- 10	- 3

(d) Wages in Industries working mainly for the Home Market and Industries working mainly for Export.

The following Table shows the average yearly and hourly earnings of adult male workers in 1923, and also the percentage increase in 1920, 1921, 1922 and 1923 over earnings in 1913, distinguishing, so far as possible, between persons engaged in working for the home and for foreign markets§.

	Average Annual earnings of male workers in 1923.	Increase as compared with 1913.				Average hourly earnings of male workers in 1923.	Increase as compared with 1913.			
		1920.	1921.	1922.	1923.		1920.	1921.	1922.	1923.
		£	Per cent.	Per cent.	Per cent.		s. d.	Per cent.	Per cent.	Per cent.
All industries ..	144	192	174	108	101	1 3½	204	264	162	149
Export industries ..	118	193	152	79	69	1 2½	196	247	131	129
Home industries ..	157	193	184	120	116	1 4½	211	271	178	160
Industries working both for export and home markets ..	130	177	156	92	81	1 2½	202	266	145	132

GHENT CO-OPERATIVE AND SOCIAL WELFARE EXHIBITION.

DISPLAY OF MINISTRY OF LABOUR EXHIBIT. At the Ghent Co-operative and Social Welfare Exhibition, 15th June to 15th September, 1924, the British Ministry of Labour displayed a series of documents and photographs to illustrate the working of the British Unemployment Insurance System, Employment Exchanges, Trade Boards and the Industrial training of Disabled Ex-Service Men, together with a series of charts, diagrams and maps illustrating some of the principal British statistics relating to industry and labour.

A public display of these exhibits is being held at the Ministry of Labour, Montagu House, Whitehall, during the week ending December 20th, to which an open invitation is given to all persons interested in labour administration and statistics.

* (a) = all undertakings; (b) = undertakings in which at least 250 days were worked in the year under review.
 † The particulars given in the source do not permit of a comparison with 1913, such as is given in the case of yearly earnings.
 ‡ No change.
 § In 1913 of the 130,029 workers covered by the returns, 32.3 per cent. were working for export, 56.9 per cent. for the home markets, and 10.8 per cent. in undertakings engaged in both kinds of trade; in 1923 the corresponding figures were 27.1, 63.5, and 9.4 respectively.

CHANGES IN COST OF LIVING: STATISTICS FOR 1st DECEMBER.

Summary: Average Increases since July, 1914.
 All Items included 81%
 Food only 80%

RENT, CLOTHING, FUEL AND LIGHT.

As regards rents, inquiries which have been made into the changes which have taken effect under the Rent and Mortgage Interest Restrictions Acts indicate that the average increase in rents of working-class dwellings between July, 1914, and 1st December, 1924, was approximately 47 per cent. Of the total increase, about two-fifths is accounted for by increases on account of rates and water charges and about two-fifths is on account of the landlord's responsibility for repairs, increases on account of the higher level of mortgage interest permitted by the Acts falling within the remaining one-fifth.

As regards clothing, owing to the wide range of quotations, both now and before the war, to changes in qualities, and in stocks held by retailers, and to variations in the extent to which different articles and qualities have been affected by price changes, it is impossible to make an exact calculation of the increase in prices; but information as to the movements of prices of men's suits and overcoats, underclothing and hosiery, textile materials and boots, received from retailers in the principal towns, indicates that at 1st December the level of retail prices of articles in this group, taking goods of the kinds purchased by the working classes and so far as possible the same qualities of goods at each date, averaged about 125 to 130 per cent. higher than in July, 1914.

In the fuel and light group the average retail price of coal was approximately the same as a month earlier, and nearly 100 per cent. above the level of July, 1914. The average price of gas remained between 45 and 50 per cent. above the pre-war level, and the prices of lamp oil, candles and matches also showed no appreciable change during the month. Taking the fuel and light group as a whole, the average increase at 1st December, as compared with July, 1914, was about 85 per cent.

ALL ITEMS.

If the average increases in the cost of all the foregoing items are combined in accordance with their relative importance in pre-war working-class family expenditure, allowance being also made for the increase in the prices of soap, soda, domestic ironmongery, brushware and pottery, tobacco, fares and newspapers (averaging about 80 per cent.), the resultant general average increase for 1st December is approximately 81 per cent.* over the pre-war level, as compared with 80 per cent. a month earlier.

The result of this calculation (in which the same quantities and, as far as possible, the same qualities of each item are taken in 1924 as in 1914) is to show the average increase in the cost of maintaining unchanged the pre-war standard of living of working-class families (i.e., the standard actually prevailing in working-class families before the war, irrespective of whether such standard was adequate or not). Owing to the variations in the amounts of increase in the prices of different commodities it is probable that economies or re-adjustments in expenditure have been effected in many families, especially in those cases where incomes have not increased so much as prices. On the other hand, it is probable that the standard of living has been raised in some families in which wages have been increased in greater proportion than prices. No allowance is made in the figures for any such alterations in the standard of living, as to which trustworthy statistics are not available.

SUMMARY TABLE: 1915 TO 1924.

The following Table shows the average percentage increase, as compared with July, 1914, for all items included in the statistics, at the beginning of each month since January, 1915—

Average Percentage Increase since July, 1914—All Items.
 (Food, rent, clothing, fuel and light, etc.)

Month (beginning of)	1915.	1916.	1917.	1918.	1919.	1920.	1921.	1922.	1923.	1924.
January ..	10-15	35	65	85-90	120	125	165	92	78	77
February ..	15	35	65-70	90	120	130	151	88	77	79
March ..	15-20	35-40	70	90	115	130	141	86	76	78
April ..	15-20	35-40	70-75	90-95	110	132	133	82	74	73
May ..	20	40-45	75	95-100	105	141	128	81	70	71
June ..	25	45	75-80	100	105	150	119	80	69	69
July ..	25	45-50	80	100-105	105-110	152	119	84	69	70
August ..	25	45-50	80	110	115	155	122	81	71	71
September ..	25	50	80-85	110	115	161	120	79	73	72
October ..	30	50-55	75-80	115-120	120	164	110	78	75	76
November ..	30-35	60	85	120-125	125	176	103	80	75	80
December ..	35	65	85	120	125	169	99	80	77	81

NOTE.

A brief Statement of the method of compiling these statistics was given on page 236 of the July, 1923, issue of this GAZETTE. A more detailed account was given in the issue of February, 1921.

* If allowance is made for the changes in taxation on commodities since July, 1914, the average increase is about 2 per cent. less.

FOOD.

At 1st December the average level of retail prices of food was slightly higher than a month earlier. The price of sugar showed a further decline of ¼d. per lb., and butter and bacon were also cheaper. But these downward movements were more than counterbalanced by small advances in the prices of most of the remaining articles, including a further rise of ¼d. each in the average price of eggs, of ¾d. per lb. in that of tea, and ¼d. per lb., on the average, in the price of imported meat.

As a net result of all the changes recorded, the average increase over the level of July, 1914, in the retail prices (in Great Britain and Northern Ireland) of the articles of food included in these statistics rose to about 80 per cent. at 1st December, as compared with about 79 per cent. at 1st November.

In the following Table is given a comparison of retail prices of these articles of food in July, 1914, and at 1st November and 1st December, 1924:—

Article.	Average Price (per lb. unless otherwise indicated— to the nearest ¼d.)			Average Inc. (+) or Dec. (-) at 1st Nov. 1924, as compared with	
	July, 1914.	1st Nov., 1924.	1st Dec., 1924.	July, 1914.	1st Nov., 1924.
	s. d.	s. d.	s. d.	s. d.	s. d.
Beef, British—					
Ribs ..	0 10	1 6	1 6	+ 0 8	—
Thin Flank ..	0 6½	0 10	0 10	+ 0 3½	—
Beef, Chilled or Frozen—					
Ribs ..	0 7½	0 10½	0 10½	+ 0 3½	+ 0 0½
Thin Flank ..	0 4½	0 5½	0 5½	+ 0 1	+ 0 0½
Mutton, British—					
Legs ..	0 10½	1 8½	1 8½	+ 0 9½	—
Breast ..	0 6½	0 11½	0 11½	+ 0 4½	—
Mutton, Frozen—					
Legs ..	0 6½	1 0½	1 0½	+ 0 6	+ 0 0½

EMPLOYMENT IN NOVEMBER.

GENERAL SUMMARY.

EMPLOYMENT showed little change, on the whole, during November. There was a considerable further improvement in the cotton industry, but a marked decline in the tinplate trade; in other industries the changes recorded were generally slight. Employment was good on the whole in the steel sheet, brick, carpet and jute trades, and with most of the skilled operatives in the building trades. It was fairly good in the silk trade, with mill-sawyers, and in most branches of the printing trades; and fair in the furnishing, leather and pottery trades and in certain sections of the metal trades. In the coal mining industry it was still slack; at iron and steel works and in the engineering and shipbuilding trades it continued bad.

SUMMARY OF STATISTICS.

Among workpeople covered by the Unemployment Insurance Acts, numbering approximately 11,500,000, and working in practically every industry except agriculture and private domestic service, the percentage unemployed at 24th November, 1924, was 11.0, compared with 11.1 at 27th October and 11.5 at the end of November, 1923. For males alone the percentage at 24th November was 11.8, as compared with 11.9 at 27th October, 1924; for females the corresponding figures were 9.0 and 9.0. Among members of Trade Unions from which returns were received the percentage of unemployed was 8.6 at the end of November, 1924, compared with 8.7 at the end of October and with 10.5 at the end of November, 1923. The number of persons registered* at Employment Exchanges as unemployed at 1st December was approximately 1,233,000, of whom men numbered 942,000 and women 231,000, the remainder being boys and girls. The corresponding total for 27th October, 1924, was 1,247,000, of whom 943,000 were men and 235,000 were women, and at 26th November, 1923, it was 1,304,000, of whom 970,000 were men and 259,000 women.

EMPLOYMENT IN THE PRINCIPAL INDUSTRIES.

Mining and Quarrying.—Employment at coal mines showed a slight improvement. It was fairly good in Cumberland and Westmorland, Staffordshire, Worcestershire, Warwickshire, and in the Midland and East Lothians, but was slack on the whole elsewhere. The total number of wage-earners on the colliery books at 29th November, 1924, was 1,137,153, a decrease of 3.6 per cent. as compared with November, 1923. The average number of days worked per week by the pits in the fortnight ended 29th November, 1924, was 5.26, as compared with 5.13 in October, 1924, and 5.54 in November, 1923.

At iron mines employment continued very bad in the Cleveland district; in the Cumberland and Lancashire district it was reported as fair. In other districts it continued moderate on the whole. At the mines covered by the returns received there was an increase of 4 per cent. in the numbers employed compared with the previous month. The average number of days worked by the mines that were working was 5.30, compared with 5.44 in October, 1924, and 5.03 in November, 1923. At shale mines employment continued fair. At limestone quarries employment remained moderate on the whole in the Clitheroe district; it was reported as moderate in the Wear-dale district and fair at Buxton. At slate quarries it continued good. At the whinstone quarries in the East of Scotland employment remained moderate, but showed a decline compared with the previous month. At china clay quarries it was again fairly good; at tin mines it was reported as good.

Manufacture of Pig Iron, Iron and Steel and Tinplate.—In the pig iron industry employment continued bad. Of a total of 482 furnaces, the number in blast at the end of November was 173, compared with 171 in October and with 199 in November, 1923. At iron and steel works employment continued bad on the whole. In the steel sheet trade employment continued good; in the tinplate trade it showed a marked decline and was moderate. The number of tinplate and steel sheet works in operation at the end of November was 512, as compared with 536 in October and 539 in November, 1923.

Engineering, Shipbuilding and Other Metal Trades.—In the engineering trade employment continued bad, but showed a slight improvement on the whole. There was a continued improvement in the motor section in the Midlands, where employment was fairly good for the time of year, and there was also some recovery in the textile machinery section, which, however, was still very depressed. In marine engineering employment continued very bad. In electrical engineering it remained fairly good. Employment in the shipbuilding and ship-repairing trades continued very bad, and showed little general change as compared with the previous month. Employment in the other metal trades showed an improvement in certain sections and was moderate on the whole. It was fairly good in the hollow-ware trade; fair in the brasswork, metallic bedstead, nut and bolt, cutlery and file, stove and grate and tube trades; moderate in the needle and fishing tackle, sheet metal, wire, lock and latch, saddlery and harness furniture, jewellery and plated ware and farriery trades; and slack or bad in the chain and anchor, anvil and vice, and nail trades.

* It should be noted that some unemployed persons, e.g., some of those who have not valid claims to unemployment benefit, or who are not insured under the Unemployment Insurance Acts, do not register at the Employment Exchanges.

Textile Trades.—In the cotton trade employment showed a further improvement; in the Egyptian spinning section full time continued to be generally worked; in the American spinning section 32 hours per week were generally worked, as compared with 26½ hours in October; in the manufacturing section employment showed a further improvement, and some scarcity of weavers was reported. In the woollen and worsted industry employment showed a slight decline on the whole.

Employment in the hosiery trade continued slack on the whole. In the lace trade it continued bad, with much short time working. In the silk trade employment was fairly good in the Eastern Counties and fair in the Macclesfield, Leek and Congleton district; in the jute and carpet trades employment continued good on the whole. In the textile bleaching, printing, dyeing, etc., trades employment continued slack generally; with silk dyers at Macclesfield, Leek and Congleton an improvement was reported.

Clothing Trades.—Employment in the tailoring trade was generally slack, and showed a further slight seasonal decline in most districts. In the dressmaking and millinery trade there was also a seasonal decline, and employment was moderate on the whole. In the corset trade employment continued slack in most districts; in the shirt and collar trade it showed a decline, and was moderate. In the boot and shoe industry employment showed little change, and was moderate on the whole.

Leather Trades.—Employment in the tanning and currying section showed an improvement and was fair; in the portmanteau, trunk and fancy leather trades it continued fairly good; with saddlery and harness makers it was still very depressed.

Building, Woodworking, etc.—Employment in the building trade during November continued good, on the whole, with skilled operatives, except painters, and generally slack with unskilled workers. It was very good, generally, with bricklayers and plasterers; good in most districts with masons and carpenters and joiners, fairly good with slaters and plumbers, bad at most centres with painters, and slack, on the whole, with builders' labourers. In the brick trade employment continued good, generally.

In the furnishing trades employment was fair, and showed a slight improvement in the upholstery section; with mill-sawyers it also improved, and was good. With brushmakers it was quiet; it was also fair with coopers, except at Belfast, where it was reported as bad. With coachbuilders employment showed a slight decline; with packing case makers it continued slack.

Paper Manufacture, Printing and Bookbinding.—Employment in the paper trade continued moderate, on the whole. With letterpress printers employment, generally, was fairly good. In the lithographic printing trade employment generally was fairly good. With bookbinders employment was fair, on the whole.

Pottery and Glass.—In the pottery trade employment showed little change; it continued good in the tile, sanitary earthenware and fireclay sections, and generally fair to moderate in other branches. In the glass trade employment continued moderate, on the whole.

Agriculture and Fishing.—In agriculture the supply of labour was generally sufficient for all requirements, and there was little unemployment. In the fishing industry employment continued fairly good; in Scotland there was a seasonal decline.

Dock Labour and Seamen.—Employment among dock labourers and seamen was slack on the whole.

The following Table shows month by month since November, 1923, (a) the percentages unemployed among members of those Trade Unions from which returns are obtained, (b) the percentages unemployed among workpeople covered by the Unemployment Insurance Acts in Great Britain and Northern Ireland, and (c) the approximate number (to the nearest 1,000) registered as unemployed at Employment Exchanges in Great Britain and Northern Ireland.

Date. (End of Month.)	Percentages unemployed among				Number of Unemployed Registered at Exchanges.*†
	Trade Unions making Returns.	Insured Workpeople*.		Total.	
		Males.	Females.		
1923.					
November ..	10.5	12.1	9.7	11.5	1,304,000
December ..	9.7	11.2	9.1	10.7	1,327,000
1924.					
January ..	8.9	12.5	10.2	11.9	1,359,000†
February ..	8.1	11.1	9.5	10.7	1,192,000
March ..	7.8	10.3	8.8	9.9	1,085,000
April ..	7.5	10.2	8.4	9.7	1,087,000
May ..	7.0	9.9	8.1	9.5	1,057,000
June ..	7.2	10.0	7.8	9.4	1,049,000
July ..	7.4	10.5	8.1	9.9	1,089,000
August ..	7.9	11.3	8.8	10.6	1,191,000
September ..	8.6	11.5	8.8	10.8	1,243,000
October ..	8.7	11.9	9.0	11.1	1,247,000
November ..	8.6	11.8	9.0	11.0	1,233,000

* A substantial part of the increase shown in recent months is due to administrative and legislative changes in the Unemployment Insurance Schemes, which have brought on to the registers unemployed persons who previously, not being entitled to benefit, would not have registered.
† See note * to previous column.
‡ Figures inflated owing to effects of railway dispute.

TRADE UNION PERCENTAGES of UNEMPLOYED.

Trade Unions with a net membership of 979,734 in branches covered by the returns received reported 84,347 (or 8.6 per cent.) of their members as unemployed at the end of November, 1924, compared with 8.7 per cent. at the end of October, 1924.

Trade.	Member-ship of Unions reporting at end of Nov., 1924.	Unemployed at end of November 1924.*		Inc. (+) or Dec. (-) in percentage Unemployed as compared with a	
		Num-ber.	Per-cent-ago.	Month ago.	Year ago.
Coal Mining ..	145,790	16,597	11.4	+ 0.1	+ 10.5
Engineering and Ship-building ..	349,722	48,718	13.9	+ 0.5	- 7.7
Miscellaneous Metal ..	48,246	3,145	6.5	- 0.1	- 2.2
Textiles :-					
Cotton ..	59,081	3,593	6.0†	- 0.2	- 1.5
Woolen and Worsted ..	13,066	179	1.5	- 1.7	- 1.7
Other ..	58,007	1,203	2.1	- 0.1	- 2.1
Printing, Bookbinding and Paper ..	99,530	3,180	3.2	..	- 0.7
Furnishing ..	29,133	1,068	3.7	+ 0.2	- 1.9
Woodworking ..	40,583	1,610	4.0	- 0.5	- 0.7
Clothing :-					
Boot and Shoe ..	78,241	3,449	4.4	+ 0.6	- 1.1
Other Clothing ..	47,552	903	1.9	+ 0.7	- 1.4
Leather ..	5,874	390	6.6	- 0.4	- 2.3
Glass ..	1,187	33	2.8	- 0.5	+ 0.7
Tobacco ‡	4,692	330	7.0	- 0.6	- 8.9
Total ..	979,734	84,347	8.6	- 0.1	- 1.9§

UNEMPLOYMENT IN INSURED TRADES.

THE percentage unemployed among workpeople insured under the Unemployment Insurance Acts in Great Britain and Northern Ireland was 11.0 per cent. (males 11.8 per cent., females 9.0 per cent.) at 24th November, 1924, as compared with 11.1 per cent. (males 11.9 per cent., females 9.0 per cent.) at 27th October, 1924, and 11.5 per cent. (males 12.1 per cent., females 9.7 per cent.) at 26th November, 1923. Tables showing the numbers unemployed in the principal industries appear on pages 442 and 443.

SUMMARY OF EMPLOYERS' RETURNS.

INFORMATION as to the state of employment in certain industries in November, derived from returns furnished by employers and employers' associations is summarised below. Further details are given on pages 436 to 441.

(a) CERTAIN MINING AND METAL TRADES.

Trade.	Workpeople included in the Returns for Nov., 1924.	November, 1924.		Inc. (+) or Dec. (-) as compared with a	
		Month ago.	Year ago.	Month ago.	Year ago.
		Days Worked per week by Mines.	Days.	Days.	Days.
Coal Mining ..	1,137,158	5.26	+ 0.13	- 0.28	- 0.28
Iron ..	9,020	5.30	+ 0.14	+ 0.27	+ 0.27
Shale ..	4,077	5.99	+ 0.01	+ 0.06	+ 0.06
		Furnaces in Blast	Number.	Number.	Number.
Pig Iron ..	—	173	+ 2	- 26	- 26
		Mills Working	—	—	—
Tinplate and Steel Sheet	—	512	- 24	- 27	- 27
		Shifts Worked (one week).	Per cent.	Per cent.	Per cent.
Iron and Steel ..	74,066	396,566	+ 0.9	- 4.4	- 4.4

(b) OTHER TRADES.

Trade.	Number of Workpeople Employed.			Total Wages Paid to all Workpeople.		
	Week ended 29th Nov., 1924.	Inc. (+) or Dec. (-) on a		Week ended 29th Nov., 1924.	Inc. (+) or Dec. (-) on a	
		Month ago.	Year ago.		Month ago.	Year ago.
		Per cent.	Per cent.	£	Per cent.	Per cent.
Textiles :-						
Cotton ..	81,601	+ 1.5	+ 5.5	151,328	+ 2.8	+ 10.2
Woolen ..	15,668	- 1.0	+ 3.9	32,274	- 2.3	+ 11.3§
Worsted ..	30,372	- 0.1	+ 0.9	57,056	- 1.0	+ 5.5§
Boot and Shoe ..	51,997	- 0.4	+ 3.2	116,207	- 0.3	+ 6.2
Pottery ..	12,669	- 0.4	+ 4.2	23,596	- 2.4	+ 4.7
Brick ..	8,276	+ 1.3	+ 16.1	21,800	+ 2.6	+ 28.8§
Total ..	200,583	+ 0.4	+ 4.3	401,761	+ 0.6	+ 8.9

* Short time and broken time are not reflected in the figures. In the mining and textile industries a contraction in the demand for labour is generally met by short-time working. Persons on strike or locked out are also excluded.
† In addition to those shown, who were totally unemployed, a large number of the members of the unions reporting were "paid off part of each week, or alternate weeks or fortnights" or on "temporary stoppage benefit."
‡ The returns for the tobacco trade are supplied by unions whose members are mainly cigar makers.
§ The figures for November and October, 1924, exclude building and pottery trade operatives, who were included in November, 1923. The percentage for November, 1923, excluding these returns, would be 10.9, and the decrease between November, 1923, and November, 1924, would be 2.3.
|| Comparison of earnings is affected by changes in rates of wages.

EMPLOYMENT CHART.

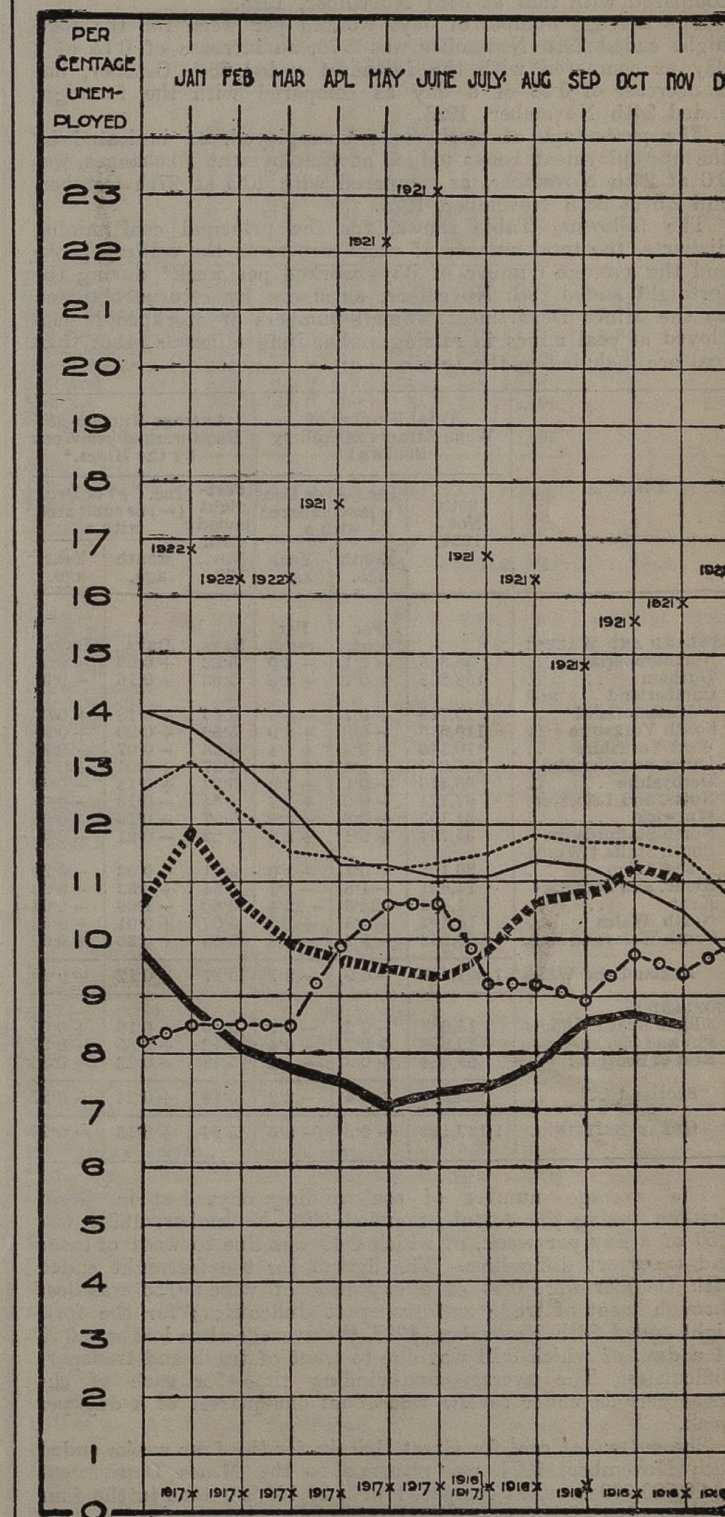
(1) PERCENTAGE UNEMPLOYED AT THE END OF EACH MONTH AMONG MEMBERS OF TRADE UNIONS MAKING RETURNS :-

Thick Curve ————— = 1924.
Thin Curve ————— = 1923.
Chain Curve - - - - - = Mean of 1919-23.

× The crosses indicate the maximum and minimum percentages of Trade Union members unemployed, in the months named, during the years 1894-1923.

(2) PERCENTAGE UNEMPLOYED AMONG WORK-PEOPLE INSURED AGAINST UNEMPLOYMENT UNDER THE UNEMPLOYMENT INSURANCE ACT :-

Thick Dotted Curve - - - - - = 1924.
Thin Dotted Curve - - - - - = 1923.



NOTE.

The figures relate to Great Britain and Northern Ireland. The Trade Union Returns are furnished by various Trade Unions which pay unemployment benefit to their members. Persons on strike or locked out, sick or superannuated, are excluded from the figures. Detailed figures are given in the previous column.

The figures for insured workpeople are briefly explained, and are analysed in detail on pages 442 and 443.

DETAILED REPORTS ON EMPLOYMENT IN SOME OF THE PRINCIPAL INDUSTRIES.

NOTE.—The numbers of workpeople given in the following Tables represent the numbers covered by the Returns received and (except as regards coal mining) not the total numbers employed in the various industries. The comparisons of numbers employed and wages paid at different dates relate to the same firms at each date, and cover all the wage-earners, irrespective of age, sex, or occupation, employed by these firms. In comparing the earnings in different industries, it should be remembered that any averages calculated from these figures will be affected not only by the variations in the state of employment and in rates of wages, but also by differences in the proportions of males to females, of adults to juveniles, and of skilled to unskilled workers in the respective industries.

COAL MINING.

EMPLOYMENT in the coal mining industry showed a slight improvement. It was fairly good in Cumberland and Westmorland, Staffordshire, Worcestershire, Warwickshire and in the Mid and East Lothians, but was slack on the whole elsewhere. In Kent employment was affected by stoppage of work owing to a dispute. (See p. 445.)

The total number of wage-earners on the colliery books at 29th November showed a decrease of 0.8 per cent. as compared with that at 25th October, and a decrease of 3.6 per cent. as compared with that at 24th November, 1923.

The average number of days worked per week for the fortnight ended 29th November was 5.26, an increase of 0.13 of a day as compared with the fortnight ended 25th October, but a decrease of 0.28 of a day as compared with the fortnight ended 24th November, 1923.

The percentage of workpeople unemployed, as indicated by the unemployment books lodged at Employment Exchanges, was 9.0 at 24th November, as compared with 10.3 at 27th October, and 2.6 at 26th November, 1923.

The following Table shows, for the principal coal mining districts, the total number of wage-earners on the colliery books and the average number of days worked per week* during the fortnight ended 29th November, as shown by returns obtained by the Mines Department. Small numbers of workpeople employed at coal mines in raising or handling minerals other than coal are included in the totals:—

Districts.	Total Number of Wage Earners on Colliery Books at		Average Number of Days worked per Week by the Mines.*		
	29th Nov., 1924.	Inc. (+) or Dec. (-) as compared with a	Fortnight ended 29th Nov., 1924.	Inc. (+) or Dec. (-) as compared with a	
				Month ago.	Year ago.
		Per cent.	Per cent.	Days.	Days.
ENGLAND AND WALES:					
Northumberland ..	58,358	-2.1	-8.9	5.22	+0.06
Durham ..	158,865	+0.1	-8.5	5.02	+0.16
Cumberland and Westmorland ..	10,749	+0.7	-8.9	5.56	+0.18
South Yorkshire ..	116,616	-0.8	+2.9	5.50	+0.20
West Yorkshire ..	70,146	+0.4	+1.4	5.23	-0.07
Lancs. and Cheshire ..	105,074	+0.4	+0.4	4.87	+0.01
Derbyshire ..	66,473	-0.1	+1.6	5.24	+0.13
Notts. and Leicester ..	67,121	-0.0	+1.7	4.84	-0.10
Warwick ..	21,155	-0.8	-3.8	5.37	-0.19
North Staffordshire ..	35,734	+0.1	+2.9	5.29	-0.21
South Staffs., † Worcs. and Salop ..	36,106	+0.1	+1.0	5.61	-0.03
Glouc. and Somerset ..	14,631	-1.8	-2.4	5.54	+0.53
Kent ..	1,476	-22.6	-22.4	0.80	-1.69
North Wales ..	18,497	+0.5	+1.7	5.07	+0.01
South Wales and Mon. ..	220,232	-3.2	-9.9	5.65	+0.36
England and Wales ..	1,001,233	-0.9	-3.7	5.27	+0.12
SCOTLAND:					
Mid. & East Lothians ..	15,683	-0.2	-0.7	5.40	+0.16
Pite and Clackmannan ..	30,858	+0.7	+0.4	5.12	+0.35
East of Scotland ..	89,384	+0.3	-4.2	5.18	+0.23
Scotland	135,925	+0.4	-2.8	5.19	+0.24
GREAT BRITAIN ..	1,137,158	-0.8	-3.6	5.26	+0.13

The average number of coal-winding days lost in Great Britain during the fortnight ended 29th November, 1924, was 0.50 of a day per week, of which 0.46 was due to want of trade and transport difficulties. The figures for the fortnight ended 25th October were 0.64 of a day lost, of which 0.58 was lost through want of trade and transport difficulties; for the fortnight ended 24th November, 1923, the average time lost was 0.22 of a day, of which 0.18 was due to want of trade and transport difficulties. The average non-winding time for each of the three periods under review was about one-quarter of a day per week.

The output of coal for Great Britain for the four weeks ended 29th November, 1924, was returned to the Mines Department at 20,930,900 tons, as compared with 20,451,200 tons in the four weeks ended 25th October, and with 22,467,200 tons in the four weeks ended 24th November, 1923.

The exports of coal, including coal shipped for the use of steamers engaged in foreign trade, and the coal equivalent of coke and manufactured fuel, amounted to 6,508,196 tons in November, compared with 6,931,209 tons in October.

* The figures in this and the following article show the number of days (allowance being made in all the calculations for short time) on which coal, iron, etc., were got from the mines included in the returns. It is not necessarily implied that all the persons worked every day the mines were open. Mines not working are omitted in computing the average number of days worked.

† Including Cannock Chase.

IRON AND SHALE MINING.

Iron Mining.

EMPLOYMENT in the Cleveland district, although slightly better than a month earlier, continued very bad; about half of the mines continued idle, and considerable short time was worked in the remainder. There was also an improvement in the Cumberland and Lancashire district, where employment was described as fair. In other districts it remained moderate.

The percentage of insured workpeople unemployed in iron ore and ironstone mining and quarrying, as indicated by the unemployment books lodged at Employment Exchanges, was 18.6 at 24th November, 1924, as compared with 22.1 at 27th October, 1924, and 21.1 on 26th November, 1923.

The following Table summarises the information received from those employers who furnished returns:—

Districts.	Number of Work-people employed at Mines included in the Returns.		Average No. of Days worked per week by the Mines.*		
	Fortnight ended 29th Nov., 1924.	Inc. (+) or Dec. (-) as compared with a	Fortnight ended 29th Nov., 1924.	Inc. (+) or Dec. (-) as compared with a	
				Month ago.	Year ago.
		Per cent.	Per cent.	Days.	Days.
Cleveland ..	3,790	+1.1	-1.3	5.24	+0.08
Cumberland and Lancashire ..	3,573	-0.9	+7.6	5.10	-0.57
Other Districts ..	1,657	-0.9	-2.6	5.89	+0.28
ALL DISTRICTS ..	9,020	+4.0	+1.8	5.30	-0.14

Shale Mining.

At shale mines employment remained fair. At mines employing 4,077 workpeople during the fortnight ended 29th November, there was a decrease of 1.4 per cent. in the numbers employed compared with the previous month, and of 3.4 per cent. compared with November, 1923. The average number of days* worked per week by the mines was 5.99 in November, 1924, 5.98 in October, 1924, and 5.93 in November, 1923.

PIG IRON INDUSTRY.

EMPLOYMENT during November continued bad, and showed little change as compared with October. The percentage of workpeople unemployed, as indicated by the unemployment books lodged at Employment Exchanges, was 17.4 on 24th November, compared with 17.3 on 27th October, 1924.

Returns received by the National Federation of Iron and Steel Manufacturers from 83 firms, employing 20,632 workpeople at the end of November, showed a slight decrease of 1.1 per cent. in the number employed compared with October.

The total number of furnaces in blast at the end of November, as shown by the returns collected by the Federation, was 173, compared with 171 at the end of October. The following table shows by districts the number of furnaces in blast:—

District.	Total Number of Furnaces.	Number of Furnaces in Blast at end of			Inc. (+) or Dec. (-) in Nov. on a	
		Nov., 1924.	Oct., 1924.	Nov., 1923.	Month ago.	Year ago.
ENGLAND AND WALES.						
Durham and Cleveland ..	111	40	39	43	+1	-3
Cumberland and W. Lancs. ..	47	13	12	18	+1	..
Other parts of Lancs. and Yorks. (including Sheffield) ..	35	17	15	16	+2	+1
Derby, Leicester, Notts. and Northants. ..	73	42	42	39	..	+3
Lincolnshire ..	23	10	10	17	..	-7
Staffs., Shropshire, Worcester and Warwick ..	60	11	11	16	..	-5
South Wales ..	32	8	10	11	-2	-3
Total, England and Wales ..	381	141	139	155	+2	-14
SCOTLAND	101	32	32	44	..	-12
Total	482	173	171	199	+2	-26

The production of pig iron in November amounted to 583,500 tons, as compared with 536,400 tons in October and 593,200 tons in November, 1923.

* See note * in previous column.

IRON AND STEEL WORKS.

EMPLOYMENT at iron and steel works continued bad, and showed little change, on the whole, as compared with the previous month. In Lancashire and in Staffordshire there was an improvement.

The percentage of workpeople unemployed, as indicated by the number of unemployment books lodged at Employment Exchanges, was 23.4 on 24th November, as compared with 23.5 on 27th October, and 20.0 on 26th November, 1923.

According to returns received from firms employing 74,096 workpeople, the volume of employment during the week ended 29th November (as indicated by the number of workpeople employed combined with the number of shifts during which work was carried on in each department) increased by 0.9 per cent., as compared with the previous month, but showed a decrease of 4.4 per cent., as compared with a year ago. The average number of shifts during which the works were open was 5.4 in the week ended 29th November, as compared with 5.4 in October and 5.3 a year ago.

The following Table summarises the information received from those employers who furnished returns:—

DEPARTMENTS.	No. of Workpeople employed by firms making returns.		Aggregate number of Shifts.*			
	Week ended 29th Nov., 1924.	Inc. (+) or Dec. (-) as compared with a	Week ended 29th Nov., 1924.		Inc. (+) or Dec. (-) as compared with a	
			Month ago.	Year ago.	Month ago.	Year ago.
		Per cent.	Per cent.	Per cent.	Per cent.	
Open Hearth Melting						
Furnaces ..	8,473	+2.0	-5.1	43,498	+1.6	-6.0
Puddling Forges ..	3,645	+11.1	-17.4	16,671	+8.6	-21.2
Rolling Mills ..	26,629	+0.2	-5.9	132,985	-1.0	-6.2
Forging and Pressing ..	3,015	+0.3	-5.4	15,446	+3.0	-5.0
Founding ..	8,171	+1.6	-0.2	46,562	+2.6	+3.1
Other Departments ..	7,677	+2.8	-1.5	42,306	+3.5	-1.8
Mechanics, Labourers ..	16,436	-0.1	-2.4	94,078	-0.5	-1.7
TOTAL	74,096	+1.3	-4.6	396,566	+0.9	-4.4
DISTRICTS.						
Northumberland, Durham and Cleveland ..	14,329	-0.4	-9.1	78,581	-1.4	-8.7
Sheffield and Rotherham ..	18,745	-0.6	-0.2	99,521	+0.5	+0.1
Leeds, Bradford, etc. and Cumberland, Lancs. and Cheshire ..	1,872	+0.1	-20.0	9,686	-2.7	-25.3
Staffordshire ..	7,554	+16.1	-0.9	39,797	+14.1	-3.1
Other Midland Counties ..	8,026	+11.2	-5.7	41,993	+9.9	-8.4
Wales and Monmouth ..	4,213	+0.5	-4.5	22,798	+0.3	-4.3
Total, England and Wales	63,287	+2.5	-4.7	339,912	+2.4	-5.3
Scotland ..	10,809	-5.2	-4.4	56,654	-7.6	+1.5
UNITED KINGDOM ..	74,096	+1.3	-4.6	396,566	+0.9	-4.4

The production of steel ingots and castings, as returned by the National Federation of Iron and Steel Manufacturers, amounted to 672,800 tons in November, as compared with 678,500 tons in October and 749,500 tons in November, 1923.

TINPLATE AND STEEL SHEET TRADES.

EMPLOYMENT in the tinplate trade during November was moderate, and showed a marked decline as compared with the previous month. At the end of November 386 mills were reported to be in operation, as compared with 411 at the end of October and with 410 a year ago. Employment in the steel sheet trade continued good. At the end of November the number of mills in operation was 126, as compared with 125 at the end of October, and with 129 in November, 1923. The percentage of workpeople unemployed, as indicated by the unemployment books lodged at Employment Exchanges, was 16.6 on 24th November, as compared with 6.2 on 27th October, and with 3.8 on 26th November, 1923.

The following Table shows the number of mills in operation at the works covered by the returns received:—

Works.	Number of Works Open		Number of Mills in Operation			
	At end of Nov., 1924.	Inc. (+) or Dec. (-) on a	At end of Nov., 1924.		Inc. (+) or Dec. (-) on a	
			Month ago.	Year ago.	Month ago.	Year ago.
Tinplate ..	71	-7	-7	386	-25†	-24
Steel Sheet ..	14	..	-1	126	+1	-3
TOTAL ..	85	-7	-8	512	-24†	-27

* The figures relate to the number of shifts during which the works were in operation, allowance being made for the numbers of men employed. No account is taken of the time lost by individuals owing to absenteeism, etc., and it is not intended to imply that the number of shifts shown were actually worked by all the men employed.

† Revised figures.

ENGINEERING.

EMPLOYMENT in this industry continued bad during November, but showed a slight improvement, on the whole. There was a continued improvement in the motor section in the Midlands, where employment was fairly good for the time of year, and there was also some recovery in the textile machinery section, which, however, was still very depressed. In marine engineering employment continued very bad. In electrical engineering it remained fairly good.

The following Table shows the numbers and percentages of insured workpeople unemployed at 24th November, 1924, and the increase or decrease as compared with October and with a year ago:—

Divisions.	Number of Insured Workpeople Unemployed at 24th November, 1924.						Increase (+) or Decrease (-) as compared with	
	General Engineering, etc.	Electrical Engineering.	Marine Engineering, etc.	Constructional Engineering.	Motors, Cycles, and Aircraft.	TOTAL.	A Year ago.	
							Month ago.	Year ago.
London ..	8,685	373	123	166	2,555	11,902	+213	-4,673
South Eastern ..	3,386	303	117	61	1,075	4,942	-315	-2,983
South Western ..	2,301	44	440	55	932	3,772	+59	1,350
Midlands ..	10,363	1,465	41	699	8,525	21,093	-3,347	-7,689
North Eastern ..	19,538	451	6,375	980	854	28,198	-651	-16,942
North Western ..	25,038	1,034	410	144	2,403	32,087	-2,682	-11,824
Scotland ..	17,529	215	2,641	1,286	847	22,518	+1,282	-6,221
Wales ..	794	22	69	60	147	1,092	+5	+224
Northern ..	1,609	5	1,106	13	204	2,937	-316	+158
Ireland ..	92,291	3,912	11,322	3,414	17,602	128,541	-5,749	-51,300
GREAT BRITAIN AND NORTHERN IRELAND ..	147	5.5	17.1	14.2	8.7	13.0	-0.5	-4.6
	Percentage Unemployed at 24th November, 1924.							
London ..	9.8	4.2	18.1	8.1	7.7	8.9	+0.1	-3.3
South Eastern ..	8.0	3.5	3.7	11.5	4.7	6.4	-0.4	-3.9
South Western ..	6.7	1.5	6.7	9.0	4.9	5.9	+0.1	-2.5
Midlands ..	11.6	6.3	2.6	11.6	10.1	10.3	-1.6	-3.6
North Eastern ..	15.1	6.3	24.6	13.7	8.3	15.7	-0.4	-7.5
North Western ..	19.7	6.1	21.7	8.0	12.1	17.5	-1.4	-5.2
Scotland ..	20.6	6.3	12.9	22.3	8.6	18.1	+1.0	-4.4
Wales ..	9.9	6.3	38.3	11.3	7.9	10.0	+0.1	+1.7
Northern ..	20.5	4.2	19.4	65.0				

SHIPBUILDING AND SHIP-REPAIRING.

EMPLOYMENT in the shipbuilding and ship-repairing industries continued very bad during November, and showed little general change compared with the previous month.

On the North East Coast employment continued very bad and showed a further slight decline on the whole, though with joiners on the Tyne it continued fair, and at Hull a general improvement was reported. On the East Coast employment continued fair. On the Thames it was still bad, but showed a slight improvement. On the South Coast generally it was moderate; at Cowes, however, it continued good. At the Bristol Channel ports employment on repair work was bad, but showed a decided improvement compared with the previous month (when a dispute was in progress); it was worse than a year ago. On the Mersey employment was still bad. At Barrow little change was reported.

In Scotland employment was bad, and showed a decline on the whole; it was fair, however, with joiners and shipwrights on the Clyde, and fairly good generally at Dundee. Compared with a year ago a great improvement was shown. At Belfast employment continued bad, but again showed an improvement compared with the previous month.

The following Table shows the numbers and percentages of insured workpeople unemployed at 24th November, 1924, and the increase or decrease as compared with October and with a year ago:—

Divisions.	Total Number of Insured Workpeople Unemployed at 24th Nov., 1924.	Increase (+) or Decrease (-) as compared with		Percentage Unemployed at 24th Nov., 1924.	Increase (+) or Decrease (-) in percentage as compared with	
		A Month ago.	A Year ago.		A Month ago.	A Year ago.
London	3,549	- 331	- 1,033	24.8	- 2.3	- 7.5
South Eastern ..	1,172	+ 114	- 144	12.3	+ 1.2	- 1.7
South Western ..	4,838	+ 277	- 2,184	17.2	+ 1.0	- 5.4
Midlands	100	- 14	- 18	19.6	- 2.8	- 4.0
North Eastern ..	23,165	+ 994	- 10,831	40.1	+ 1.4	- 13.7
North Western ..	11,934	- 271	- 1,585	35.1	- 0.8	- 2.6
Scotland	19,327	+ 1,861	- 16,771	29.5	+ 2.9	- 20.8
Wales	3,770	+ 1,273	+ 253	33.4	- 11.3	+ 5.8
Northern Ireland	7,669	- 921	+ 1,225	35.7	- 4.3	+ 9.3
GREAT BRITAIN AND NORTHERN IRELAND ..	80,524	+ 436	- 31,088	31.6	+ 0.2	- 9.4

WOOLLEN AND WORSTED TRADES.

EMPLOYMENT during November showed a slight decline on the whole, as compared with the previous month. It was considerably better, however, than in November last year.

The percentage of insured workpeople unemployed, as indicated by the unemployment books lodged at Employment Exchanges, was 8.7 on the 24th November, 1924, as compared with 8.0 on the 27th October, 1924, and 11.1 on the 26th November, 1923.

Employment was not so good as a month earlier in the wool-sorting department, and towards the end of the month the decline affected the combing section also. In worsted spinning there was a little further improvement with spinners of cross-bred yarns, but there was no improvement with botany spinners.

In the worsted manufacturing section employment was slack; in the ordinary Bradford trade there was a considerable amount of one-loom working by weavers who normally would be tending two looms. Employment was described as bad with manufacturers of cloths for men's wear in Huddersfield, Halifax and Leeds, and in the coating trade of Bradford and Keighley, any improvement with manufacturers of cross-bred yarns being discounted by slackness in the finer branches of the trade.

Employment was still reported to be good with a number of firms of woollen manufacturers in Huddersfield and with blanket operatives in the Calder Vale, and in the Heavy Woollen District. At most mills in the Dewsbury area, however, night turns were said to have been stopped, and a gradual decline in employment was reported, which was ascribed chiefly to the high price of wool and to the scarcity of rags.

In the Rochdale and Saddleworth flannel trade there was no appreciable change. In Wales there was a decided decline (unusual at this time of year) with woollen firms in Newtown and Llandilo.

In Scotland employment in the tweed trade in the border towns, particularly in Peebles and Innerleithen, was brisk; wool spinners were well employed at Greenock and Paisley, but slackness was reported at Hawick.

The following Table summarises the information received from those employers who furnished returns as to the numbers of workpeople employed and the total amount of wages paid in the three periods under review:—

Departments.	Number of Workpeople.			Total Wages paid to all Workpeople.		
	Week ended 29th Nov., 1924.	Inc. (+) or Dec. (-) on a		Week ended 29th Nov., 1924.	Inc. (+) or Dec. (-) on a	
		Month ago.	Year ago.		Month ago.	Year ago.*
WOOLLEN INDUSTRY.						
Wool Sorting ..	472	- 1.0	+ 3.3	910	- 0.4	+ 4.6
Spinning	3,924	- 2.1	+ 6.8	7,763	- 4.7	+ 8.8
Weaving	5,653	- 1.3	+ 2.2	10,788	- 2.9	+ 11.5
Other Departments	4,590	- 0.2	+ 4.1	10,471	- 0.6	+ 11.7
Not specified ..	1,029	+ 1.9	+ 1.6	2,342	+ 0.5	+ 20.7
TOTAL	15,668	- 1.0	+ 3.9	32,274	- 2.3	+ 11.3
DISTRICTS.						
Huddersfield District	1,614	- 0.3	+ 6.0	4,072	- 2.1	+ 19.9
Leeds District ..	1,648	+ 0.4	+ 10.8	3,920	- 3.0	+ 20.4
Dewsbury and Batley District	1,124	- 2.3	+ 2.2	2,299	- 8.9	- 0.9
Other Parts of West Riding	1,921	- 0.4	+ 0.1	4,448	- 2.6	+ 11.0
Total, West Riding	6,307	- 0.5	+ 4.6	14,739	- 3.6	+ 13.6
Scotland	4,123	- 0.9	+ 6.0	8,174	- 2.2	+ 11.5
Other Districts ..	5,238	- 1.6	+ 1.4	9,361	- 0.4	+ 7.7
TOTAL	15,668	- 1.0	+ 3.9	32,274	- 2.3	+ 11.3

WORSTED INDUSTRY.

Departments.	Number of Workpeople.			Total Wages paid to all Workpeople.		
	Week ended 29th Nov., 1924.	Inc. (+) or Dec. (-) on a		Week ended 29th Nov., 1924.	Inc. (+) or Dec. (-) on a	
		Month ago.	Year ago.		Month ago.	Year ago.*
WOOLLEN AND WORSTED TRADES.						
Wool Sorting and Combing ..	4,264	- 1.0	+ 1.0	10,299	- 4.3	+ 5.7
Spinning	15,541	- 0.0	+ 0.4	23,939	- 2.1	+ 2.2
Weaving	5,633	- 0.2	+ 4.6	11,907	+ 0.8	+ 11.9
Other Departments	3,056	+ 0.1	- 2.4	7,767	+ 0.7	+ 3.5
Not specified ..	1,828	+ 0.7	-	3,144	+ 8.2	+ 13.1
TOTAL	30,372	- 0.1	+ 0.9	57,056	- 1.0	+ 5.5
DISTRICTS.						
Bradford District	14,922	- 0.4	+ 0.4	29,559	- 0.3	+ 3.3
Keighley District	5,178	- 1.0	+ 2.7	9,510	- 3.2	+ 2.0
Halifax District ..	2,619	- 1.7	+ 3.2	4,360	- 1.8	+ 19.7
Huddersfield District	2,847	- 0.1	+ 4.8	5,435	+ 1.6	+ 22.1
Other Parts of West Riding	3,326	+ 2.2	- 0.5	5,565	- 5.0	+ 0.6
Total, West Riding	28,892	- 0.1	+ 0.9	54,429	- 1.3	+ 5.6
Other Districts ..	1,480	- 0.7	+ 0.6	2,627	+ 4.0	+ 3.8
TOTAL	30,372	- 0.1	+ 0.9	57,056	- 1.0	+ 5.5

Returns from firms in the woollen section, employing 14,221 workpeople, showed that about 26 per cent. of these workpeople were on short time in the week ended 29th November, to the extent, on the average, of 8 hours. In the worsted section returns from firms employing 28,251 workpeople in the same week showed that about 27 per cent. of these workpeople were on short time, to the extent of about 8 hours on the average.

The following Table shows the number of men and of women registered as applicants for employment at Employment Exchanges at 3rd November, 1924, in the principal centres, at which approximately 70 per cent. of the total number of applicants for employment in the woollen and worsted industries were registered:—

Department.	Number of Applicants for Employment at 3rd November, 1924.			Increase (+) or Decrease (-) as compared with 6th October, 1924.		
	Men.	Women.	Total.	Men.	Women.	Total.
Wool Sorting ..	431	3	434	+ 122	+ 1	+ 123
Wool Washing and Preparing ..	817	133	950	+ 150	+ 25	+ 175
Wool Combing ..	1,003	890	1,833	+ 163	- 9	+ 154
Wool Carding ..	1,061	149	1,210	+ 192	+ 21	+ 213
Woolen Spinning ..	420	174	594	+ 107	+ 10	+ 117
Worsted Drawing and Spinning ..	219	1,773	1,992	+ 27	+ 328	+ 355
Wool Winding and Warming ..	125	79	204	- 19	+ 2	- 17
Worsted Winding and Warming ..	36	378	414	+ 4	+ 32	+ 36
Woolen Weaving ..	138	1,545	1,683	- 44	+ 209	+ 165
Worsted Weaving ..	78	567	645	- 27	- 204	- 231
Other Processes ..	1,163	142	1,305	+ 167	+ 5	+ 172
Total	5,491	5,773	11,264	+ 842	+ 420	+ 1,262

The imports of raw wool (sheep's or lamb's) were 36,589,200 lb., while re-exports amounted to 18,228,400 lb. in November, 1924, compared with 32,219,000 lb. and 32,421,700 lb. respectively.

* Comparison of earnings is affected by changes in rates of wages in some districts.

tively in October, 1924, and with 37,740,500 lb. and 29,657,900 lb. respectively in November, 1923.

The exports of woollen and worsted yarns were 4,698,500 lb., compared with 4,856,700 lb. in October, 1924, and with 3,196,700 lb. in November, 1923.

The exports of woollen and worsted tissues were 17,881,800 square yards, compared with 15,348,300 square yards in October, 1924, and with 16,849,600 square yards in November, 1923.

The exports of blankets were 173,902 pairs, 225,737 pairs, and 161,204 pairs in November, 1924, October, 1924, and November, 1923, respectively.

COTTON TRADE.

In this trade employment continued to improve. It was better than in November of last year in all departments and in nearly all districts.

In the American spinning section the restriction on the working week, in operation under the recommendation of the Short Time Organisation Committee of the Employers' Federation, was relaxed to permit a 32-hour week to be worked as from 3rd November, instead of the 26½-hour week previously in operation. As the result of a ballot of firms belonging to the Federation who spin American cotton, the hours were further extended to 39½ as from 1st December. In the Egyptian spinning section full time continued to be generally worked.

In the weaving department there was a further improvement, and a shortage of weavers (particularly weavers of fine and fancy goods) was again reported in some districts.

The percentage of workpeople unemployed, as indicated by the unemployment books lodged at Employment Exchanges, was 8.6 on the 24th November, as compared with 11.6 on the 27th October and 15.2 on the 26th November, 1923.

In the Oldham, Ashton and Stockport districts employment showed a further improvement during the month; the 32-hour week was generally worked by firms in the American section. In the Stalybridge district the Egyptian section was on full time. In the manufacturing section in the Oldham district employment was better than in the previous month. In the Bolton, Chorley and Leigh districts employment with spinners continued good; with weavers in the Bolton district it was fairly good, and there was a demand for weavers at Leigh, while with cardroom workers there was little change. At Bury employment was still bad, at Rochdale it was slack; but it was better than a month earlier at both places.

The improvement reported last month in the weaving districts was well maintained. In the Blackburn district there was a definite and general improvement, although a large number of looms were still idle and some mills were still closed. There was a considerable demand for weavers in this district. In the Burnley district there was also some improvement. At Todmorden there was some improvement, but under-employment continued to be considerable. At Darwen, although four mills were still closed, a shortage of weavers was reported. In the Nelson and Colne districts the operatives were well employed on striped, check and coloured goods.

The following Table summarises the information received from those employers who furnished returns for the three periods under review:—

DEPARTMENTS.	Number of Workpeople.			Total Wages paid to all Workpeople.		
	Week ended 29th Nov., 1924.	Inc. (+) or Dec. (-) on a		Week ended 29th Nov., 1924.	Inc. (+) or Dec. (-) on a	
		Month ago.	Year ago.		Month ago.	Year ago.
Preparing	11,519	+ 0.6	+ 6.9	19,776	+ 6.2	+ 10.7
Spinning	21,770	+ 1.2	+ 5.8	39,298	+ 4.8	+ 9.6
Weaving	32,731	+ 2.0	+ 6.4	58,042	+ 1.4	+ 14.0
Other	7,898	+ 0.9	+ 0.8	19,108	+ 2.0	+ 4.8
Not specified ..	7,683	+ 2.2	+ 3.8	15,109	+ 0.1	+ 4.8
Total	81,601	+ 1.5	+ 5.5	151,328	+ 2.8	+ 10.2
DISTRICTS.						
Ashton	2,752	+ 2.1	+ 9.4	5,123	+ 3.8	+ 12.6
Stockport, Glossop and Hyde	6,335	+ 2.6	+ 4.5	11,052	+ 6.2	+ 6.9
Oldham	10,440	+ 0.5	+ 4.8	19,237	+ 7.9	+ 5.4
Bolton and Leigh ..	14,784	- 0.6	+ 1.5	26,113	+ 0.0	+ 4.8
Bury, Rochdale, Heywood, Walsden, and Todmorden	6,604	- 0.4	+ 1.1	11,812	+ 4.9	+ 16.6
Manchester	5,783	+ 8.9	+ 16.9	9,932	+ 3.4	+ 18.1
Preston and Chorley ..	6,070	- 0.3	+ 1.9	10,818	- 0.4	+ 10.4
Blackburn, Accrington and Darwen	8,999	+ 3.8	+ 12.2	17,716	+ 3.6	+ 18.7
Burnley, Padiham, Colne and Nelson	10,726	+ 1.0	+ 9.9	23,495	+ 0.1	+ 13.8
Other Lancashire Towns	2,851	+ 5.3	- 1.0	5,063	+ 6.8	+ 2.7
Yorkshire Towns ..	3,575	- 1.8	- 0.4	6,443	+ 0.6	+ 6.4
Other Districts	2,702	+ 3.1	+ 4.2	4,504	+ 1.8	+ 6.6
Total	81,601	+ 1.5	+ 5.5	151,328	+ 2.8	+ 10.2

Returns from firms employing 73,527 workpeople showed that 12½ per cent. of these workpeople were on short time to the extent of 15 hours on the average in the week ended 29th November.

The following Table shows the number of men and of women registered as applicants for employment at Employment Exchanges at 3rd November, 1924, in the principal centres, at which approximately 87 per cent. of the total number of applicants for employment in the cotton trade were registered:—

Department.	Number of Applicants for Employment at 3rd November, 1924.			Inc. (+) or Dec. (-) as compared with 6th Oct., 1924.		
	Men.	Women.	Total.	Men.	Women.	Total.
Card & Blowing Room	1,255	6,444	7,699	- 635	- 3,425	- 4,060
Spinning	5,952	5,652	11,604	- 5,259	- 2,304	- 7,563
Beaming, Winding and Winding	1,483	7,158	8,641	- 432	- 2,521	- 2,953
Weaving	2,256	5,923	8,179	- 554	- 2,303	- 2,857
Other Processes ..	773	578	1,351	- 39	+ 43	+ 4
Total	11,719	25,755	37,474	- 6,919	- 10,510	- 17,429

The imports (less re-exports) of raw cotton (including cotton linters) were 197,067,500 lb. in November, 1924, compared with 183,687,400 lb. in October, 1924, and with 167,597,800 lb. in November, 1923.

The exports of cotton yarn were 12,792,400 lb. in November, 1924, compared with 13,454,100 lb. in October, 1924, and with 14,619,500 lb. in November, 1923.

The exports of cotton piece goods were 329,455,300 square yards, as compared with 364,295,900 square yards in the previous month and with 349,697,400 square yards in November, 1923.

BOOT AND SHOE INDUSTRY.

EMPLOYMENT during November was only moderate on the whole, and much short time was again worked. It showed little change as compared with October.

The percentage of workpeople unemployed, as indicated by the unemployment books lodged at Employment Exchanges, was 9.7 on the 24th November, as compared with 10.0 on the 27th October and 9.6 on the 26th November, 1923.

The following Table summarises the information received from those employers who furnished returns for the three periods under review:—

DEPARTMENTS.	Number of Workpeople.			Total Wages paid to all Workpeople.		
	Week ended 29th Nov., 1924.	Inc. (+) or Dec. (-) on a		Week ended 29th Nov., 1924.	Inc. (+) or Dec. (-) on a	
		Month ago.	Year ago.		Month ago.	Year ago.
ENGLAND AND WALES:—						
London	2,057	+ 0.4	+ 5.9	4,671	+ 1.2	+ 11.2
Leicester	8,331	+ 0.1	- 2.3	20,592	+ 12.2	+ 4.6
Leicester County District	2,089	+ 0.6	- 0.2	4,848	+ 1.0	- 2.3
Northampton	6,895	- 0.7	+ 2.2	16,455	- 8.7	+ 7.7
Northampton County District	8,043	- 0.2	+ 3.8	18,293	- 1	

was much short time working at Stafford, and employment generally was very slack. At Norwich employment was fair and much better than in November of last year. A further decline was reported in the Bristol and Kingswood district, where employment was generally poor. At Street employment was fair, but not so good as in the previous month. The seasonal depression in the slipper trade of the Rossendale Valley continued, and employment declined.

At Scottish centres employment declined on the whole. It was fair at Glasgow, very quiet at Edinburgh, and slack in most other centres; there was a decline at Maybole; at Arbroath employment was again extremely depressed.

The following Table shows the number of men and of women registered as applicants for employment at Employment Exchanges at 3rd November, 1924, in the principal centres, at which approximately 74 per cent. of the total number of applicants for employment in the boot and shoe industry were registered:—

Department.	Number of Applicants for Employment at 3rd November, 1924.			Inc. (+) or Dec. (-) as compared with 6th October, 1924.		
	Men.	Women	Total.	Men.	Women	Total.
Boot and Shoe Manufacture:						
Preparing Department	162	23	185	+ 15	- 4	+ 11
Rough Stuff Department	387	20	407	- 15	+ 2	- 13
Cleaving Department	1,043	98	1,141	- 32	+ 6	- 26
Closing Department	25	1,235	1,260	..	+118	+118
Making Department	2,327	61	2,388	- 90	+ 3	- 87
Finishing Department	1,535	496	2,031	- 64	- 55	-119
Slipper Making	571	134	705	+ 96	+ 44	+140
Olog Making	33	1	34	+ 7	..	+ 7
Repairing and Hand Sewn Work	643	2	645	- 5	- 2	- 7
Total	6,726	2,070	8,796	- 88	+112	+ 24

The exports of boots and shoes in November, 1924, amounted to 136,322 dozen pairs, or 4,073 dozen pairs more than in October, 1924, and 16,022 dozen pairs more than in November, 1923.

PAPER MANUFACTURE, PRINTING, AND BOOKBINDING.

EMPLOYMENT in the paper trade continued moderate on the whole; there was a slight improvement in some districts, but in several districts work was suspended for short periods or the workpeople were on short time.

With letterpress printers employment, generally, was fairly good; there was some improvement at some of the provincial centres, but at Glasgow employment was reported as slack and worse than during the previous month. Employment with electrotypers and stereotypers was good and generally better than in October, although at Manchester a slight decline was reported.

In the lithographic printing trade employment, generally, continued fairly good. With lithographic artists employment was fair in London and Manchester.

With bookbinders employment on the whole was fair. There was some improvement in London and at Manchester, though employment was reported as slack at the latter place; at Newcastle employment was bad and worse than in October.

The percentage of unemployed among workpeople covered by the Unemployment Insurance Acts in the printing and book-binding trades was 5.2 at 24th November, compared with 5.1 at 27th October and 5.3 at 26th November, 1923. In the paper and paper board making industry the percentage was 7.3 at 24th November, compared with 7.8 at 27th October and 9.1 at 26th November, 1923.

The following Table summarises the returns received from Trade Unions:—

Department.	No. of Members of Unions at end of November 1924.	Percentage Unemployed at end of			Increase (+) or Decrease (-) on a	
		Nov., 1924.	Oct., 1924.	Nov., 1923.	Month ago.	Year ago.
Letterpress Printing:						
London	34,762	2.9	2.8	3.4	+ 0.1	- 0.5
Northern Counties, Yorkshire, Lancashire and Cheshire	13,507	3.7	3.3	3.6	+ 0.4	+ 0.1
Midlands and Eastern Counties	7,615	2.4	2.5	2.7	- 0.1	- 0.3
Scotland	5,782	3.2	3.3	4.1	- 0.1	- 0.9
Other Districts	6,560	2.8	3.0	2.6	- 0.2	+ 0.2
Total	68,226	3.0	2.9	3.4	+ 0.1	- 0.4
Lithographic Printing	9,520	2.8	2.9	4.2	- 0.1	- 1.4
Bookbinding	15,015	2.6	2.9	3.8	- 0.3	- 1.2

BUILDING TRADE.

EMPLOYMENT in the building trade during November continued good, on the whole, with skilled operatives, except painters, and generally slack with unskilled workers. There was a slight seasonal increase in the numbers unemployed as compared with October, but this was mainly due to the increasing slackness in the painting and decorating section of the trade; as compared with November, 1923, there was a general improvement. In a few instances a little overtime was worked, and in certain districts some irregular time was occasioned on outside work owing to unfavourable weather conditions.

As regards individual occupations, employment continued very good generally with bricklayers and plasterers and good in most districts with masons and with carpenters and joiners; in a considerable number of districts there was again an unsatisfied demand for one or more of the foregoing classes of operatives, especially bricklayers and plasterers. Employment remained fairly good generally with slaters and plumbers, but with painters there was a continuance of the seasonal decline, and employment was bad at most centres; it continued slack, on the whole, with builders' labourers.

The following Table shows the numbers and approximate percentages* of workpeople insured under the Unemployment Insurance Acts who were unemployed at 24th November, and the increase or decrease in the percentages as compared with October, 1924, and November, 1923. The figures are analysed according to the principal occupations, and also by district:—

Occupations.	Total Number of Insured Workpeople Unemployed at 24th Nov., 1924.	Approximate Percentage Unemployed.	Increase (+) or Decrease (-) in percentage as compared with	
			A Month ago.	A Year ago.
Carpenters	2,867	2.3	..	- 1.5
Bricklayers	807	1.4	+ 0.2	- 0.3
Masons	656	2.9	+ 0.4	- 0.1
Slaters	208	4.0	+ 0.4	- 0.4
Plasterers	269	1.7	+ 0.1	- 2.0
Painters	22,364	20.8	+ 4.2	- 2.5
Plumbers	1,554	4.5	- 0.2	- 2.2
Labourers of above	26,808	10.5	+ 0.4	- 3.6
All other occupations	26,032	26.3	+ 1.2	- 0.7
Total	81,565	11.3	+ 1.0	- 2.1
Divisions.				
London	22,657	14.6	+ 1.2	- 1.6
South-Eastern	8,998	8.1	+ 0.8	- 1.7
South-Western	7,852	8.8	+ 0.9	- 1.9
Midlands	7,827	9.9	+ 0.5	- 3.4
North-Eastern	9,220	10.4	+ 1.2	- 3.1
North-Western	11,468	12.4	+ 1.1	- 2.6
Scotland	7,216	10.8	+ 1.2	- 2.9
Wales	3,137	12.1	+ 1.0	- 1.8
Northern Ireland	3,190	25.0	+ 0.6	+ 3.5
Great Britain and Northern Ireland	81,565	11.3	+ 1.0	- 2.1

BUILDING PLANS APPROVED.

RETURNS from Local Authorities in 143 of the principal urban areas in Great Britain (except the London County Council area), with a total population of 16,226,000, show that in November, 1924, plans were passed for buildings of an estimated cost of £4,046,800, as compared with £4,576,800 in October, 1924, and £4,691,900 in November, 1923. Of the total for November, 1924, dwelling-houses accounted for £2,780,300; factories and workshops for £154,200; shops, offices, warehouses, and other business premises for £359,700; and other buildings, and additions and alterations to existing buildings, for £752,600.

BRICK TRADE.

EMPLOYMENT in the brick trade during November continued good generally, and showed an improvement as compared with the previous month; there was little short time working, and employment was much better than a year ago.

The percentage of workpeople unemployed in the brick, pipe, tile, etc., trades, as indicated by the unemployment books lodged at Employment Exchanges at 24th November, 1924, was 8.0, as compared with 7.8 at 27th October and with 8.7 at 26th November, 1923.

The following Table summarises the information received as to the number of workpeople employed and the amount of wages paid by those employers who furnished returns for the three periods under consideration:—

* Figures are not available as to the exact numbers of insured workpeople in each of the occupations shown in the first column of the Table in the building industry. For the purpose of computing the percentages given in the third column, the total numbers insured, in each occupation, have been roughly estimated by applying ratios derived from the exchange of unemployment books which took place in 1922 to the total number of insured workers engaged in the building industry as shown by the 1924 exchange of books. In view of the probability that changes have taken place, since 1922, in the ratios referred to, the percentages of unemployed, as given in the third column, should not be regarded as more than approximate indications of the actual proportions unemployed in the different occupations.

Districts.	No. of Workpeople.			Total Wages Paid to all Workpeople.		
	Week ended 29th Nov., 1924.	Inc. (+) or Dec. (-) on a		Week ended 29th Nov., 1924.	Inc. (+) or Dec. (-) on a	
		Month ago.	Year ago.		Month ago.	Year ago.*
Northern Counties, Yorkshire, Lancashire and Cheshire	1,795	+ 0.4	+ 14.6	£ 4,441	+ 0.3	+ 23.5
Midlands and Eastern Counties	4,768	+ 2.1	+ 18.6	12,515	+ 4.5	+ 31.2
South and South-West Counties and Wales	1,546	+ 0.2	+ 12.8	3,897	- 0.5	+ 21.9
Scotland	167	- 1.8	- 4.0	447	+ 1.8	+ 6.4
Total	8,276	+ 1.3	+ 16.1	21,300	+ 2.6	+ 28.8

POTTERY TRADES.

EMPLOYMENT in the pottery trades showed little change as compared with the previous month. It continued good in the tile, sanitary earthenware and fireclay sections, and generally fair to moderate in other branches.

At Burslem and Stoke-on-Trent employment showed little change, and at Longton a further improvement was reported. There was also a slight improvement at Hanley, but at Newcastle-under-Lyme employment showed a slight decline. At Derby and Worcester employment was good; in the Bristol area it showed an improvement, but at Glasgow it was still reported as bad.

The percentage of workpeople unemployed, as indicated by the unemployment books lodged at Employment Exchanges at 24th November, 1924, was 11.1, as compared with 10.9 at 27th October, and 11.4 at 26th November, 1923.

The following Table summarises the information received from employers who furnished returns for the three periods under review:—

BRANCHES.	Number of Workpeople.			Total Wages paid to all Workpeople.		
	Week ended 29th Nov., 1924.	Inc. (+) or Dec. (-) on a		Week ended 29th Nov., 1924.	Inc. (+) or Dec. (-) on a	
		Month ago.	Year ago.*		Month ago.	Year ago.*
China Manufacture	1,501	+ 0.6	+ 3.5	2,867	- 1.7	- 6.3
Earthenware Manufacture	9,345	- 0.6	- 5.2	17,211	- 2.9	+ 6.4
Other Branches (including unspecified)	1,823	+ 0.1	- 0.3	3,518	- 0.4	+ 6.8
Total	12,669	- 0.4	+ 4.2	23,596	- 2.4	+ 4.7
DISTRICTS.						
North Staffordshire	9,641	- 0.2	+ 2.9	16,738	- 3.9	+ 1.2
Other Districts	3,028	- 0.9	+ 8.4	6,858	+ 1.5	+ 14.3
Total	12,669	- 0.4	+ 4.2	23,596	- 2.4	+ 4.7

Returns from employers relative to short-time working showed that of 11,454 workpeople employed by firms furnishing information, 3,007, or 26 per cent., were working on an average 12 hours less than full time in the week ended 29th November, 1924.

SEAMEN.

DURING November employment with seamen was slack on the whole. Among insured workpeople in the shipping service the percentage unemployed at 24th November was 22.0, compared with 20.3 at 27th October, and 20.7 at 26th November, 1923.

On the Thames the demand for men was good in the first half of November, and declined subsequently. On the Tyne it was fair in the early part of the month, and moderate afterwards. Employment on the Wear was moderate. It declined on the Tees up to the end of the third week of November, and improved subsequently. The demand at Hull was fair during the first half of the month, and quiet afterwards. At Southampton and at Bristol it was generally quiet. Employment at Avonmouth and at Swansea was again fair, except for a falling off at the former port during the second week of November. The demand at Newport was moderate on the whole, and improved considerably towards the close of the month. It fluctuated from fair to slack at Cardiff. In the foreign-going trade on the Mersey the demand was fair to moderate, and showed a substantial decline in the last week of the month. At Manchester it continued fair.

The demand on the Clyde declined until 22nd November, and improved somewhat afterwards, being described as moderate at the end of the month. At Leith it fluctuated from good to quiet. At Belfast it was quiet.

The following Table shows the number of seamen shipped in British registered foreign-going vessels at the undermentioned ports of Great Britain and Northern Ireland during November:—

* Comparison of earnings is affected by changes in rates of wages.

Principal Ports.	Number of Seamen* Shipped at the Ports shown.				
	Nov., 1924.	Inc. (+) or Dec. (-) on a		Eleven months ended	
		Month ago.	Year ago.	Nov., 1924.	Nov., 1923.
ENGLAND & WALES:					
Liverpool	10,675	- 2,138	+ 580	131,216	133,840
Manchester	729	- 377	- 28	9,024	8,038
London	7,681	- 1,743	- 377	92,103	82,158
Southampton	9,172	- 2,155	+ 1,528	97,785	104,739
Tyne Ports	1,772	- 1,181	+ 759	21,127	13,406
Sunderland	275	+ 80	+ 190	2,555	1,733
Middlesbrough	414	+ 31	+ 27	4,842	4,045
Hull	1,562	+ 518	+ 76	17,608	16,437
Grimsby	3	+ 1	- 21	172	210
Bristol	753	- 175	+ 14	10,374	11,136
Newport, Mon.	911	+ 412	+ 26	8,964	10,392
Cardiff	2,699	+ 127	+ 44	32,100	30,347
Swansea	462	- 228	- 231	8,097	9,014
SCOTLAND:					
Leith	237	- 127	- 120	4,005	3,954
Kirkcaldy, Methil and Grangemouth	262	- 82	+ 57	3,162	2,483
Glasgow	2,635	- 1,735	+ 498	36,457	32,373
NORTHERN IRELAND:					
Belfast	184	- 70	- 307	2,275	2,627
Total	40,376	- 10,038	+ 2,715	481,956	466,932

DOCK AND RIVERSIDE LABOUR.

EMPLOYMENT among dock labourers during November continued slack on the whole. Among insured workpeople in the canal, river, harbour and dock service 26.7 per cent. were unemployed at 24th November, compared with 25.9 per cent. at 27th October and 24.5 at 26th November, 1923.

London.—The following Table shows the average daily number of dock labourers employed at docks and wharves in respect of which returns were received for each week of the month:—

Period.	Average Daily Number of Labourers employed in Docks and at Principal Wharves in London.				
	In Docks.			At Wharves making Returns.	Total Docks and Principal Wharves.
	By the Port of London Authority or through Contractors.	By Ship-owners, etc.	Total.		
Week ended—					
1st Nov., 1924	4,987	2,175	7,162	8,278	15,440
8th ..	4,994	1,671	6,665	8,013	14,678
15th ..	4,827	2,128	6,955	8,620	15,575
22nd ..	5,384	1,920	7,304	8,555	15,859
29th ..	6,040	2,128	8,168	8,763	16,931
Average for 5 weeks ended 29th Nov., 1924	5,247	2,004	7,251	8,446	15,697
Average for Oct., 1924	5,526	2,025	7,551	8,036	15,587
Average for Nov., 1923	5,483	2,307	7,790	8,137	15,927

Tilbury.—The mean daily number of dock labourers employed in November was 971, as compared with 913 in the previous month and with 1,001 in November, 1923.

East Coast.—Employment with coal trimmers and teamers on the Tyne and Wear was slack and worse than in October. It continued slack with other classes of workers on the Wear and at Blyth, and fair on the Tyne. At Middlesbrough employment declined and was very slack, and it continued slack at Hull. At other East Coast ports it was moderate on the average.

Western and Southern Section.—Employment at Liverpool was moderate. The average weekly number of dock labourers registered at the clearing houses under the Liverpool Docks Scheme as employed in the four weeks ended 24th November was 15,917, compared with 15,529 in the four weeks ended 27th October and with 15,523 in November, 1923. The average weekly amount of wages paid to these men through the clearing houses was £47,592 in the four weeks ended 24th November, compared with £46,510 in the four weeks ended 27th October and with £40,619 in November, 1923. At Manchester employment was good.

Employment was slack on both tinplate and coal shipments at the South Wales ports. It continued good at Bristol and Avonmouth. At Southampton employment showed a slight falling off, but was still fair. At Plymouth it was slack, and at other South Western ports fair.

Scottish and Irish Ports.—At Dundee employment was fair and not so good as in October. It was fair at Glasgow and moderate at Leith. At Belfast it was fair.

* It will be understood that the numbers given are the numbers of separate engagements, and not of separate individuals.
† Including Birkenhead and Garston.
‡ Including Avonmouth and Portishead.
§ Including Barry and Penarth

UNEMPLOYMENT IN INSURED INDUSTRIES.

The statistics here presented show, industry by industry, the number of persons insured under the Unemployment Insurance Acts, and the number and percentage of such persons who were unemployed on 24th November, 1924. "Unemployed" as used in these statistics does not necessarily mean that the person is definitely without a job. Persons who on 24th November, 1924, were not at work because they were suspended, "stood off," "furloughed," or on short time, and whose unemployment books were lodged at Exchanges, are counted in the statistics as "unemployed."

Under the Unemployment Insurance Acts, substantially all employed persons, except outworkers and persons employed in agriculture and private domestic service, must be insured against unemployment. Every person so insured is given an Unemployment Book on which *inter alia* the industry of the employer has been recorded. Employees of local authorities, railways and certain other public utility undertakings, members of the police forces, and persons with rights under a statutory superannuation scheme, may, in certain circumstances, be exempted. Persons employed otherwise than by way of manual labour at a rate of remuneration exceeding in value £250 per annum are excepted, as are also juveniles under sixteen years of age.

The number of persons insured under the Unemployment Insurance Acts in Great Britain and Northern Ireland is estimated at approximately 11,508,000. This figure is computed annually, and is estimated from a count of the unemployment books which are exchanged annually. This annual exchange commences in the first week of July, but it is not until the end of September that the exchange of books is sufficiently near completion to allow of a satisfactory estimate being made. In making this annual estimate consideration is given not only to the actual number of books exchanged, but also to the number likely to be exchanged in the course of the insurance year.

Every insured person claiming unemployment benefit must lodge his unemployment book at an Employment Exchange when making a claim. It is possible therefore to obtain from a count of the lodged books a record of unemployment in insured trades. The figures given of numbers unemployed are not, however, confined to persons in receipt of benefit. They include:—

- (a) Insured persons, unemployed and in receipt of benefit;
- (b) Insured persons not in receipt of benefit, but known to be unemployed by reason of their maintaining registration at an Employment Exchange or otherwise;
- (c) Insured persons who are not in receipt of benefit and are not maintaining registration, but whose unemployment books remain lodged at Employment Exchanges. Provided there is no definite evidence of employment these are counted in the statistics for two months after the insured person's last attendance at an Exchange.

Insured persons who are disqualified for the receipt of benefit under the trade dispute disqualification are not included amongst the numbers unemployed.

In July, 1923, the classification of insured workpeople was revised so as to bring it, so far as practicable, into conformity with the industrial grouping adopted in connection with the 1921 census of population. At the same time the classification was put on a strictly industrial basis, all unemployment books being classified according to the industry of the employer, or, in the case of unemployed persons, of the last employer. Consequently the statistics of unemployment industry by industry subsequent to June, 1923, are not strictly comparable with those prior to that date.

NUMBERS AND PERCENTAGES UNEMPLOYED.

INDUSTRY.	ESTIMATED NUMBER OF INSURED PERSONS AT JULY, 1924. (GREAT BRITAIN AND NORTHERN IRELAND.)			NUMBER OF UNEMPLOYMENT BOOKS REMAINING LODGED AT 24TH NOVEMBER, 1924. (GREAT BRITAIN AND NORTHERN IRELAND.)			PERCENTAGE UNEMPLOYED AT 24TH NOVEMBER, 1924.			INCREASE (+) OR DECREASE (-) AS COMPARED WITH 27TH OCTOBER, 1924. (GREAT BRITAIN AND NORTHERN IRELAND.)			
	Males.	Females.	Total.	Males.	Females.	Total.	Great Britain and Northern Ireland.			Great Britain only.	Males.	Females.	Total.
							Males.	Females.	Total.				
Fishing	25,150	600	25,750	2,753	32	2,785	10.9	5.3	10.8	10.2	+0.1	+1.5	+0.2
Mining	1,252,430	7,920	1,260,350	112,705	896	113,601	9.0	11.3	9.0	9.0	-1.3	+0.8	-1.3
Coal Mining	17,050	40	17,090	3,163	4	3,172	18.6	10.0	18.6	18.4	-3.5	+5.0	-3.5
Iron Ore and Ironstone Mining and Quarrying	4,950	50	5,000	874	5	879	17.7	10.0	17.6	17.6	+0.5	+4.0	+0.5
Lead, Tin and Copper Mining	35,840	300	36,140	2,242	16	2,258	6.3	5.3	6.2	5.9	+1.1	+1.6	+1.0
Stone Quarrying and Mining	10,120	10	10,130	117	2	119	1.2	20.0	1.2	1.2	—	—	—
Slate Quarrying and Mining	20,550	1,610	22,160	1,281	152	1,433	6.2	9.4	6.5	6.2	+0.1	-0.3	+0.1
Other Mining and Quarrying	13,270	270	13,540	612	23	635	4.6	8.5	4.7	4.7	+0.3	+2.6	+0.3
Clay, Sand, Gravel and Chalk Pit Digging	13,230	260	13,490	1,758	26	1,784	13.3	10.0	13.2	13.2	+0.4	-1.2	+0.4
Non-Metalliferous Mining Products	11,110	690	11,800	2,060	83	2,143	18.5	12.0	18.2	18.2	-0.5	+0.8	-0.3
Coke Ovens and By-Product Works	15,330	690	16,020	1,050	62	1,112	6.8	9.0	6.9	7.0	-1.0	—	-0.9
Artificial Stone and Concrete Manufacture	62,770	7,720	70,490	4,498	1,155	5,653	7.2	15.0	8.0	7.8	+0.2	+0.8	+0.2
Cement, Limekilns and Whiting Works	37,960	35,290	73,250	3,345	4,818	8,163	8.8	13.7	11.1	11.1	—	+0.5	+0.2
Brick, Tile, etc., Making	21,750	5,280	26,980	2,903	472	3,375	13.3	9.0	12.5	12.5	-1.6	-0.1	-1.2
Pottery, Earthenware, etc.	16,260	1,780	18,040	3,786	184	3,970	23.3	10.3	22.0	21.9	-3.6	-0.4	-3.3
Ammunition Explosives, Chemicals, etc.	70,010	21,630	91,640	7,501	1,444	8,945	9.9	6.7	9.2	9.1	+0.2	+0.3	+0.2
Chemicals Manufacture	18,820	5,440	24,260	1,232	438	1,670	8.9	8.1	8.7	8.6	—	-0.3	-0.1
Explosives Manufacture	12,910	3,530	16,440	633	243	876	4.9	6.9	5.3	5.3	+0.4	+0.6	+0.4
Paint, Varnish, Japan, Red and White Lead Manufacture	54,270	19,430	73,700	4,312	1,690	6,002	7.9	8.7	8.1	8.1	—	+0.4	+0.1
Oil, Grease, Glue, Soap, Ink, Match, etc., Manufacture	29,880	310	30,190	5,221	25	5,246	17.5	8.1	17.4	17.4	+0.2	-4.2	+0.1
Metal Manufacture and Secondary Processes	203,150	4,120	207,270	48,118	357	48,475	23.7	8.7	23.4	23.4	—	-1.8	-0.1
Pig Iron Manufacture (Blast Furnaces)	36,500	3,530	40,030	4,340	317	4,657	11.9	9.0	11.6	11.7	-0.3	-0.6	-0.4
Steel Melting and Iron Puddling Furnaces, Iron and Steel Rolling Mills and Forges	24,960	4,300	29,260	4,264	607	4,871	17.1	14.1	16.6	16.6	+10.8	+8.6	+10.4
Manufacture of Brass, Copper, Zinc, Tin, Lead, etc.	25,690	1,530	27,220	4,888	191	5,079	19.0	12.5	18.7	18.6	+2.8	+0.3	+2.7
Manufacture of Tin Plates	20,480	4,010	24,490	2,542	475	3,017	12.4	11.8	12.3	12.3	-1.4	+0.9	-1.0
Iron and Steel Tube Making	558,500	38,880	627,380	89,933	2,358	92,291	15.3	6.1	14.7	14.6	-0.6	+0.2	-0.6
Wire, Wire Netting, Wire Rope Manufacture	58,080	13,450	71,530	3,124	788	3,912	5.4	5.9	5.5	5.5	—	+0.1	—
Engineering, etc.— Engineers' Iron and Steel Founding	64,960	1,250	66,210	11,273	49	11,322	17.4	3.9	17.1	16.9	-0.4	-0.7	-0.4
Electrical Engineering	23,120	890	24,010	3,375	39	3,414	14.6	4.4	14.2	14.2	+1.0	—	+1.0
Marine Engineering, etc.	184,500	18,840	203,340	16,153	1,449	17,602	8.8	7.7	8.7	8.6	-0.8	-1.2	-0.9
Construction and Repair of Motor Vehicles, Cycles and Aircraft	22,090	2,460	24,550	2,777	219	2,996	12.6	8.9	12.2	11.9	-0.4	+0.5	-0.3
Construction and Repair of Carriages, Carts, etc.	51,000	1,180	52,180	4,302	45	4,347	8.4	3.8	8.3	8.3	-0.2	-1.0	-0.2
Railway Carriage, Wagon and Tram-car Building	231,610	3,480	235,090	80,307	217	80,524	31.9	6.2	31.6	31.2	+0.2	-1.6	+0.2
Shipbuilding and Ship Repairing													

NUMBERS AND PERCENTAGES UNEMPLOYED.

INDUSTRY.	ESTIMATED NUMBER OF INSURED PERSONS AT JULY, 1924. (GREAT BRITAIN AND NORTHERN IRELAND.)			NUMBER OF UNEMPLOYMENT BOOKS REMAINING LODGED AT 24TH NOVEMBER 1924. (GREAT BRITAIN AND NORTHERN IRELAND.)			PERCENTAGE UNEMPLOYED AT 24TH NOVEMBER, 1924.			INCREASE (+) OR DECREASE (-) AS COMPARED WITH 27TH OCTOBER, 1924. (GREAT BRITAIN AND NORTHERN IRELAND.)			
	Males.	Females.	Total.	Males.	Females.	Total.	Great Britain and Northern Ireland.			Great Britain only.	Males.	Females.	Total.
							Males.	Females.	Total.				
Metal Trades													
Stove, Grate, Pipe, etc., and General Iron Founding	74,780	7,090	81,870	8,903	761	9,664	11.9	10.7	11.8	11.6	-1.2	-1.4	-1.3
Electrical Wiring and Contracting	11,970	880	12,850	833	20	853	7.0	2.3	6.6	6.5	-0.8	-0.5	-0.8
Electrical Cable, Wire and Electric Lamp Manufacture	48,700	26,240	74,940	3,172	1,722	4,894	6.5	6.6	6.5	6.5	—	-0.7	-0.3
Hand Tool, Cutlery, Saw, File Making	23,540	8,140	31,680	3,694	886	4,580	15.7	10.9	14.5	14.5	+1.2	+2.6	+1.6
Bolts, Nuts, Screws, Rivets, Nails, etc., Manufacture	15,630	11,860	27,490	2,390	1,943	4,333	15.3	16.4	15.8	15.8	-0.5	-1.0	-0.7
Brass and Allied Metal Wares Manufacture	18,600	11,210	29,810	2,635	1,670	4,305	14.2	14.9	14.4	14.4	-3.1	-1.5	-2.6
Heating and Ventilating Apparatus	5,930	430	6,360	363	12	375	6.8	2.8	6.5	6.5	+0.1	+1.4	+0.2
Watches, Clocks, Plate, Jewellery, etc., Manufacture	27,420	19,940	47,360	3,000	1,640	4,640	10.9	8.2	9.8	9.8	-1.5	-0.2	-0.9
Other Metal Industries	112,180	63,370	175,550	11,759	8,530	20,289	10.5	13.5	11.6	11.5	-0.2	-0.8	-0.4
Textile Trades													
Cotton	201,450	360,940	562,390	15,205	33,166	48,371	7.5	9.2	8.6	8.6	-3.0	-2.9	-3.0
Woolen and Worsted	110,650	150,240	260,890	10,084	12,563	22,647	9.1	8.4	8.7	8.6	—	+1.3	+0.7
Silk	15,880	25,840	41,720	946	1,948	2,894	6.0	7.5	6.9	6.9	+1.5	+1.5	+1.5
Linen	25,020	57,510	82,530	3,061	5,245	8,306	11.9	9.1	10.0	10.3	-1.1	-1.1	-1.1
Jute	13,150	28,070	41,220	1,830	2,481	4,311	13.9	8.8	10.5	10.5	+0.8	-0.7	-0.2
Hemp Spinning and Weaving, Rope, Cord, Twine, etc., Making	7,620	12,980	20,600	917	2,150	3,067	12.0	16.6	14.9	12.3	-0.3	-3.8	-2.5
Hosiery	20,330	73,080	93,410	1,317	5,812	7,129	6.5	8.0	7.6	7.6	+0.4	+0.1	+0.1
Lace	8,440	11,890	20,330	2,207	1,865	4,072	26.1	15.7	20.0	20.0	+1.5	+0.6	+0.6
Carpet Manufacture	11,810	15,150	26,960	652	1,288	1,940	5.5	8.5	7.2	7.1	-1.2	-1.2	-1.2
Other Textile Industries	13,230	30,650	43,880	1,302	4,068	5,370	9.8	13.3	12.2	12.4	+0.5	+0.2	+0.2
Textile, Bleaching, Printing, Dyeing, etc.	83,920	33,600	117,520	10,529	3,987	14,516	12.5	11.9	12.4	12.8	-0.6	-0.7	-0.6
Leather and Leather Goods													
Tanning, Currying and Leather Dressing	34,020	8,580	42,600	2,979	984	3,963	8.8	11.5	9.3	9.3	+0.7	+2.0	+0.9
Saddlery, Harness and other Leather Goods Manufacture	15,020	12,760	27,780	1,694	1,034	2,728	11.3	8.1	9.8	9.7	+0.2	-0.2	—
Clothing Trades													
Tailoring	68,200	123,250	189,450	8,758	16,304	25,062	13.2	13.2	13.2	12.9	+1.6	+1.4	+1.5
Dress and Mantle Making and Millinery	11,610	94,780	106,390	992	8,853	9,845	8.5	9.3	9.3	8.9	+1.3	+1.4	+1.4
Hat and Cap (including Straw Plait) Manufacture	14,190	19,440	33,630	1,910	3,066	4,976	13.5	15.8	14.8	14.8	+2.0	+1.5	+1.7
Blouses, Shirts, Collars, Underclothing, etc., Making	7,340	64,740	72,080	437	6,509	6,946	6.0	10.1	9.6	9.7	+0.9	-0.1	-0.1
Other Dress Industries	10,790	18,920	29,710	988	2,560	3,548	9.2	13.5	11.9	11.9	-0.3	-0.6	-0.6
Boot, Shoe, Slipper and Clog Trades	92,220	50,270	142,490	10,509	3,328	13,837	11.4	6.6	9.7	9.5	+0.2	-1.2	-0.3
Food, Drink and Tobacco													
Bread, Biscuit, Cake, etc., Making	94,580	49,960	144,540	10,089</									

MINISTRY OF LABOUR EMPLOYMENT EXCHANGES.*

The number of persons registered at Employment Exchanges in Great Britain and Northern Ireland as unemployed on 24th November, 1924, was 1,232,668. Of this number 941,501 were men, 32,067 boys, 230,384 women and 28,716 girls. Compared with 27th October there was a decrease of 14,427, which was distributed as follows:—Men, 1,183; women, 5,100; juveniles, 8,144.

During the four weeks ended 24th November, the number of vacancies filled by Employment Exchanges was 106,939, of which 65,546 were for men, 23,646 for women and 17,747 for juveniles.

The following Table summarises the work of the Exchanges during the four weeks ended 24th November, 1924:—

Week ended	Applications from Employers.		Vacancies Filled.	Number of Workpeople Registered as Unemployed.
	During Week.	Outstanding at end of Week.		
27th October, 1924 ..	30,321	24,054	25,662	1,247,095
3rd November, 1924 ..	32,165	23,478	23,229	1,271,597
10th " " ..	29,879	22,528	26,607	1,261,605
17th " " ..	30,726	22,008	27,300	1,251,417
24th " " ..	29,483	22,329	24,803	1,232,668
Total (4 weeks) ..	122,253	—	106,939	—

The figures above include casual occupations such as dock labourers and coal porters. In the following paragraphs statistics of these occupations are not included.

A detailed analysis of the figures above is not yet available, but statistics for the four weeks ended 3rd November are dealt with below:—

Applications from Workpeople.—The number of applications from persons seeking work, received at the Employment Exchanges during the four weeks ended 3rd November, was 890,679, equivalent to a daily average of 37,112. Of this daily average men accounted for 25,627, women for 8,760, and juveniles for 2,725. In the preceding month the corresponding averages were: men, 23,736; women, 9,113; juveniles, 2,779.

Vacancies Notified.—During the four weeks ended 3rd November there were 118,550 vacancies notified, representing a daily average of 4,940. Of this daily average 2,749 were for men, 1,262 for women, and 929 for juveniles, compared with a daily average during the previous month of 2,204 men, 1,234 women and 930 juveniles.

Vacancies Filled.—The total number of vacancies filled during the period was 101,080, a daily average of 4,212, as compared with 3,649 for the preceding statistical month. Of this daily average men accounted for 2,470, women for 984, and juveniles for 758. The corresponding figures for the previous month were: men, 1,954; women, 929; and juveniles 766.

Juveniles.—During the period 35,096 applications were received from boys and 30,309 from girls. The number of vacancies notified for boys was 11,862 and 9,795 vacancies were filled. In the case of girls 10,431 vacancies were notified and 8,385 were filled. Of the total vacancies filled by juveniles 22.8 per cent. were filled by applicants who obtained their first situation since leaving school.

Statistics relating to *Building Trades* (men) and to *Domestic Service* occupations (women) for the four weeks ended 3rd November have been compiled for the principal occupations, and the outstanding features are dealt with below.

In the building trades 6,084 vacancies were notified for men and 5,169 vacancies were filled. The principal occupations concerned were:—Carpenters, 1,788 vacancies notified and 1,513 filled; bricklayers, 584 vacancies notified and 412 filled; painters, 1,307 vacancies notified and 1,211 filled; and builders' labourers, 1,036 vacancies notified and 966 filled.

The number of applicants registered for employment in the building trades was 67,915 at 3rd November, compared with 61,560 at 6th October.

The number of vacancies notified for women in domestic service during the four weeks ended 3rd November was 12,264. Of this number 4,960 were for resident domestic servants, 3,058 for non-resident domestic servants, 2,726 for charwomen and 777 for waitresses; other domestic occupations accounting for 745.

Of the 8,345 vacancies filled, 2,143 were placings in resident domestic service, 2,426 as non-resident, 2,536 as charwomen and 635 as waitresses.

The total number of women applicants for work in domestic service was 40,567 on 3rd November, compared with 36,233 on 6th October.

* The figures relate to Great Britain and Northern Ireland; those in the first three paragraphs above, and in the Table in the second column, refer to all workpeople on the "Live Registers" of Exchanges, including persons "suspended" or "stood off," and those who, although employed on a basis of systematic short time, were not actually at work on the date in question. Previous to the October issue, the figures given in this GAZETTE have related to applicants for employment, excluding persons employed on a basis of systematic short time. For Great Britain alone, the corresponding figures, as published in the Press, show that on 24th November, 1924, the numbers registered as unemployed were 909,800 men, 220,800 women, and 59,800 juveniles, as compared with 947,000 men, 267,000 women, and 72,000 juveniles at 31st December, 1923.

The following Table shows for each of the Employment Exchange administrative areas, and for the principal towns therein, the number of persons registered at Employment Exchanges in Great Britain and Northern Ireland as unemployed on 24th November, 1924. In certain cases—e.g., Bristol, Birmingham, Sheffield, Liverpool, Glasgow, etc.—the figures cover more than one Exchange area.

Area.	Number of Persons registered as Unemployed on 24th November, 1924.				Inc.(+) or Dec.(-) as compared with 27th Oct., 1924.
	Men.	Women.	Juveniles.	Total.	
London Division ..	133,188	35,842	7,881	176,911	+ 5,713
South Eastern Division ..	45,554	9,643	4,509	59,706	+ 2,850
Brighton ..	2,480	731	224	3,435	+ 39
Chatham ..	2,969	347	657	3,973	+ 110
Ipswich ..	2,242	420	186	2,848	+ 43
Norwich ..	3,212	551	115	3,878	+ 284
Rest of South Eastern	34,651	7,594	3,327	45,572	+ 2,460
South Western Division ..	54,713	11,276	4,453	70,442	+ 2,319
Bristol ..	10,586	2,882	907	14,375	+ 766
Plymouth ..	5,103	820	460	6,383	+ 260
Portsmouth ..	6,296	887	493	7,676	+ 234
Reading ..	1,473	142	141	1,756	+ 26
Southampton ..	5,834	472	622	6,928	+ 642
Swindon ..	352	80	109	541	+ 114
Rest of South Western	25,069	5,993	1,721	32,783	+ 1,861
Midlands Division ..	104,557	39,274	4,546	148,377	+ 5,538
Birmingham ..	23,173	9,574	383	33,130	+ 3,113
Coventry ..	2,156	150	18	2,324	+ 81
Cradley Heath ..	3,883	965	158	5,006	+ 120
Derby ..	1,370	401	256	2,027	+ 439
Leicester ..	2,967	727	55	4,749	+ 12
Nottingham ..	1,274	602	54	1,930	+ 775
Nottingham ..	7,679	3,181	297	11,107	+ 406
Smethwick ..	3,199	1,458	101	4,758	+ 541
Stoke-on-Trent ..	6,479	3,924	279	10,682	+ 142
Walsall ..	4,565	1,055	223	5,843	+ 558
West Bromwich ..	3,193	586	142	3,921	+ 506
Wolverhampton ..	3,741	1,725	87	5,553	+ 302
Rest of Midlands	40,878	13,976	2,498	57,347	+ 1,709
North Eastern Division ..	197,095	30,079	11,957	239,131	+ 800
Barnsley ..	1,810	188	47	2,045	+ 285
Bradford ..	5,854	2,978	168	9,000	+ 191
Darlington ..	2,024	202	119	2,345	+ 486
Dewsbury ..	1,181	560	66	1,807	+ 76
Doncaster ..	826	176	154	1,156	+ 807
Gateshead ..	8,839	883	357	10,709	+ 581
Grimsby ..	2,740	287	386	3,413	+ 130
Hull ..	1,733	1,335	115	3,183	+ 1,401
Hartlepool ..	6,291	206	383	6,880	+ 328
Huddersfield ..	2,517	1,146	111	3,774	+ 509
Hull ..	7,488	756	748	8,992	+ 40
Leeds ..	12,807	4,331	353	17,491	+ 233
Lincoln ..	2,248	342	234	2,824	+ 283
Middlesbrough ..	10,657	462	680	11,799	+ 1,004
Newcastle-on-Tyne ..	12,799	1,675	704	15,178	+ 82
Rotherham ..	1,733	238	237	2,208	+ 254
Sheffield ..	20,882	3,298	1,296	25,476	+ 582
South Shields ..	6,706	430	347	7,483	+ 476
Stockton-on-Tees ..	5,618	196	228	6,042	+ 308
Sunderland ..	14,162	942	769	15,873	+ 182
York ..	1,786	248	117	2,151	+ 4,088
Rest of North Eastern	67,394	9,200	3,708	80,302	+ 16,331
North Western Division ..	170,313	59,493	13,843	243,649	+ 677
Accrington ..	1,992	363	88	2,443	+ 933
Ashton-under-Lyne ..	2,337	1,305	189	3,831	+ 126
Barrow ..	4,684	440	209	5,333	+ 643
Birkenhead ..	5,177	524	473	6,174	+ 983
Blackburn ..	2,244	813	190	3,247	+ 143
Blackpool ..	1,400	1,180	274	2,854	+ 317
Bolton ..	5,414	2,050	457	7,921	+ 669
Burnley ..	2,374	1,819	150	4,343	+ 35
Bury ..	1,699	1,126	109	2,934	+ 126
Chorley ..	1,163	530	104	1,797	+ 1,181
Liverpool ..	46,116	7,600	4,441	58,157	+ 1,758
Manchester ..	21,060	9,172	1,397	31,629	+ 274
Nelson ..	710	311	20	1,041	+ 578
Oldham ..	9,989	3,985	532	14,506	+ 81
Preston ..	2,803	825	78	3,706	+ 2,635
Rochdale ..	3,983	1,891	284	6,158	+ 180
St. Helens ..	2,169	362	162	2,693	+ 1,142
Salford ..	7,239	4,498	705	12,442	+ 453
Stockport ..	2,875	1,800	139	4,814	+ 297
Warrington ..	2,603	501	132	3,236	+ 421
Wigan ..	3,513	2,898	519	6,930	+ 2,445
Rest of North Western	38,769	15,500	3,191	57,460	+ 7,042
Scotland Division ..	131,836	31,480	8,853	172,169	+ 430
Aberdeen ..	4,844	1,062	190	6,096	+ 65
Clydebank ..	1,781	325	95	2,204	+ 271
Dunfermline ..	5,777	2,147	163	8,087	+ 347
Edinburgh ..	10,315	2,182	697	13,194	+ 2,985
Glasgow ..	55,587	14,090	4,110	73,787	+ 278
Greenock ..	5,684	1,104	309	7,097	+ 671
Motherwell ..	2,863	251	169	3,283	+ 142
Paisley ..	3,867	1,237	256	5,360	+ 2,961
Rest of Scotland	41,118	9,079	2,864	53,061	+ 6,933
Wales Division ..	72,704	3,745	3,758	80,207	+ 841
Cardiff ..	5,249	707	437	6,393	+ 1,065
Llanelli ..	1,497	151	106	1,754	+ 36
Newport ..	2,670	218	231	3,119	+ 1,058
Swansea ..	4,913	317	297	5,527	+ 8,101
Rest of Wales	58,375	2,352	2,687	63,414	+ 1,790
Northern Ireland ..	31,541	9,552	983	42,076	+ 2,032
Belfast ..	21,627	6,161	614	28,402	+ 290
Londonderry ..	2,541	852	103	3,496	+ 60
Lurgan ..	277	89	10	376	+ 137
Lisburn ..	546	339	54	939	+ 231
Newry ..	934	327	27	1,288	+ 202
Rest of Northern Ireland	5,616	1,784	175	7,575	+ 14,427
Total Gt. Britain and Northern Ireland ..	941,501	330,384	60,783	1,332,668	—

TRADE DISPUTES.*

Number, Magnitude and Duration.—The number of trade disputes involving a stoppage of work, reported to the Department as beginning in November in Great Britain and Northern Ireland, was 40, as compared with 37 in the previous month and 38 in November, 1923. The total number of workpeople involved in these disputes (including those thrown out of work at the establishments where the disputes occurred, though not themselves parties to the disputes) was approximately 5,000. In addition about 10,000 workpeople were involved, either directly or indirectly, in 32 disputes which began before November, and were still in progress at the beginning of that month. The number of new and old disputes was thus 72, involving about 15,000 workpeople, and resulting in a loss during November of about 134,000 working days.

The following Table analyses the disputes in progress in November in Great Britain and Northern Ireland by groups of industries, and indicates the number of workpeople involved at the establishments concerned and the approximate time lost during the month in all disputes in progress:—

Groups of Industries.	Number of Disputes in progress in November.			Number of Workpeople involved in all Disputes in progress in Nov.	Aggregate Duration in Working Days of all Disputes in progress in Nov.
	Started before 1st Nov.	Started in Nov.	Total.		
Mining and Quarrying ..	7	4	11	6,000	47,000
Metal, Engineering and Shipbuilding ..	5	8	13	1,000	11,000
Textile ..	3	6	9	3,000	26,000
Transport ..	2	8	10	2,000	7,000
Other ..	15	14	29	3,000	43,000
Total, Nov., 1924 ..	32	40	72	15,000	134,000
Total, Oct., 1924 ..	37	37	74	36,000	377,000
Total, Nov., 1923 ..	15	38	53	54,000	1,016,000

Causes.—Of the 40 disputes beginning in November, 9, directly involving 600 workpeople, arose out of demands for advances in wages; 15, directly involving 2,600 workpeople, on other wages questions; 7, directly involving 300 workpeople, on questions respecting the employment of particular classes or

persons; and 9, directly involving 1,000 workpeople, on other questions.

Results.—Settlements were effected in the case of 28 new disputes, directly involving 3,000 workpeople, and 15 old disputes, directly involving 3,000 workpeople. Of these new and old disputes, 10, directly involving 1,000 workpeople, were settled in favour of the workpeople; 14, directly involving 2,000 workpeople, in favour of the employers; and 19, directly involving 3,000 workpeople, were compromised. In the case of three disputes, directly involving 1,000 workpeople, work was resumed pending negotiations.

TOTALS FOR FIRST ELEVEN MONTHS OF 1923 AND 1924.†

The following Table summarises the figures for Great Britain and Northern Ireland for the first eleven months of 1924, as compared with the corresponding period of 1923:—

Groups of Industries.	January to Nov., 1923.			January to Nov., 1924.		
	No. of Disputes.	Number of Workpeople involved in all Disputes in progress.	Aggregate Duration in Working Days of all Disputes in progress.	No. of Disputes.	Number of Workpeople involved in all Disputes in progress.	Aggregate Duration in Working Days of all Disputes in progress.
Agriculture ..	8	9,000	263,000
Mining & Quarrying ..	174	172,000	1,107,000	177	127,000	1,475,000
Brick, Pottery, Glass, etc. ..	12	1,000	59,000	23	4,000	102,000
Chemical ..	14	2,000	81,000	9	1,000	22,000
Engineering ..	20	2,000	25,000	27	11,000	96,000
Shipbuilding ..	31	47,000	5,873,000	34	34,000	594,000
Other Metal ..	46	8,000	83,000	59	25,000	681,000
Textile ..	31	36,000	1,227,000	44		

CHANGES IN RATES OF WAGES AND HOURS OF LABOUR.

Rates of Wages.

In the industries covered by the Department's statistics* the changes in rates of wages reported to have come into operation in November in Great Britain and Northern Ireland resulted in an aggregate increase of about £50,000 in the weekly full-time wages of 690,000 workpeople, and in a reduction of about £3,500 in the weekly wages of over 60,000 workpeople.

The groups of industries principally affected were as shown below:—

Group of Industries.	Approximate Number of Workpeople affected by		Amount of Changes in Weekly Wages.	
	Increases.	Decreases.	Increases.	Decreases.
Mining and Quarrying ..	366,000	13,500	£ 26,000	£ 800
Metal, Engineering and Shipbuilding, &c. ..	110,000	49,000	3,900	2,650
Textile ..	103,000	50	11,300	5
Public Utility Services ..	72,000	—	5,200	—
Other ..	40,000	—	3,700	—
Total ..	691,000	62,550	50,100	3,455

The increases in the mining group were mainly accounted for by increases in the percentage addition to basic rates in the Yorkshire and East Midland area and in the Radstock district, equivalent to about 3 per cent. on current rates. Workpeople whose wages were reduced included iron ore miners in Cumberland and the Furness district, the amount of the reduction varying from 1½d. to 3d. per shift; and cokemen and by-product workers in Durham, West Yorkshire, Lancashire, and North Staffordshire, who sustained decreases ranging from under 1 to 5 per cent. on current rates.

In the metal industries there was an increase of rather less than 1 per cent. on the current wages of steel smelters and millmen in various districts in England and Scotland, a corresponding increase also being made in the case of a large number of subsidiary classes of workers whose wages are regulated under the smelters' sliding scale. There were also increases in the wages of electrical cable makers, amounting to 1s. 6d. and 1s. per week for men and women respectively. Other workpeople whose wages were increased included chain makers, metallic bedstead makers and pen makers. The principal reduction in this group affected tinplate makers in South Wales and Monmouthshire, Siemens steel makers in South Wales, and blastfurnace workers in Cumberland, Lincolnshire and Scotland.

The majority of textile workers whose wages were increased were employed in the bleaching, dyeing, printing, etc., trades in Yorkshire, Lancashire and Scotland. In addition to increases of varying amounts in the cost of living wage of such workers, special increases of 2s. and 1s. 3d. per week were granted to men and to women respectively in Yorkshire and Lancashire. There were also increases in the wages of carpet makers, and of workpeople employed in the textile making-up and packing trade at Manchester.

In the public utility services tramway workers had their wages increased in most districts outside London by amounts

varying up to 1s. 6d. per week, while other groups of workpeople who obtained increases included employees in the non-trading services of Local Authorities in London and in Lancashire and Cheshire.

Of the increases taking effect in November, 31, amounting to nearly £27,300 per week, took effect under sliding scales based on the selling prices of manufactured products or on the proceeds of the industry; 65, amounting to £12,300 per week, took effect under cost of living sliding scales; 19, amounting to £6,900 per week, were arranged by joint standing bodies of employers and workpeople (including nearly £2,900 under cost of living sliding scales, and also included thereunder); 4, amounting to nearly £3,900 per week, were arranged by arbitration or mediation; 3, amounting to nearly £1,100 per week, under Trade Board Orders (the whole under cost of living sliding scales, and also included thereunder); and the remaining 20 cases were arranged by direct negotiation between employers and workpeople. In 5 cases, involving £250 per week, the increases were preceded by disputes causing a stoppage of work. Of the decreases, 29, amounting to over £3,500 per week, took effect under sliding scales based on the selling prices of manufactured products; of the remaining 3 changes, 2 were arranged by direct negotiation between employers and workpeople, and 1 took effect under a Trade Board Order. In 2 cases these decreases were preceded by a stoppage of work.

Summary of Changes reported in January–November, 1924.

Group of Industries.	Approximate Number of Workpeople affected by net		Net Amount of Change in Weekly Wages.	
	Increases.	Decreases.	Increases.	Decreases.
Mining and Quarrying ..	859,000	362,000	£ 158,900	£ 48,800
Brick, Pottery, Glass, Chemical, etc. ..	221,000	150	34,500	15
Iron and Steel ..	158,900	54,000	23,100	7,100
Engineering and Shipbuilding ..	148,000	8,000	48,300	1,750
Other Metal ..	77,000	48,000	13,600	2,850
Textile ..	125,000	250	9,200	100
Clothing ..	6,000	12,500	900	1,400
Food, Drink and Tobacco ..	73,000	1,500	13,300	400
Woodworking, etc. ..	59,000	100	8,800	15
Paper, Printing, etc. ..	3,000	1,000	400	150
Building and Allied Trades ..	473,000	250	104,500	50
Transport ..	330,000	5,500	120,200	800
Public Utility Services ..	242,000	9,250	33,700	250
Other ..	91,000	500	12,700	70
Total ..	2,856,000	503,000	582,100	63,750

In the corresponding eleven months of 1923 there were net reductions of nearly £490,000 in the weekly full-time wages of 3,000,000 workpeople, and net increases of nearly £170,000 in the weekly wages of 1,200,000 workpeople, while nearly 400,000 workpeople were affected by increases and decreases which left their wages at the same level as at the beginning of the year.

Hours of Labour.

No important changes were reported in November.

PRINCIPAL CHANGES IN RATES OF WAGES REPORTED DURING NOVEMBER, 1924.

Industry.	Locality.	Date from which change took effect.	Classes of Workpeople.	Particulars of change. (Decreases in italics.)
MINING AND QUARRYING.				
Coal Mining	Yorkshire, Nottinghamshire, Leicestershire, Derbyshire, Can- nock Chase, and Warwickshire	1 Nov.	Workpeople employed in or about coal mines, other than those whose wages are regulated by movements in other industries	Increase of 4.65 per cent. on the standard base rates of 1911, making wages 57.18½ per cent. above the standard of 1911.†
	North Staffordshire	30 Oct.	Winding enginemen, stokers, skilled mechanics and other classes employed in mechanical and repair departments; also loco drivers, shunters, firemen, shedmen and cleaners	Increase of 4.51 per cent. on the standard base rates of 1918, making wages 46.05 per cent. above the standard. Basis rates of 1911 increased by 5d. per shift for winders, by 4d. per shift for stokers, skilled mechanics and loco drivers, and by 3d. per shift for firemen 19 years of age and over, and adult workers of other classes; also new scale of basis rates adopted for firemen under 19 years, and other classes under 21 years of age, starting at 1s. 8d. per shift at 14 years and increasing to 4s. 3d. at 21 years, improvers and mechanics 21 years of age and under 22 to receive 4s. 6d.‡
	Staffordshire	1 Aug.	Winding enginemen, stokers, skilled mechanics and other classes employed in mechanical and repair departments; also loco drivers, shunters, firemen, shedmen and cleaners	Increase of 4.51 per cent. on the standard base rates of 1918, making wages 46.05 per cent. above the standard. Basis rates of 1911 increased by 5d. per shift for winders, by 4d. per shift for stokers, skilled mechanics and loco drivers, and by 3d. per shift for firemen 19 years of age and over, and adult workers of other classes; also new scale of basis rates adopted for firemen under 19 years, and other classes under 21 years of age, starting at 1s. 8d. per shift at 14 years and increasing to 4s. 3d. at 21 years, improvers and mechanics 21 years of age and under 22 to receive 4s. 6d.‡

* The particulars of numbers affected and amount of change in weekly wages exclude changes affecting Government employees, police, agricultural labourers, domestic servants, shop assistants and clerks, for which classes the information available is not sufficient to provide a basis for statistics. Where information is available, however, details of changes in the current rates of wages of agricultural labourers, shop assistants and clerks are included in the list of principal changes reported. The statistics relate to full time rates of wages, and do not take into account the effect of short-time working.
† In addition to the numbers quoted, wages stand at the same level as at the beginning of the year in the case of nearly 450,000 workpeople, whose wages have been increased and reduced by equal amounts during the year.
‡ In the case of West Yorkshire the surface workers' percentage addition to the 1911 standard from 1st November was 55.52 for the Eastern Area and 52.18 for the Western Area (subject to conditions described in footnote § below).
§ In accordance with the terms of the National Agreement of June, 1924, the above change was subject to the condition that the wages of an adult day-wage workman should not fall below a sum represented by adding 40 per cent. to the standard wages of the lowest paid class of day-wage workmen in the district. In Warwickshire it was agreed that the wages of lower paid men are not to fall below a total minimum of 7s. 6d. per shift for surface workers, and 8s. per shift for underground workers, whilst in South Derbyshire wages were not to fall below a total minimum of 7s. 5d. per day for adult able-bodied surface workers and 7s. 9d. per day for adult able-bodied underground workers.
|| The rates quoted are subject to the current percentage addition of 46.66 and the district subsistence allowances; it was provided that the total rates for mechanics and shopmen should not exceed the ordinary trade rates for these classes.

PRINCIPAL CHANGES IN RATES OF WAGES REPORTED DURING NOVEMBER, 1924—(continued).

Industry.	Locality.	Date from which change took effect.	Classes of Workpeople.	Particulars of change. (Decreases in italics.)
MINING AND QUARRYING—(continued).				
Coke and By-Products Manufacture	Durham	1st full pay in Nov.	Cokemen and by-product workers	Decrease* of 1 per cent. on the standard base rates, leaving wages 44 per cent. above the standard. Rate after change for labourers, 5s. 6d. per shift, plus 44 per cent.
	West Yorkshire...			Decrease* of 8 per cent. on the standard base rates, leaving wages 52 per cent. above the standard. Rate after change for labourers, 5s. 4d. per shift, plus 52 per cent.
	South Yorkshire Lancashire and Cheshire	1 Nov.	Cokemen and by-product workers	Increase of 4.65 per cent. on the standard base rates, making wages 57.18 per cent. above the standard.
	North Staffordshire	1st full pay in Nov.		Decrease* of 3 per cent. on the standard base rates, leaving wages 42.5 per cent. above the standard. Rate after change for labourers, 4s. 9d. per shift, plus 42.5 per cent.
Iron Mining	Cumberland ...	10 Nov.	Iron ore miners	Decrease* of 3.75 per cent. on the standard base rates, leaving wages 41.75 per cent. above the standard. Rate after change for labourers, 4s. 9d. per shift, plus 41.75 per cent.
	Furness District	10 Nov.	Winding enginemen Other underground and surface workers	Decrease* of 2½d. per shift (8s. 5d. to 8s. 2½d.). Decrease* of 1½d. per shift for men and of 3d. per shift for boys under 16 years. Rates after change: underground 1st class or leading labourers, 6s. 0½d. per shift; joiners, 8s. 9½d. per shift, plus 6d. per shift tool allowance; blacksmiths, 8s. 9½d. per shift.
	North Lincolnshire	2 Nov.	Iron ore miners and surface-men (except blacksmiths and fitters, whose wages are not regulated by sliding scale arrangements)	Decrease* of 3d. per shift in the bargain price (9s. 7d. to 9s. 4d.) and of 3d. per shift in the minimum wage (6s. 11d. to 6s. 8d.).
Quarrying	West Cumberland	10 Nov.	Limestone quarrymen	Decrease* of 1½d. per shift (8s. 5d. to 8s. 2½d.). Decrease* of 1½d. per shift for men and of 3d. per shift for boys under 16 years. Rates after change: underground 1st class or leading labourers, 6s. 0½d. per shift; joiners, 8s. 9½d. per shift, plus 6d. per shift tool allowance; blacksmiths, 8s. 9½d. per shift.
	South - West of England†	1st pay day in Nov.	Roadstone quarry workers ...	Decrease* of 3d. per shift in the minimum wage to 8s. 5d., of 3d. per shift in the minimum wage to 7s. 11d. to 7s. 8d.), of 2½d. per shift for surfacemen, and of 1½d. per shift for boys under 16 years.
	West Cumberland and North Lancashire	2nd full pay day in Nov.	Ironstone miners and quarrymen	Decrease* of 5½ per cent. on standard rates of 1909, leaving wages 50½ per cent. above the standard, plus 1s. 1d. per shift.
Pig Iron Manufacture	England and West of Scotland**	2 Nov.	Limestone quarrymen	Decrease* of 1½d. per shift for blacksmiths and joiners, of 2½d. per shift for other men, and of 1½d. per shift for boys under 16 years. Rates after change: knobblers, 8s. 13d. per shift; day borers, 1st class, 7s. 7½d.; day labourers, 6s. 11½d.
	North Lincolnshire	2 Nov.	Roadstone quarry workers ...	Increase† of 4d. per hour. Minimum rate after change for labourers, 11½d. per hour.
	West of Scotland	2 Nov.†	Men employed in steel melting shops:— Melters, pitmen, slagmen, ladlemen, furnace helpers, etc., and gas-producermen and charge wheelers Semi-skilled workers and labourers:— Men on 8-hour shifts†† ...	Decrease* of 4½ per cent. on standard rates, leaving wages 29½ per cent. above the standard, plus in some cases an output bonus. Decrease* of 5½ per cent. on standard rates of 1909, leaving wages 50½ per cent. above the standard, plus 1s. 1d. per shift. Minimum rate after change for labourers, 3s. 8d., plus 50½ per cent., plus 1s. 1d. per shift. Decrease* of 1½ per cent. on standard rates, leaving wages 37½ per cent. above the standard, plus a tonnage bonus. Rate after change for fitters, turners, smiths and electricians, 42s. per week, plus 37½ per cent. and a tonnage bonus. Decrease* of 3 per cent. on standard rates, leaving wages 29 per cent. above the standard.
	Certain districts in England; also West of Scotland‡	2 Nov.	Men whose wages are based on a 47-hour week††	Increase* of 1½ per cent. on standard rates, making wages 43½ per cent. above the standard. Increase* of 1½ per cent. of the total advance in wages given between August, 1914, and 30th April, 1921, making a total decrease since 1st May, 1921, of 1½ per cent. of such advance.
Iron and Steel Manufacture	England and West of Scotland**	2 Nov.	Roll turners	Increase* of 1½ per cent. of the total advance in wages given between August, 1914, and 30th April, 1921, making a total decrease since 1st May, 1921, of 1½ per cent. of such advance.
	Certain districts in England; also West of Scotland‡	2 Nov.	Bricklayers and masons employed at blastfurnaces and in iron and steel works	Increase* of 1½ per cent. on standard rates, making wages 43½ per cent. above the standard. Increase* of 1½ per cent. of the total advance in wages given between August, 1914, and 30th April, 1921, making a total decrease since 1st May, 1921, of 1½ per cent. of such advance.
	North of England	2 Nov.	Bricklayers' labourers employed at blastfurnaces and in iron and steel works	Increase* of 1½ per cent. on basis rate. Rate after change: 11.375d. per hour, plus 43½ per cent., plus a tonnage bonus.††
Iron and Steel Manufacture	Certain districts in England; also West of Scotland‡	2 Nov.	Engineers, electricians, strikers, motor attendants, arc lamp trimmers, boilermakers and patternmakers employed at blastfurnaces and in iron and steel works	Increase* of 1½ per cent. of the total advance in wages given between August, 1914, and 30th April, 1921, making a total decrease since 1st May, 1921, of 1½ per cent. of such advance.
	North of England	2 Nov.	Bricklayers' labourers employed at blastfurnaces and in iron and steel works	Increase* of 0.10d. per hour (11.63d. to 11.73d.).
Iron and Steel Manufacture	Certain districts in England; also West of Scotland‡	2 Nov.	Semi-skilled workers, labourers, etc., in puddling forges and rolling mills, whose wages are based on a 47-hour week	Increase* of 1½ per cent. of the total advance in wages given between August, 1914, and 30th April, 1921, making a total decrease since 1st May, 1921, of 1½ per cent. of such advance.
	North of England	2 Nov.	Semi-skilled workers, labourers, etc., in puddling forges and rolling mills, whose wages are based on a 47-hour week	Increase* of 1½ per cent. of the total advance in wages given between August, 1914, and 30th April, 1921, making a total decrease since 1st May, 1921, of 1½ per cent. of such advance.

* This change took effect under an arrangement whereby wages fluctuate in correspondence with selling prices.
† Includes Berkshire, Cornwall, Devonshire, Dorsetshire, Gloucestershire, Hampshire, Isle of Wight, Oxfordshire, Somersetshire, and Wiltshire.
‡ This change took effect under an arrangement whereby wages fluctuate in correspondence with the Ministry of Labour index number of retail prices.
§ The reduction did not apply to labourers, it having been agreed that their rates should be made up to a minimum of 39s. 10d. for 47 hours, and to 6s. 10.35d. per shift for shift labourers.
|| The scale percentage on bonus earnings paid to keepers, slaggers, fillers, enginemen, etc., is 66½ in the Workington Area, and 61½ in the Furness Area.
** This change took effect from the pay starting nearest 1st November; in most cases this was 2nd November.
*** The change applied to firms who are members of the Iron and Steel Trades' Employers' Association, those in England being situated principally in the North-East Coast District, Cumberland, Lancashire, South and West Yorkshire, Lincolnshire and the Midlands.
†† The men on 8-hour shifts referred to are those who do not receive allowance hours and/or extra payment for night shift during the normal week. The men whose wages are based on a 47-hour week are mainly men employed in engineering shops or working with craftsmen who receive the allowances or extra payments mentioned.
‡‡ This change took effect under an arrangement made by the Iron and Steel Trades Employers' Association, the West Coast Ironmasters' Association, the Cleveland Ironmasters' Association and the Lincolnshire Ironmasters' Association with the Amalgamated Union of Building Trade Workers.

PRINCIPAL CHANGES IN RATES OF WAGES REPORTED DURING NOVEMBER, 1924—(continued).

Industry.	Locality.	Date from which change took effect.	Classes of Workpeople.	Particulars of change. (Decreases in italics.)
IRON AND STEEL SMELTING AND MANUFACTURE—(continued).				
Iron and Steel Manufacture	North-East Coast Area*	2 Nov.	Men employed on direct production in steel rolling mills	Increase† of 1½ per cent. on standard rates, making wages 43½ per cent. above the standard.
	Scunthorpe ...	2 Nov.	Steel millmen, wagon builders and repairers, engineers' labourers and general labourers	Increase† of 1½ per cent. on standard rates, making wages 43½ per cent. above the standard.
	South and West Wales	2 Nov.	Bricklayers' and joiners' labourers employed at blast-furnaces and in iron and steel works	Increase† of 0-12d. per hour. Rate after change: 10-82d. or 10-85d. per hour.
			Workpeople (excluding maintenance men) engaged in Siemens steel manufacture	Decrease† of 2½ per cent. on standard rates, leaving wages 33 per cent. above the standard, plus the following additions (as previously), viz. 20 per cent. to those with base earnings of not more than 30s. per week; 6d. per shift to those with a base rate of 30s. 1d. to 40s. per week; 4d. per shift to those with a base rate of 40s. 1d. to 50s. per week; 3d. per shift to boys under 18 years of age. Rate after change for labourers: 30s. per week, plus 53 per cent.
	West of Scotland	2 Nov.	Men employed in steel rolling mills:— Millmen, gas-producers, enginemen, crane-men, firemen and mill labourers	Increase† of 1½ per cent. on standard rates, making wages 43½ per cent. above the standard. Rate after change for mill labourers, 5s. per shift, plus 43½ per cent., plus 10d. per shift.
			Semi-skilled workers and general labourers whose wages are based on a 47-hour week	Increase† of 1½ of the total advance in wages given between August, 1914, and 30th April, 1921, making a total decrease since 1st May, 1921, of 11½ of such advance. Rate after change for general labourers, 42s. 6d. per week.
			Bricklayers' labourers employed in steel works	Increase† of 0-08d. per hour. Rate after change for day-shift men, 9-85d. per hour, plus 1s. per shift.
ENGINEERING, SHIPBUILDING AND SHIP-REPAIRING.				
Engineering, etc.	Wakefield	30 June	Moulders and coremakers ...	Increase of 1s. per week (59s. to 60s.).
	Nottingham and Derby ...	26 July	Coremakers† ...	Increase to the rate paid to moulders, viz., 57s. per week.†
Shipbuilding and Ship-repairing, etc.	North-East Coast, Hull, Southampton, Cowes, Birmenhead, Barrow, Clyde and East of Scotland	1st pay day after 25 Oct. 28 Oct.	Coremakers† ...	Increase to the rate paid to moulders, viz., 59s. per week for iron and steel moulders and 57s. for others.†
			Fully qualified and experienced woodcutting machinists and sawyers‡ employed in federated shipyards	Standard rate fixed at 48s. per week (in addition to current bonus of 7s.) at all centres except Aberdeen, Dundee and East Cowes, where rate is to be 2s. less—subject to the condition that where a higher rate is already paid, such higher rate shall not be affected in respect of either men now in employment or of "new-starts."
OTHER METAL TRADES.				
Tinplate Manufacture	South Wales and Monmouthshire	6 Oct.	Mill engine drivers ...	Output bonuses granted, varying from 2d. per 100 boxes in sheet mills to 4½d. per 100 boxes in tin mills; day rate to be not less than 7s. 2d. per day.¶
			Mill firemen ...	Output bonuses granted, varying from 1½d. per 100 boxes in sheet mills to 3½d. per 100 boxes in tin mills; day rate to be not less than 6s. 2d. per day.¶
Light Castings Manufacture	England and Scotland	2 Nov.	Workpeople employed in tinplate manufacture (except maintenance men)	Decrease† of 2½ per cent. on basis rates, leaving wages (with the temporary allowance of 7½ per cent. previously paid) 16½ per cent. above the basis rates (inclusive of 25 per cent. bonus, consolidated in 1920).
			Labourers ...	Minimum weekly basis rates fixed as follows—England, 22s. 6d.; Scotland, 24s., plus in each case a bonus of 18s. 6d. per week, making the rate 41s. per week in England and 42s. 6d. per week in Scotland.¶
Wrought Hollow-ware	Birmingham, Wolverhampton, Dudley, Lye and Stourbridge Districts	1st pay day following 1 Nov.	Skilled and semi-skilled men (galvanizers, iron-plate workers and blacksmiths) employed in the wrought galvanized hollow-ware trade	Increase of 5 per cent. for timeworkers and pieceworkers, making piecework prices 5 per cent. below the list of 1919.
	Middlesex, Kent, Surrey, Essex, Hertfordshire, Buckinghamshire and Berkshire			Increase** of 1s. 6d. per week for men 21 years of age and over, of 1s. 2½d. per week for youths 18 to 20 years, of 3½d. per week for boys 14 to 17 years, of 1s. per week for women 18 years and over, and of 6d. per week for girls 14 to 17 years; pieceworkers' wages correspondingly increased. Time rates after change: men 21 years and over, 56s. 9½d. to 62s. 8d.; women 18 years and over, 29s. 6d. to 35s. 6d.††
Electrical Cable Making	Great Britain, other than the above counties	3rd pay day in Nov.	Workpeople employed in the electrical cable making industry (except plumber joiners, etc.)	Increase** of 1s. 6d. per week for men 21 years of age and over and for youths 18 to 20 years, of 3d. per week for boys 14 to 17 years, and of 1s. per week for women 18 years and over, and of 6d. per week for girls 14 to 17 years; pieceworkers' wages correspondingly increased. Time rates after change: men 21 years and over, 51s. to 57s.; women 18 years and over, 29s. 6d. to 35s. 6d.††
				Increase** in flat-rate bonus of 2s. per week for men 18 years and over, of 1s. per week for women 18 years and over, and of 6d. per week for boys under 18 years and girls under 18, but over 16 years. Rates after change: men—bending, 1s. 3d. per hour; cutting off and other sections (except stock fitters, frame setters, etc.), 1s. 1½d. per hour; less 12½ per cent. in each case, and subject to the addition of a bonus of 16s. per week; women 18 years and over—wrappers and lacquerers, 7d. per hour; colour painters and transferrers, 8d. per hour, subject, in each case, to the addition of a bonus of 8s. per week.
Metallic Bedstead Manufacture	Birmingham, Smethwick, Dudley, Bilston, Manchester, Warrington, Sowerby Bridge, Keighley and Glasgow	1 Nov.	Workpeople employed in the metallic bedstead trade	Increase** in flat-rate bonus of 2s. per week for men 18 years and over, of 1s. per week for women 18 years and over, and of 6d. per week for boys under 18 years and girls under 18, but over 16 years. Rates after change: men—bending, 1s. 3d. per hour; cutting off and other sections (except stock fitters, frame setters, etc.), 1s. 1½d. per hour; less 12½ per cent. in each case, and subject to the addition of a bonus of 16s. per week; women 18 years and over—wrappers and lacquerers, 7d. per hour; colour painters and transferrers, 8d. per hour, subject, in each case, to the addition of a bonus of 8s. per week.

* Except certain men employed at Newburn and West Hartlepool.
 † This change took effect under an arrangement whereby wages fluctuate in correspondence with selling prices.
 ‡ The above increase took effect under an arrangement made between the local Engineering Employers' Associations and the National Union of Foundry Workers, by which the federated firms agreed to pay the moulders' rate to coremakers who, in their opinion, have skill in their trade equal to the skill of the average first-class moulder, and who have, in addition, had at least five years' continuous experience in the production of skilled cores; the definition of a skilled coremaker not to include repetition work, which, however intricate, can be produced by unskilled man, boy or female labour. It was further agreed that skilled coremakers and moulders should be interchangeable and that the firms were entitled to employ unskilled labourers on unskilled coremaking.
 § i.e., men who have served an apprenticeship of four years, or who have worked as sawyers or machinists for that period.
 ¶ The bonuses are subject to the 25 per cent. consolidated bonus, current sliding scale addition and special allowance of 7½ per cent. Where the men were already under an output bonus scheme giving more favourable conditions, this was to continue.
 ** The above rates were fixed under an arrangement made by the National Light Castings Ironfounders' Federation; they were not embodied in any agreement with the trade unions concerned.
 †† This change took effect under an arrangement whereby wages fluctuate in correspondence with the Ministry of Labour index number of retail prices.
 ††† Excluding any service bonus which may be due.

PRINCIPAL CHANGES IN RATES OF WAGES REPORTED DURING NOVEMBER, 1924—(continued).

Industry.	Locality.	Date from which change took effect.	Classes of Workpeople.	Particulars of change. (Decreases in italics.)
OTHER METAL TRADES—(continued).				
Chain Making	Great Britain ...	1 Nov.	Workpeople employed in making hand-hammered chain from iron up to and including ½ inch diameter	Increase* of 5 per cent. on the general minimum time rates and piecework rates as fixed under Trade Boards Acts at 1st November, 1923. (See p. 422 of November GAZETTE.)
			Workpeople employed in making drolled and tumbled chain from iron No. 6 I.S.W.G. up to and including ½ inch diameter and hand-hammered chain from iron ½ inch up to and including ½ inch	Increase* of 5 per cent. on the general minimum time and piecework rates as varied under Trade Boards Acts at 1st February, 1924. (See p. 422 of November GAZETTE.)
Manufacture of Steel and Metal Pens and other Smallwares	Cradley Heath and District and Pontypridd	3 Nov.	Commercial endwelded, drolled and tumbled chainmakers (except those whose wages are regulated by the Chain Trade Board) and cable shackles makers	Increase* of 5 per cent. on list prices.
			Sidewelded chainmakers ...	Increase* of amounts varying from 2d. to 4½d. per cwt., according to size.
Spring Manufacture	Birmingham, and District	7 Nov.	Anchor and grappel makers ...	Increase* of 3d. per cwt.
			Male timeworkers over 21 years of age	Increase* of 1s. 4d. per week for skilled men and charge hands, and of 1s. per week for others. Rates after change: toolmakers over 25 years of age, 79s. 4d. and 69s. 10d.; toolmakers 21 to 25 years, 59s. 10d.; other classes (except charge hands), 49s.
Flax and Hemp	Sheffield ...	1st full pay after 18 Nov.	Female day workers and learners	Increase* of amounts, varying according to age, from 2d. to 9d. per week.
			Female pieceworkers ...	Increase* of amounts, varying according to age, from 2d. to 5d. per week. Rate after change for dayworkers, 18 years of age and over, 24s. 8d. per week.
Hosiery Manufacture	Sheffield ...	1st full pay after 18 Nov.	Laminated spring fitters and vicemen, smiths and strikers	Increase* of 5d. per week in the basic piecework rate (25s. 9d. to 26s. 2d.).
				Increase* of 1s. per week in flat-rate bonus.
TEXTILE TRADES.				
Carpet Manufacture	Great Britain ...	24 Nov.	Male workers 16 years of age and over employed in learning canvas weaving	Minimum rates fixed under the Trade Boards Acts during the first six months of employment varying from 15s. to 30s. per week. (See also p. 458).
			Male weavers employed in weaving canvas	New scale of general minimum piece rates fixed under the Trade Boards Acts, resulting in decreases of from 2 to 15 per cent. (See also p. 458).
Elastic Web Weaving	Great Britain ...	1st pay day in Nov.	Certain male indentured apprentices who are apprenticed to tenting and dressing	Minimum rates fixed under the Trade Boards Acts, starting at 14s. during the first year, increasing to 32s. during the fourth year for tenting, and to 21s. during the third year for dressing. (See also p. 458).
			Men and women ...	Flat rate bonus of 6s. 6d. per week for men and 5s. per week for women increased* to 9s. 9d. and 7s. 6d. per week respectively.
Textile Bleaching, Dyeing, Printing, etc.	Hawick ...	1st pay day in Nov.	Apprentices ...	Flat rate bonus of 2s. 3d. per week increased* to 3s. 4½d. per week.
	Great Britain ...	Pay preceding 1st pay day in Dec.	Workpeople employed in carpet manufacture	Increase* of 10 per cent. in percentage payable on basis rates, making wages 70 per cent. and 80 per cent. above basis rates for timeworkers and pieceworkers respectively. Rates after change when on time work: male weavers, 9d. per hour; female pieceworkers, 5d. per hour, plus in each case 70 per cent. Bonus increased* from 15s. to 16s. in the pound.
Yorkshire, Lancashire and Derbyshire	Leicester ...	17 Nov.	Elastic web weavers (male workers)	“Cost of living” wage increased* from 74½ per cent. to 79½ per cent. for timeworkers, from 59½ per cent. to 63½ per cent. for pieceworkers (except pressers), and from 44½ per cent. to 47½ per cent. for pressers.
	Yorkshire (mainly), Cheshire and Derbyshire and certain firms in Lancashire†	Pay preceding 1st pay day in Nov. Do.	Workpeople employed in the dyeing and finishing trades	Males: “Cost of living” wage increased* from 22s. 7d. to 24s. 1d. per week in Lancashire, Cheshire and Derbyshire, and to 24s. 2d. in Scotland for workers 21 years and over, and by smaller amounts for those under 21. Minimum rate after change for men 21 and over in Scotland, 25s., plus 24s. 2d. Females: “Cost of living” wage increased* from 15s. 5d. to 14s. 4d. per week for workers 18 years and over in Lancashire, Cheshire and Derbyshire, and for workers 21 years and over in Scotland, and by smaller amounts for workers under these age limits in the respective districts. Minimum rate after change for women 21 years and over in Scotland, 15s., plus 14s. 4d.
Yorkshire, Lancashire and Derbyshire	Middleton ...	Do.	Do.	Males: “Cost of living” wage increased* from 22s. 9d. to 24s. 3d. for those 21 and over, and by smaller amounts for those under 21. Rates after change: dyers, 21 years and over, 30s.; polishers, 28s., plus in each case 24s. 3d. (See also note § below.) Females: “Cost of living” wage increased* from 14s. to 14s. 11d. for those 18 and over, and by smaller amounts for those under 18. Rate after change for polishers: 22s., plus 14s. 11d. (See also note § below).
	Yorkshire, Lancashire and Derbyshire‡	1st full pay after 6 Nov.	Do.	Reelers and Winders: “Cost of living” wage increased* from 60 per cent. to 65 per cent. on basis rates. (See also note § below.) Increase of 2s. per week for men 21 years and over and of 1s. 3d. per week for women 18 years and over, such increases not to be subject to “cost of living” wage additions. Minimum rates after change: Yorkshire—men: The Bradford Dyers' Association, Ltd., 28s. per week, plus 8 per cent., plus 79½ per cent., plus 2s.; other firms, 30s. 3d., plus 79½ per cent., plus 2s.; women: 18s. per week, plus 79½ per cent., plus 1s. 3d.; Lancashire, Cheshire and Derbyshire—men: 28s., plus 24s. 1d., plus 2s.; women: 18s., plus 14s. 4d., plus 1s. 3d.

* The change took effect under an arrangement whereby wages fluctuate in correspondence with the Ministry of Labour index number of retail prices.
 † The change applied to workers employed by firms who are members of the British Cotton and Wool Dyers' Association, Ltd. (Slubbing Section), the Leeds Dyers' and Finishers' Federation, the Yorkshire Indigo, Scarlet and Colour Dyers, Ltd., the Leeds and District Worsted Dyers' and Finishers' Association Ltd., the Huddersfield and District Master Dyers' Association, the Yorkshire Dyers' Federation, the West Riding of Yorkshire Master Slubbing Dyers, Association, Ltd., The Bradford Dyers' Association, Ltd., and the Employers' Federation of Cotton Yarn Bleachers, Dyers and Sizers (certain firms).
 ‡ The change applied to workers employed by firms who are members of the Federation of Calico Printers, the Employers' Federation of Dyers and Finishers, the Employers' Federation of Bleachers and the Employers' Federation of Cotton Yarn Bleachers, Dyers and Sizers (certain firms). At Hebden Bridge, the increases for timeworkers were similar to those in Lancashire (see above). For pieceworkers the “cost of living” wage was increased from 64 per cent. to 68 per cent. for netherwood cutters, from 58 per cent. to 62 per cent. for hand cutters, from 49 per cent. to 52 per cent. for menders, and from 55 per cent. to 59 per cent. for all other pieceworkers.
 § The change took effect under the terms of an award (see p. 458) to which the Allied Association of Bleachers, Dyers, Printers and Finishers, and the Trades Unions concerned were parties. The employers at Hebden Bridge and Middleton were not parties to the award, but agreed to the increases.

PRINCIPAL CHANGES IN RATES OF WAGES REPORTED DURING NOVEMBER, 1924—(continued).

Industry.	Locality.	Date from which change took effect.	Classes of Workpeople.	Particulars of change. (Decreases in italics.)
TEXTILE TRADES—(continued).				
Textile Bleaching, Dyeing, Printing, etc. (cont.)	West Riding of Yorkshire	Pay preceding 1st pay day in Nov. 1st full pay after 6th Nov.	Mechanics employed in dye-works	Increase* of 1s. 6d. per week.
	Bolton and Bury Districts		Mechanics employed in the textile dyeing, bleaching, etc., industry	Increase of 2s. per week. Rates after change: Bradford, Leeds and Shipley, 65s. 4d.; other towns, 65s. 4d.
	Certain towns in Lancashire†	Pay preceding 1st pay day in Nov.	Mechanics employed in calico print works	"Cost of living" wage increased* from 22s. 7d. to 24s. 1d. per week. Total rate after change, 62s. 1d.
	Lancashire, Cheshire, Derbyshire and Scotland		Engravers, etc., employed in calico print works:— Engravers	"Cost of living" wage increased* from 31s. to 32s. 10d. per week.
	Lancashire, Cheshire, Derbyshire, Scotland and Belfast		Turners, polishers and varnishers	"Cost of living" wage increased* from 22s. 7d. to 24s. 1d. per week.
	Great Britain and Northern Ireland	Pay preceding 1st pay day in Dec.	Engravers employed in engraving works	"Cost of living" wage increased* from 28s. to 29s. 10d. per week for men, from 16s. 7d. to 17s. 6d. per week for women, from 17s. 11d. to 19s. 2d. for youths 15 and under 21 years, and from 12s. 8d. to 13s. 7d. for youths 16 to 18 years.
			Machine calico printers	Supplementary "cost of living" wage increased* from 60-35 per cent. to 68 per cent. on basis wages, the flat-rate bonus of 10s. per week for journeymen and 9s. per week for apprentices remaining unchanged.
		Pay day in week ending 15 Nov.	Workpeople employed in the silk dyeing and finishing trade:— Adult workers	Increase of 2s. per week for men 21 years and over and of 1s. 3d. per week for women 18 years and over.
	Macclesfield	Pay day in week ending 22 Nov.	Male workers	Increase* of 1s. 6d. per week for those 22½ years and over, 1s. per week for those 17 and under 22½ years, and 6d. per week for those under 17. Rates after change: 16s. at 14 years, increasing to 51s. 3d. at 22½ years, plus 2s. per week for those 21 and over.
	Making up and Packing	13 Nov.	Female workers	Increase* of 11d. per week for those 18 years and over. Rate after change: 27s. 11d., plus 1s. 3d.
FOOD, DRINK, AND TOBACCO TRADES.				
Baking and Confectionery Trades	Northumberland, Durham, Middlesbrough and Carlisle	22 Nov.	Bakers and confectioners employed by private traders	Increase* of 1s. per week for male workers, and 6d. per week for female workers. Rates after change: secondhands, singlehands, and ovenmen, 64s.; doughmen, 63s.; tablehands, 62s.
	Bath		Bakers and confectioners employed by co-operative societies	Increase* of 1s. per week for adult male workers and of 6d. per week for male juniors and female workers. Rates after change: secondhands, 65s.; doughmakers, 64s.; tablehands, 63s.
	Bristol	1 Nov.	Bakers and confectioners	Increase* of 1s. 3d. per week. Rate after change for tablehands, 61s. 6d.
	Nottingham and District	Pay day in week ending 29 Nov.	Workpeople employed in the baking and confectionery trades	Increase* of 1s. 3d. per week for adult male bakers and confectioners, and proportionate increases for women and juveniles. Rates after change for adult males: forehands, 68s. 6d., 72s., 73s.; single and second hands, 66s. 6d.; tablehands, 64s.
	Newport (Mon.)	23 Nov.	Bakers and confectioners	Increase* of 2s. 6d. per week. Rate after change for tablehands, 62s. 6d.
	Pontypridd and Rhondda Valley	1 Nov.	Workpeople employed in the bread baking and confectionery trades	Increase* of 2s. 6d. per week for adult male workers, and of proportionate amounts for improvers and female workers. Rates after change: daywork—adult male workers—foremen, 73s.; first and single hands, 71s.; secondhands and doughmakers, 66s. and 68s.; tablehands, 65s.; nightwork, 5s. per week more in each case.
	Ayrshire	1st pay day in Nov.		Increase* of 1s. per week. Minimum rate after change, 72s.
	Clydebank, Coatbridge, Hamilton, Motherwell, and Wishaw	1st pay day in Nov.		Increase* of 1s. 6d. per week. Minimum rate after change, 75s.
	Dumfries	29 Nov.	Bakers and confectioners	Increase* of 1s. per week. Minimum rate after change, 71s.
	Edinburgh and Leith	24 Nov.		Increase* of 1s. 6d. per week. Minimum rate after change, 76s. 6d.
Glasgow (certain non-associated firms)	1st pay day in Nov.		Increase* of 1s. 6d. per week. Minimum rate after change, 75s.	
Paisley	18 Oct.		Increase* of 1s. 6d. per week. Minimum rate after change, 75s.	
WOODWORKING AND FURNITURE TRADES.				
Furniture Manufacture	London	1 Nov.	Female french polishers	Increase* of ½d. per hour. Minimum rate after change, 1s. 1d.
			Packers and porters (wholesale trade)	Increase* of ½d. per hour for those paid hourly rates and 1s. 10d. per week for those paid weekly. Minimum rates after change: packers, 1s. 6d. per hour or 62s. 1d. per week; porters, 1s. 3½d. per hour or 56s. 3d. per week.

* The change took effect under an arrangement whereby wages fluctuate in correspondence with the Ministry of Labour index number of retail prices.
 † Including Tottington, Whitefield, Radcliffe, Walmersley, Entwistle, Ramsbottom, Accrington, and Westhoughton.
 ‡ Auchinleck, Dalmellington, Irvine, Kilbirnie, Kilmarnock, Kilwinning, Maybole, Stevenston, and Troon.

PRINCIPAL CHANGES IN RATES OF WAGES REPORTED DURING NOVEMBER, 1924—(continued).

Industry.	Locality.	Date from which change took effect.	Classes of Workpeople.	Particulars of change. (Decreases in italics.)
WOODWORKING AND FURNITURE TRADES—(continued).				
Furniture Manufacture (cont.)	Manchester, Salford, Altrincham, Bolton and Stockport	1 Nov.	Furniture trade operatives	Increase* of ½d. per hour for male workers, and ¼d. per hour for female workers, with proportionate increase for apprentices and improvers. Rates after change: cabinet makers, chairmakers, carvers, machinists (after four years on machines), upholsterers, polishers and mattress makers, 1s. 8½d.; labourers, 1s. 3½d.; upholstresses and female polishers, 1s. 0½d.; glassworkers—bevelers, silverers and cutters, 1s. 8½d.; brilliant cutters, 1s. 9½d.; fitters, 1s. 6½d.; packers, 1s. 5½d.
	Oldham	1 Nov.	Upholsterers and french polishers	Increase of ½d. per hour (1s. 8d. to 1s. 8½d.).
	Wigan	1 Nov.	Cabinet makers, machinists, upholsterers and french polishers	Increase of ½d. per hour (1s. 8d. to 1s. 8½d.).
			Journeymen	Increase* of ½d. per hour. Rates after change: those engaged on skilled processes, 1s. 6½d.; Windsor, cane and cheap rush-bottom chairmakers, packers, markers-out and benders, 1s. 6d.
	High Wycombe	Pay day in week ending 29 Nov.	Labourers	Increase* of ½d. per hour (1s. 2d. to 1s. 2½d.).
			Caners	Increase* of ½d. per chair (8½d. to 9d.) on bedroom chairs bored 21 and 23, and of ½d. per hour (8½d. to 9d.) on Manchester rockers, odd chairs, and all other cane work.
			Matters	Increase* of ½d. per chair (9d. to 9½d.) on ordinary chairs, and of proportionate amounts on children's and kindergarten chairs.
	Nottingham	1 Nov.	Male workers	Increase* of from 3d. to 10d. per week.
			Upholstresses and female french polishers	Increase of ½d. per hour. Rates after change: sanders (single hand) and packers, 1s. 3½d.; others, 1s. 6½d.
	Sports Accessories Manufacture	London, Bolton, Cambridge, Nottingham, Hove, Bury and Leeds	31 Oct.	Workpeople employed in the manufacture of accessories for sports and games
Decorative Glassworking	Liverpool	1 Nov.	Leaded light workers	Increase of 1d. per hour (1s. 7d. to 1s. 8d.).
PAPER, PRINTING AND ALLIED TRADES.				
Paper Making	Dartford, Maidstone, Wells and Totnes	Nov.	Workpeople employed in hand-made paper mills	Increase* of 2d. per "day's work" for journeymen and 1d. per "day's work" for apprentices.
BUILDING AND ALLIED TRADES.				
Building	Barnoldswick, Goole, Skipton, and Whitby	3 Nov.	Building trade operatives	Increase of ½d. per hour. Rates after change: craftsmen, 1s. 7d.; labourers, 1s. 2½d.†
	Exeter	3 Nov.	Building trade operatives	Increase of 1d. per hour for craftsmen and ½d. per hour for labourers. Rates after change: painters, 1s. 6d.; other craftsmen, 1s. 7d.; labourers, 1s. 2½d.†
	Plymouth, Devonport and District	3 Nov.	Building trade operatives	Increase of ½d. per hour for craftsmen and ¼d. per hour for labourers. Rates after change: painters, 1s. 7d.; other craftsmen, 1s. 8d.; labourers, 1s. 3½d.†
	Weston - super - Mare	3 Nov.	Building trade operatives	Increase of ½d. per hour. Rates after change: craftsmen, 1s. 6d.; labourers, 1s. 1½d.†
			Regular labourers and watchmen employed at fish docks	Increase of 3s. per week (58s. 6d. to 61s. 6d.) for regular labourers and 2s. 6d. per week (52s. 6d. to 55s.) for watchmen.
Dock, Wharf, Riverside, etc., Labour	Fleetwood	11 Nov.	Casual labourers at fish docks	Increase of 4d. on base rates for men landing fish, plus an increase of 1d. for each 25 boxes landed over and above the basic number provided in previous agreements.
		Coal heavers	Increase of ½d. per ton for gang of eight men.	
PUBLIC UTILITY SERVICES.				
Electricity Supply Undertakings	Certain Undertakings in North-East Coast Area	1st full pay after 16 May	Manual workers	Increase of 10 per cent. on basic rates with a minimum increase of ½d. per hour. Scheduled "all in" minimum hourly rates after change for labourers:—indoor: Zone A, 1s. 1-67d.; Zone B, 1s. 0-98d.; Zone C, 1s. 0-70d.; outdoor: Zone A, 1s. 2-17d.; Zone B, 1s. 1-47d.; Zone C, 1s. 1-17d.
Tramways Undertakings	Various towns in Great Britain outside the London Area	18 Nov.	Motormen, conductors, car-cleaners, and semi-skilled and unskilled men employed in depôts and running sheds	New grouping and grading scheme adopted, and wages adjusted in relation thereto on the basis, (a) that no employee shall suffer a reduction; (b) that increases where necessary shall be limited to a maximum of 1s. 6d. per week; and (c) that current rates are calculated to the nearest sixpence.‡
Non-trading Departments of Local Authorities.	Belfast	1st Sept. 1st pay day in Nov.	Car-cleaners	Increase of 6s. per week (55s. 6d. to 61s. 6d.).
	Certain Authorities in Northumberland and Durham		Able-bodied male manual workers (excluding tradesmen, etc., whose wages are regulated by movements in outside trades)	Increase* of ½d. per hour. Minimum hourly rates after change:—Grade A areas: road repairers and carters, 1s. 3½d.; road sweepers and general labourers, 1s. 1½d.; paviors' and flaggers' labourers, concrete and men laying tramways, 1s. 4½d.; sewer cleaners and drainers, 1s. 3½d. and 1s. 4½d.; men tarring and asphalted roads, 1s. 3½d.; dustmen, day scavengers and gardeners, 1s. 2½d.; Grade B areas 1d. per hour less, and Grade C areas 2½d. per hour less than Grade A area rates.‡

* The change took effect under an arrangement whereby wages fluctuate in correspondence with the Ministry of Labour index number of retail prices.
 † The change took effect as the result of a re-grading under the Grading Scheme of the National Wages and Conditions Council for the Building Industry.
 ‡ The undertakings affected are those which follow the wages agreements of the North East Coast Joint Industrial Council for the Electricity Supply Industry. The increase was agreed upon by the District Council in May, and ratified by the National Council in November. Ratification was delayed pending settlement of the national wages dispute.
 § The change described is in accordance with an agreement arrived at by the National Joint Industrial Council for the Tramways Industry, following the recommendations of a Special Tribunal. It was agreed that the cost of living sliding scale previously in operation should be abolished and that wages should be stabilised until 31st March, 1926, at the earliest. The Tribunal recommended that wages should remain unaltered at Belfast, Hull and Leicester, and it was left to the National Joint Industrial Council to decide later what change, if any, should take place in the following districts where the wages are not grouped: Cheltenham, Dumbarton Burgh and County, Falkirk and District, Glossop, Gosport and Fareham, Gravesend, Leamington and Warwick, and Weston-super-Mare. Otherwise the agreement of the National Council covered the great majority of provincial undertakings. The following are exceptions: Bristol, Colchester, Dover, Liverpool, Llandudno and Colwyn Bay, Luton, Morecambe, Newcastle-on-Tyne, Sunderland, Glasgow and Rothesay. A few undertakings are reported to have operated the change at a later date than 18th November, and in some other cases the change was postponed pending an appeal as to grading. Provision was also made for additional payments on night work in the Metropolitan Area as well as in the provinces, any increases due thereunder to take effect from 1st January, 1925.
 ¶ The Authorities affected are those which follow the wages agreements of the Provincial Joint Industrial Council for Northumberland and Durham for Local Authorities' Non-Trading Services, and include:—Grade A: Darlington, Middlesbrough, Newcastle, Ashington, Blaydon, Blyth, Chester-le-Street, Consett, Earsdon, Felling, Leadgate, Longbenton, Newbiggin-by-the-Sea, Newburn-on-Tyne, Prudhoe, Ryton, Seaton Delaval, Seghill, Stanley, Whitley and Monkseaton, Durham C.C. (partly), and R.D.C.'s of Durham, Easington, Sedgfield, South Shields; Grade B: Durham C.C. (partly), Benfieldside, Stanhope, Ranfield, and R.D.C.'s of Auckland, Weardale; Grade C: Durham C.C. (partly), Amble.

PRINCIPAL CHANGES IN RATES OF WAGES REPORTED DURING NOVEMBER, 1924—(continued).

Industry.	Locality.	Date from which changes took effect.	Classes of Workpeople.	Particulars of change. (Decreases in italics.)
PUBLIC UTILITY SERVICES—(continued).				
Thornaby-on-Tees		5/Nov.	Manual workers (excluding paviors and masons)	Increase* of ¼d. per hour. Rates after change: general yard and road labourers and refuse collectors, 1s. 2½d. per hour; scavengers and sweepers, 1s. 0½d. per hour. Minimum hourly rates after change: steam roller and wagon drivers:—Grade A, 1s. 2½d.; Grade B, 1s. 2d.; Grade C, 1s. 1½d.; Grade D, 1s. 1d.; Grade E, 1s. 0½d.; petrol vehicle drivers:—Grade A, 1s. 2d.; Grade B, 1s. 1½d.; Grade C, 1s. 1d.; Grade D, 1s. 0½d.; Grade E, 1s. 0d.; scheduled minimum weekly rates after change including bonus:—labourers: Zone A, 51s. 10d.; Zone B, 48s. 1d.; Zone C, 46s. 3d.; Zone D (roadmen), 38s. 10d.; Zone E (roadmen), 37s.; street sweepers: Zone A, 48s. 1d.; Zone B, 44s. 5d.; Zone C, 42s. 7d.; Zone D, 38s. 10d.; Zone E, 37s.½
Certain Authorities in West Riding of Yorkshire†		On and from 1st full pay day in Nov.	Steam roller drivers, steam wagon drivers, and drivers of petrol vehicles over one ton	Increase* of ¼d. per hour. Rates after change for road and general labourers, 47s. to 48s. 6d. per week.
Certain Authorities in Lancashire and Cheshire‡		1 Nov.	Manual workers (excluding tradesmen, etc., whose wages are regulated by movements in outside trades)	Increase* of 1/10th of the cost of living bonus as revised in July, 1922, leaving a total reduction of 1/10th from such revision. Scheduled minimum rates after change: general labourers, 62s. 2d.; scavengers, 58s. 10d.; female lavatory and bath attendants, 46s. 3d.
Cambridge		1 Oct.	Manual workers	Increase of ¼d. per hour. Rate after change for labourers, 1s. 0½d. per hour.
Chelmsford		1 Oct.	Manual workers	Increase of ¼d. per hour. Rates after change for road and general labourers, 47s. to 48s. 6d. per week.
Certain Authorities in London§		1st pay day in Nov.	Manual workers (excluding tradesmen whose wages are regulated by movements in outside trades)	Increase* of 1/10th of the cost of living bonus as revised in July, 1922, leaving a total reduction of 1/10th from such revision. Scheduled minimum rates after change: general labourers, 62s. 2d.; scavengers, 58s. 10d.; female lavatory and bath attendants, 46s. 3d.
Hammersmith		30 Oct.	Manual workers (excluding tradesmen, etc., whose wages are regulated by movements in outside trades)	Basic rates and bonuses revised in accordance with the agreement made by the London Joint Industrial Council in July, 1922 (when 50 per cent. of the current cost of living bonus was merged into wages).
Lambeth		1 Aug.	Manual workers (excluding tradesmen, etc., whose wages are regulated by movements in outside trades)	Increase of 1s. per week on base rates.¶
Lewisham		1 Aug.	Manual workers (excluding tradesmen, etc., whose wages are regulated by movements in outside trades)	Increase* of 1/10th of original bonus. Rates after change, including bonus: general yard and road labourers and refuse collectors, 62s. 7d. per week; road sweepers, 59s. 10d.; road paviors and masons, 75s.; female bath attendants, 45s. 6d.; female lavatory attendants, 45s. 4d.
Stoke Newington		1st pay day in Nov.	Manual workers (excluding tradesmen, etc., whose wages are regulated by movements in outside trades)	Increase* of 1s. per week. Scheduled minimum rates after change: Grade A areas, 55s. per week; Grade B, 51s.; Grade C, 48s.; Grade D, 45s.; Grade E, 42s.
Westminster		1st pay day in Nov.	Manual workers	Increase* of 1s. per week. Rates after change: road labourers, 55s. per week; scavengers and sweepers, 56s. 6d.
Hornsey		1 Oct.	Manual workers	Increase* of 1/10th of the total bonus, payable on 30th September, 1921, making a total reduction of 1/10th from bonus.
Certain Authorities in Gloucestershire, Somerset and Wiltshire**		Nov.	Manual workers (excluding tradesmen, etc., whose wages are regulated by movements in outside trades)	Increase* of 1s. per week. Rates after change: road labourers, 55s. per week; scavengers and sweepers, 56s. 6d.
Ayrshire (Ayr District)		28 Oct.	Road surfacemen	Increase* of 1/10th of the total bonus, payable on 30th September, 1921, making a total reduction of 1/10th from bonus.
Perth		Nov.	Manual workers	Increase* of 1s. per week. Rates after change: road labourers, 55s. per week; scavengers and sweepers, 56s. 6d.
England and Wales		1st pay after 15 Nov.	Indoor staff	Increase* of 1/10th of the total bonus, payable on 30th September, 1921, making a total reduction of 1/10th from bonus.
MISCELLANEOUS TRADES.				
Leather Belt Manufacture	Great Britain	1st pay day in Nov.	Timeworkers	Increase* of ¼d. per hour for skilled men and ¼d. per hour for semi-skilled men. Rates after change: skilled men—London, 1s. 4½d.; Provinces, 1s. 3½d.; semi-skilled men—London, 1s. 0½d.; Provinces, 1s. 0½d.
Roller Leather Manufacture	Lancashire, Cheshire and North Wales	1st pay day in Nov.	Pieceworkers and cutters on daywork	Percentage payable on base rates embodied in agreement of November, 1922, increased* from 70 per cent. to 75 per cent. on basic rates. Rates after change: skilled men, 9d. per hour; semi-skilled men, 6d. to 7½d. per hour; women, 5d. per hour, plus in each case 75 per cent.
Brush and Broom Manufacture	Great Britain	1 Nov.	Workpeople employed in the brush and broom trade:— Male timeworkers 21 years and over with 3 years' experience in certain operations, and those of all ages who have served at least 5 years' apprenticeship in one or more of these operations All other male timeworkers Male and female pieceworkers Female pan hands	Increase* in the minimum rates fixed under the Trade Boards Acts of the following amounts for the classes named respectively. (See p. 422 of November GAZETTE.) Increase* of ¼d. per hour (1s. 1½d. to 1s. 2d.). Increase* of ¼d. per hour for those of 16½ and under 17, 17½ and under 18, and 19 and under 21 years; the rates for other ages remaining unchanged. Minimum rates after change: 2½d. at under 14½ years, increasing to 11d. at 21 and over. Increase* in the minimum piece rates of 1¼ per cent., leaving wages 20 per cent. below the list. Increase* of ¼d. per hour for certain classes.

* The change took effect under an arrangement whereby wages fluctuate in correspondence with the Ministry of Labour index number of retail prices.
 † This increase is a result of a decision of the West Riding of Yorkshire Joint Industrial Council for Local Authorities' Non-Trading Services.
 ‡ This increase is the result of a decision of the Lancashire and Cheshire Joint Industrial Council for Local Authorities' Non-Trading Services. It was also agreed that a further 5 points should be conceded as and from the next date upon which a reduction of 5 points operates under the sliding scale agreement. The Authorities affected include the following, which are shown in their respective Zones: the Authorities in italics pay general yard labourers the same rate as a builder's labourer:—Zone A.—Bolton, Burnley, Liverpool (Engineer's Dept.), Manchester, Oldham, Salford, Abram, Little Hulton, Stretford. Zone B.—Acrington, Ashton-under-Lyne, Bacup, Barrow-in-Furness, Blackpool, Bury, Colne, Crewe, Darwen, Eccles, Haslingden, Lyde, Middleton (unskilled men in Highways Dept.), Nelson, Preston, Rawtenstall, St. Helens, Southport, Stalybridge, Wallasey, Warrington, Altrincham, Ashton-in-Makerfield, Audenshaw, Barrowford, Brierfield, Chadderton, Crompton, Droylsden, Golborne, Ince-in-Makerfield, Lees, Littleborough, Alderley Edge, Aspull, Bowden, Dalton-in-Swindon and Pendlebury, Tyldesley-with-Shakerley. Zone C.—Chester, Chorley, Lytham St. Anne's, Macclesfield, Little Lever, Ramsbottom, Royton, Furness, Hale, Hazel Grove and Bramhall, Horwich (pay bonus of 95 per cent.), Kirkham, Northwich, Oswaldtwistle, Padiham, Springhead, Standish-with-Langtree, Turton, Upholland, Whitefield, Wilmslow. Zone D.—Billinge, Milnrow, Trawden, Withnell, R.D.C.'s of Burnley, Leigh, West Lancashire following Authorities, while not recognising the Zone rates recommended by the Joint Industrial Council, made the percentage increase shown above: Heywood, Leigh, Mossley, Rochdale, Wigan, Blackrod, Haydock, Hindley, Hurst, Norden, Worsley.
 § The Authorities affected are those which follow the wages agreement, as revised in July, 1922, of the London District Joint Industrial Council for Local Authorities' Non-Trading Services, and include: London County Council, Chelsea, Fulham, Hackney, Hammersmith, Hampstead, Lambeth, Lewisham, Leyton, St. Marylebone, Stepney, Stoke Newington, Shoreditch, Wandsworth. The rates paid by some of the Authorities differ slightly from the scheduled rates quoted above.
 ¶ The Council rescinded the decrease of 1/10th of the bonus reported on p. 341 of the September Gazette, in favour of the scheme shown above.
 ** This increase was arranged at 4 December, to take effect from the date shown, and affected all whole-time adult employees rated at 60s. per week or under whose wages were governed by the London Joint Industrial Council. It was also arranged that as from the first pay day in November, revisions of bonus are to be made in May and November, on the basis of the average cost of living figure of the preceding six months.
 *** The Authorities affected are those which follow the sliding scale agreement of the Joint Industrial Council for Gloucestershire, Somerset and Wiltshire Local Authorities' Non-Trading Services and include:—Grade A.—Bristol (made change from 20 November); Grade B.—Swindon (made change from 26 November and pay 2s. 11d. per week above scheduled minimum rate); Taunton (made change from 1 November and pay 4d. per week above scheduled minimum rate).

PRINCIPAL CHANGES IN RATES OF WAGES REPORTED DURING NOVEMBER, 1924—(continued).

Industry.	Locality.	Date from which change took effect.	Classes of Workpeople.	Particulars of change. (Decreases in italics.)
MISCELLANEOUS TRADES—(continued).				
Brush and Broom Manufacture (cont'd.)	Great Britain	1 Nov.	Workpeople employed in the brush and broom trade:— Female workers (other than pan hands and learners) Female learners (other than pan-setting learners) Apprentices and female pan-setting learners	Increase* in the minimum rates fixed under the Trade Boards Acts (cont'd.):— Increase* of ¼d. per hour in time rates for those 16½ and under 17, and 17½ and under 18. Increase* of ¼d. per hour for certain classes. Increases* proportionate to the above.
Basket Making	London	1 Nov.	Basket makers	Bonus of 45 per cent. on 1916 list increased* to 50 per cent. Rate after change for timeworkers: 1s. per hour plus 50 per cent.
Waterproof Garment Making	Lancashire and Cheshire†	3 Nov.	Skip and basket makers	Increase* of 5 per cent. on Lancashire price list, making wages 100 per cent. and 90 per cent. above the list for timeworkers and pieceworkers respectively. New list of piece prices adopted, subject to bonuses of 33½ per cent. for machinists and makers and 45 per cent. for finishers; the change is estimated to have resulted in an average increase of about 10 to 15 per cent.
Exhibition Stand Fitting	Manchester	1 Nov.	Workpeople employed in the manufacture of waterproof garments (except cutters, etc.)	Increase* of ¼d. per hour. Rates after change: skilled workers, 1s. 6d.; semi-skilled, 1s. 4d.; unskilled, 1s. 2d.
Coffin Furniture Making	London	1st pay day after 19 Nov.	Workpeople employed in the exhibition stand fitting, etc., trade	Increase* in the minimum rates fixed under the Trade Boards Acts of the following amounts for the classes named respectively. (See p. 422 of November GAZETTE):—
	Great Britain	1 Nov.	Male workers employed in the coffin furniture section of the coffin furniture and casket making trade:— Timeworkers:— Dressers, stampers, polishers or planishers (including wheelers) Packers, rough warehousemen and despatchers Pieceworkers	Increase* of 3s. 11d. per week for those 21 and over and of 1s., 1s. 6d., or 2s. per week (according to age and experience) for those under 21. Increase* of 1s., 1s. 6d., or 2s. per week. Minimum rates after change for those 21 and over: 49s. to 58s. Minimum piecework basis time rates fixed at 12½ per cent. above the appropriate minimum time rates.

* The change took effect under an arrangement whereby wages fluctuate in correspondence with the Ministry of Labour index number of retail prices.
 † Including Ashton-under-Lyne, Blackburn, Bolton, Heywood, Leigh, Liverpool, Manchester, Oldham, Preston, Rochdale, Stockport and Warrington.

MISCELLANEOUS STATISTICS.

DISEASES OF OCCUPATIONS.*

THE total number of cases† of poisoning and of anthrax in Great Britain and Northern Ireland reported under the Factory and Workshop Act during November, 1924, was 44. Seven deaths‡ were reported during the month, four due to lead poisoning, one to arsenic poisoning, one to anthrax and one to epitheliomatous ulceration. In addition seven cases of lead poisoning among house painters and plumbers came to the knowledge of the Home Office during November, but notification of these cases is not obligatory.

(a) CASES OF LEAD POISONING.	(b) CASES OF OTHER FORMS OF POISONING.	(c) CASES OF ANTHRAX.
Among Operatives engaged in—	Mercury Poisoning	Wool
Smelting of Metals ... 1	Phosphorus Poisoning	Handling of Horsehair ...
Plumbing and Soldering ...	Arsenic Poisoning—	Handling and Sorting
Shipbreaking 6	Paints, Colours and	of Hides and Skins
Printing 1	Extraction of Arsenic ...	(Tanners, Fellmongers, etc.) 1
Tinning of Metals	Other Industries ... 1	Other Industries
Other Contact with	Toxic Jaundice—	TOTAL, OTHER FORMS OF
Molten Lead 1	Arseniuretted Hydrogen	POISONING 17
White and Red Lead	Gas	
Works	Benzene, etc., derivatives ...	
Pottery‡ 1	Epitheliomatous Ulceration—	
Vitreous Enamelling	Paraffin	
Electric Accumulator	Pitch 1	
Works 4	Tar 1	
Paint and Colour Works ...	Oil 13	
Indiarubber Works	Chromic Ulceration—	
Coach and Car Painting 3	Manufacture of	
Shipbuilding 1	Bichromates ... 1	
Paint used in Other	Dyeing and Finishing ...	
Industries 3	Chrome Tanning	
Other Industries ... 2	Other Industries	
TOTAL OF ABOVE 23	TOTAL, OTHER FORMS OF	
HOUSE PAINTING AND	POISONING 17	
PLUMBING 7		
	TOTAL, ANTHRAX§ 4	

* Based on Returns from the Home Office and from the Ministry of Labour for Northern Ireland.
 † Cases include all attacks reported during the month and not previously reported, so far as is known, during the preceding 12 months. Deaths include all fatal cases reported during the month, whether included (as cases) in previous returns or not.
 ‡ The person affected in the Pottery industry was a female.
 § In addition to these cases reported under the Act, one case of Anthrax among dock labourers was reported.

FATAL INDUSTRIAL ACCIDENTS.*

THE number of workpeople, other than seamen, reported as killed in the course of their employment in Great Britain and Northern Ireland during November, 1924, was 182, as compared with 205 in the previous month and with 209 a year ago:—

RAILWAY SERVICE.	Factories and Workshops (continued):
Brakesmen and Goods	Engineering and Machine Making 3
Guards	Boiler Making and Constructional Engineering 5
Engine Drivers 3	Locomotives, Railway and Tramway Carriages, Motors, Aircraft
Firemen	Other Metal Trades ... 1
Guards (Passenger)	Shipbuilding 5
Permanent Way Men ... 4	Wood 6
Porters 1	Gas 2
Shunters 1	Electric Generating Stations 1
Mechanics	Clay, Stone, Glass, etc. ... 2
Labourers 2	Chemicals, etc. 1
Miscellaneous 7	Food and Drink 1
Contractors' Servants ... 2	Paper, Printing, etc.
	Tanning, Currying, etc. ... 1
TOTAL, RAILWAY SERVICE 20	Rubber Trades
	Other Non-Textile Industries 1
	PLACES UNDER SS. 104-106, FACTORY ACT, 1901.
	Docks, Wharves, etc. ... 12
	Buildings 9
	Warehouses and Railway Sidings 1
	Textile Bleaching and Dyeing 1
	TOTAL, FACTORIES AND WORKSHOPS, AND PLACES UNDER SS. 104-106 ... 66
	Construction or Repair of Tramways 1
	Total (excluding Seamen) 182

* Based on returns from the Home Office, the Mines Department, the Ministry of Transport, and the Ministry of Labour for Northern Ireland.

POOR LAW RELIEF IN GREAT BRITAIN.

(Data supplied by the Ministry of Health in England and Wales and by the Board of Health in Scotland.)

THE number of persons* relieved on one day† in November, 1924, in the thirty-one selected areas named below, was 689,417, or 0.9 per cent. more than in the previous month, but 20.6 per cent. less than in November, 1923. The numbers relieved at these three dates were equivalent, respectively, to rates of 387, 384 and 491 per 10,000 of the estimated population.

Selected Urban Areas.†	Number of persons* in receipt of Poor Law Relief on one day† in November, 1924.			Rate per 10,000 of Estimated Population.	Increase (+) or Decrease (-) in rate per 10,000 of Population as compared with a	
	Indoor.	Out-door.	Total.		Month ago.	Year ago.
ENGLAND AND WALES.						
Metropolises.						
West District ..	9,131	6,742	15,873	192	+ 10	- 33
North District ..	10,418	18,713	29,131	235	+ 13	- 55
Central District ..	2,401	2,538	4,939	371	+ 13	- 38
East District ..	10,145	45,557	55,702	863	- 16	- 116
South District ..	19,422	64,888	84,310	435	+ 12	- 88
TOTAL, Metropolis ..	51,517	138,488	190,005	416	+ 8	- 73
West Ham ..	4,476	65,654	70,130	923	- 17	- 76
Other Districts.						
Newcastle District	2,513	22,498	25,011	501	- 9	- 282
Stockton and Tees District ..	1,149	11,765	12,914	473	+ 3	- 460
Bolton, Oldham, etc.	4,113	7,228	11,341	142	+ 3	- 4
Wigan District ..	1,753	9,208	10,961	244	- 4	- 47
Manchester District	8,691	23,375	32,066	308	+ 4	- 70
Liverpool District ..	9,622	43,812	53,434	436	+ 10	- 101
Bradford District ..	1,755	3,367	5,122	137	- 1	- 46
Halifax and Huddersfield ..	1,280	2,710	3,990	105	- 1	- 17
Leeds District ..	2,456	8,163	10,619	216	+ 8	- 34
Barnsley District ..	920	7,777	8,697	267	- 9	+ 17
Sheffield District ..	2,594	25,291	27,885	541	+ 10	- 286
Hull District ..	1,736	9,948	11,684	365	+ 13	- 130
North Staffordshire	2,143	5,178	7,321	176	+ 5	- 3
Nottingham District	2,139	9,655	11,794	251	+ 17	+ 4
Leicester District ..	1,223	2,664	3,887	162	+ 2	- 10
Wolverhampton District	3,271	15,023	18,294	249	- 3	- 118
Birmingham District	6,940	23,396	30,336	320	- 1	- 200
Bristol District ..	2,357	11,585	13,942	337	- 8	- 42
Cardiff and Swansea	2,433	11,874	14,307	301	- 9	- 14
TOTAL, "Other Districts" ..	59,088	254,617	313,705	302	+ 3	- 97
TOTAL, Districts in England and Wales ..						
	115,081	458,759	578,840	365	+ 3	- 89
SCOTLAND.						
Glasgow District	4,787	69,895	74,682	767	+ 2	- 302
Paisley and Greenock District ..	785	11,010	11,795	611	+ 22	- 525
Edinburgh ..	1,470	15,100	16,570	390	+ 14	- 28
Dundee and Dundfermline ..	718	2,658	3,376	153	- 4	- 13
Aberdeen ..	522	2,891	3,413	214	+ 13	- 142
Coatbridge and Airdrie	353	5,388	5,741	563	- 1	- 62
TOTAL for the above Scottish Districts ..	8,635	106,942	115,577	557	+ 6	- 212
TOTAL for above 31 Districts in Nov., 1924	123,716	565,701	689,417	387	+ 3	- 104

ASSISTED PASSAGES UNDER THE EMPIRE SETTLEMENT ACT, 1922.

THE number of assisted passages granted during November, 1924, in connection with agreed schemes under the Empire Settlement Act, and the total number of such passages granted from the inception of these schemes, together with the number of departures during the same periods, are shown in the following Table :-

Assisted Passage Schemes.	Assisted Passages Granted in Nov., 1924.	Total Assisted Passages Granted.		Departures in Nov., 1924.	Total Departures.	
		1922-1923.	Jan.-Nov., 1924.		1922-1923.	Jan.-Nov., 1924.
To Australia ..	2,146	32,918	21,585	1,992	31,067	22,410
" New Zealand ..	690	7,550	8,204	1,441	6,839	7,540
" Canada ..	—	—	—	—	—	—
" Dominion of Canada ..	120	3,557	8,034	110	3,519	8,009
" Province of Ontario ..	—	1,343	24	—	1,312	44
Minor Schemes ..	107	1,662	1,470	104	1,624	1,321
Total ..	3,063	47,030	39,267	3,647	44,361	39,324

The figures given include both applicants and dependants of applicants to whom assisted passages have been granted.

* Including dependants. The figures exclude casuals, lunatics in Asylums, Registered Hospitals and Licensed Houses, and persons receiving out-door medical relief only.

† The figures for England and Wales relate to 29th November, and those for Scotland to 15th November.

‡ These urban areas include in the case of England and Wales more than one Poor-law union, except in the Leicester, Birmingham, and West Ham districts; and more than one parish in the case of Scotland, except in the Aberdeen and Edinburgh districts.

§ Revised figures.

RETAIL PRICES OVERSEAS.

[N.B.—While the percentages given in the following Summary Tables are derived from the most authoritative sources of statistical information, certain differences in the nature and scope of the data used, in the methods of combining such data and in the periods for which the rise is measured, suggest the need for caution in drawing conclusions from a comparison between the figures for any two countries. It is also to be observed that in every case the percentage calculation is based on the assumption that the standard of living is identical at the various periods compared.]

I.—FOOD.

PERCENTAGE INCREASE IN RETAIL FOOD PRICES IN THE VARIOUS COUNTRIES AS COMPARED WITH JULY, 1914.*

Country.	Percentage Increase as compared with July, 1914.*				Latest figures available.	
	July, 1921.	July, 1922.	July, 1923.	July, 1924.	Rise.	Date.
UNITED KINGDOM ..	Per cent. 120	Per cent. 80	Per cent. 62	Per cent. 62	Per cent. 80	1924. Dec.
FOREIGN COUNTRIES.						
Austria (Vienna) ..	9,700†	328,600	1291000	1436100	1619700	Nov. Oct.
Czechoslovakia ..	1,246	1,330	821	809	816	July Oct.
Denmark ..	136	84	88	100	100	July Oct.
Finland ..	1,173	1,005	868	916	1,020	Oct. Oct.
France (Paris) ..	206	197	221	260	283	Oct. Oct.
" (other towns) ‡	250	212	249	300	300	Aug. Aug.
Holland (The Hague)	113	80	60	62	61	Sept. Sept.
" (Amsterdam)	80	40	36	42	55	Sept. Sept.
Italy (Milan) ..	406	392	396	408	467	Nov. Nov.
Norway ..	195	133	118	148	169	Nov. Nov.
Sweden §	132	79	60	59	72	Nov. Nov.
Switzerland ..	110	57	64	68	69	Oct. Oct.
United States ..	45	39	44	40	46	Oct. Oct.
BRITISH DOMINIONS, &C.						
Australia ..	61	48	64	49†	47	Oct. Oct.
Canada ..	48	38	37	34	41	Nov. Nov.
India (Bombay) ..	74	60	45	51	56	Dec. Dec.
Irish Free State ..	85†	82	85	85	100	Oct. Oct.
New Zealand ..	64	44	42	48	48	Nov. Nov.
South Africa ..	39	16	16	17	20	Oct. Oct.

* Exceptions to this are: France (other towns), 3rd quarter of 1914; The Hague, January to July, 1914; Milan, January to June, 1914; Switzerland, June, 1914; Amsterdam, South Africa, average, 1914. † Figure for June. ‡ Fuel and lighting are also included in these figures. § Figure for August.

II.—ALL ITEMS.

PERCENTAGE INCREASE IN THE VARIOUS COUNTRIES IN THE COST OF FOOD, TOGETHER WITH (SO FAR AS POSSIBLE) HOUSE-RENT, CLOTHING, FUEL AND LIGHT AND OTHER HOUSEHOLD REQUIREMENTS, AS COMPARED WITH JULY, 1914.†

Country.	Items on which Computation is based.*	Percentage Increase as compared with July, 1914.†				Latest figures available.	
		July, 1921.	July, 1922.	July, 1923.	July, 1924.	Rise.	Date.
UNITED KINGDOM	A,B,C,D,E	Per cent. 119	Per cent. 84	Per cent. 69	Per cent. 70	Per cent. 81	1924. Dec.
FOREIGN COUNTRIES.							
Austria (Vienna)	A,B,C,D	0,872	263,600	1,090,200	1,239,000	1,357,300	Nov. Oct.
Belgium ..	A,C,D,E	279	266	329	393	413	Oct. Oct.
Denmark ..	A,B,C,D,E	137	99	104	114	114	July July
Egypt (Cairo) ..	A,D	93	72	52	48	62	Sept. Sept.
Finland ..	A,B,C,D,E	1,039	1,018	990	1,032	1,097	Oct. Oct.
France (Paris)	A,B,C,D,E	195†	189†	231†	267†	267	3rd Qr. 3rd Qr.
Germany ..	A,B,C,D	10†	23†	Nov. Nov.
Greece (Athens)	A,B,C,D,E	..	516	933	1,225	1,230	Sept. Sept.
Hungary ..	A,B,C,D,E	3,661	15,579	225,167	1,635,900	1,635,900	Sept. Sept.
Italy (Milan)	A,B,C,D,E	394	388	387	412	462	Nov. Nov.
Luxemburg ..	A,C,D	284	259	340	381	418	Nov. Nov.
Norway ..	A,B,C,D,E	202§	155§	139§	151§	160	Sept. Sept.
Poland (Warsaw)	A,B,C,D,E	27†	50†	Oct. Oct.
Spain (Madrid)	A,D	84	79	72	82	85	Oct. Oct.
" (Barcelona)	A,D	78	73	65	72	69	Oct. Oct.
Sweden ..	A,B,C,D,E	136	90	74	71	74	Oct. Oct.
Switzerland ..	A,D	..	59	66	69	69	Oct. Oct.
United States	A,B,C,D,E	80	67§	70§	69§	71	Sept. Sept.
BRITISH DOMINIONS, &C.							
Australia ..	A,B	46†	43†	56†	..	49	2nd Qr. 2nd Qr.
Canada ..	A,B,D	52	46	46	44	47	Nov. Nov.
India (Bombay)	A,B,C,D	77	65	53	56	60	Dec. Dec.
Irish Free State	A,B,C,D,E	..	85†	80	83	93	Oct. Oct.
South Africa ..	A,B,D,E	..	35	30	32	33	Oct. Oct.

* A=Food; B=House-Rent; C=Clothing; D=Fuel and Light; E=Other or Miscellaneous Items. † Exceptions to this are: France, Spain, Australia and South Africa, in which comparison is with the average for 1914; Belgium, April 1914; Greece, March, 1914; Milan and New Zealand, January to June, 1914; Germany, Egypt, Hungary, average, 1913-1914; Switzerland to June, 1914; Luxembourg, June, 1914; United States, 1913; Poland, January, 1914. ‡ Figure for 3rd Quarter. § Figure for June. || Figure for May. ¶ Based on prices calculated on a gold standard.

EMPLOYMENT OVERSEAS.

[N.B.—The following paragraphs include an abstract of such official information as is available with regard to the state of employment abroad, in order to indicate, as far as possible, the fluctuations in employment in each country from period to period. The bases of the official statistics published in the various countries are, however, not the same as those of the United Kingdom statistics, and therefore the figures quoted below cannot properly be used with those on pp. 434-435 to compare the actual level of employment in the United Kingdom with that of other countries. For details as to the bases of the unemployment statistics of the various countries see Report issued in 1922 by the International Labour Office under the title "Methods of Compiling Statistics of Unemployment." (Studies and Reports, Series C., No. 7.)]

FRANCE.*

Unemployment in November.—The total number of unemployed persons remaining on the "live register" of Employment Exchanges on 29th November was 11,363 (7,750 men and 4,113 women). At the end of October the corresponding total was 10,483; in November, 1923, it was 9,703. The total number of vacancies remaining unfilled on the same date was 7,295 (3,737 for men and 3,558 for women), as compared with 8,599 at the end of October and 7,800 in November, 1923. During the last week of November the Exchanges succeeded in placing 27,094 persons in situations, including 10,308 dock workers at seaports, and, in addition, found employment for 2,558 foreign immigrants.

The latest returns show that two departmental and nineteen municipal unemployment funds were in operation throughout France on 4th December, the number of persons in receipt of unemployment benefit through their agency being 479 (465 men and 14 women). The corresponding total for the preceding month was 404, and that for November, 1923, 415. It is to be noted that these figures do not fully represent the number of persons out of employment, since some localities are without unemployment funds, and where they do exist their record of unemployed persons is not complete.

GERMANY.†

Employment in October.—The more favourable tendency indicated in the returns for September was on the whole maintained in October; there was, however, at the same time a certain falling-off due to seasonal causes.

Returns from Trade Unions concerning unemployment among their members point to an extension of the improvement already reported. Out of nearly 3½ million members in the 40 organisations making returns 287,449, or 8.4 per cent., were out of work on the last day of the month, as against 10.5 per cent. at the end of September and 19.1 per cent. on the last day of October, 1923.

The following Table gives percentages for the principal Unions included in the foregoing totals:—

UNIONS.	Membership of Unions at end of Oct., 1924.‡	Percentage Unemployed at end of Month.		
		Oct. 1924.	Sept. 1924.	Oct. 1923.
All Unions making Returns ..	3,808,212	8.4	10.5	19.1
Building (S.D.) ..	328,554	6.5	8.4	25.8
Metal (S.D.) ..	742,538	13.5	18.2	18.9
" (H.D.) ..	86,847	7.2	9.0	19.6
Textile (S.D.) ..	342,794	6.4	8.8	11.5
" (C.) ..	82,670	3.3	3.7	14.2
Clothing (S.D.) ..	92,937	4.6	7.1	37.2
Boot and shoe (S.D.) ..	89,201	6.9	9.0	22.9
Transport (S.D.) ..	282,418	8.9	8.3	6.2
Printing (S.D.) ..	71,000	1.1	2.9	19.0
Bookbinding (S.D.) ..	49,850	5.8	11.9	15.3
Woodworking (S.D.) ..	295,392	9.1	11.9	18.5
Baking and confectionery (S.D.) ..	52,855	7.0	8.4	25.1
Food preparation (S.D.) ..	63,769	2.7	3.6	5.4
Tobacco (S.D.) ..	72,327	7.9	12.9	38.6
Factory workers (trades not specified) (S.D.) ..	340,837	9.6	12.0	19.5
Engine drivers and firemen (S.D.) ..	52,313	14.1	13.7	6.4
Factory and transport (C.) ..	51,747	18.4	12.4	61.6
Municipal and State workers (S.D.) ..	185,713	1.5	1.6	3.4
Porcelain (S.D.) ..	51,278	7.4	10.3	9.5

The figures in the above Table relate solely to persons entirely without employment. In addition, statistics are presented in the German source as to the prevalence of short time. These show that this form of unemployment decreased both in the number of cases and in the average time lost per case. In the 35 unions reporting upon this point, out of 2,924,193 members, 12.2 per cent. were on short time at the end of October, as against 17.5 per cent. in the preceding month and 47.3 per cent. in October, 1923.

The number of totally unemployed persons in receipt of out-of-work benefit throughout Germany fell from 472,116 on 15th October to 435,769 on 1st November and 426,362 at the latest date (15th November), for which figures are available. These totals show only the number who have fulfilled the conditions

* Bulletin du Marché du Travail, 5th December, 1924. Paris. † Reichsarbeitsblatt, 1st December, 1924. Berlin.

NORWAY.

Unemployment in September.—According to information supplied through the courtesy of the Norwegian Central Bureau of Statistics, the percentage of members of Trade Unions unemployed at the end of September was as shown below.

Unions.	Membership.			Percentage Unemployed.		
	Sep. 30, 1924.	Aug. 31, 1924.	Sep. 30, 1923.	Sep. 30, 1924.	Aug. 31, 1924.	Sep. 30, 1923.
Bricklayers and masons (Christiania) ..	784	746	917	17.8*	17.4*	3.8
Carpenters ..	782	778	698	6.9	6.0	3.3
Painters (Christiania) ..	364	364	557	8.2	8.2	1.1
Metal workers ..	7,255	7,085	6,618	3.7	3.0	9.7
Boot and shoe makers ..	1,044	1,013	854	1.8	1.8	14.6
Printers ..	2,551	2,553	2,478	4.9	2.9	3.7
Bookbinders (Christiania) ..	1,022	1,024	918	3.0	3.2	8.1
Cabinetmakers ..	452	450	450	1.5	1.8	3.6
Bakers (Christiania) ..	607	602	578	7.1	4.8	6.2
Total ..	14,811	14,615†	14,068	4.8	4.0†	7.5

SWEDEN.‡

Unemployment in September.—The following Table gives particulars for the principal Trade Unions making returns as to unemployment at the end of September:—

Unions.	Membership reporting on 30th Sept., 1924.	Percentage Unemployed.		
		30th Sept., 1924.	31st Aug., 1924.	30th Sept., 1923.
All Unions making Returns ..	198,387	7.0	6.6	8.0
PRINCIPAL UNIONS:—				
Carpenters and joiners ..	6,160	6.3	5.9	..
Iron and steel ..	14,195	8.9	6.6	5.0
Foundry workers ..	8,573	9.3	12.0	12.4
Engineering ..	44,036	7.3	7.6	10.6
Textile ..	9,378	2.6	2.4	1.2
Boot, shoe and leather ..	7,429	5.5	6.8	3.3
Food preparation ..	8,349	7.3	7.2	6.1
Sawmilling ..	15,403	14.8	14.6	11.9
Woodworking trades ..	6,018	5.2	5.2	9.8
Paper and pulp ..	13,100	1.9	2.4	2.8
Municipal workers ..	7,882	1.3	1.1	1.6
Commercial employees ..	6,962	4.2	3.8	9.4
General and factory workers .. (trades not specified)	20,965	14.1	11.8	17.1

* Abnormal unemployment due to strike situation.

† Revised figures.

‡ *Sociala Meddelanden*, No. 11, 1924. Stockholm.

LEGAL CASES, OFFICIAL NOTICES, &c.

LEGAL CASES AFFECTING LABOUR.

Workmen's Compensation Act, 1923.

LIABILITY ADMITTED—WEEKLY PAYMENTS—DISCONTINUANCE UPON RECOVERY—DOCTOR'S CERTIFICATE SERVED ON WORKMAN—EFFECT OF WORKMAN'S RIGHT TO ARBITRATION.

Section 14 of the above Act provides as follows:—

An employer shall not be entitled, otherwise than in pursuance of an agreement or arbitration, to end or diminish a weekly payment under the principal Act, except in the following cases:—

(c) where the medical practitioner who has examined the workman under paragraph (14) of the First Schedule to the principal Act has certified that the workman has wholly or partially recovered, or that the incapacity is no longer due in whole or in part to the accident, and a copy of the certificate (which shall set out the grounds of the opinion of the medical practitioner), together with notice of the intention of the employer at the expiration of ten clear days from the date of the service of the notice to end the weekly payment, or to diminish it by such amount as is stated in the notice, has been served by the employer upon the workman:

Provided that—

(i) in the last-mentioned case, if before the expiration of the said ten clear days the workman sends to the employer the report of a duly qualified medical practitioner (which report shall set out the grounds of his opinion) disagreeing with the certificate so served by the employer, the weekly payment shall not be ended or diminished, except in accordance with such report, or if and so far as the employer disputes such report, except in accordance with the certificate given by a medical referee in pursuance of paragraph (15) of the said Schedule as amended by this Act. . . .

The question in this case was whether a workman, in receipt of a weekly payment from his employers for injury suffered by an accident in their employment, who had been served, in accordance with the above-quoted provisions of Section 14 (c), with a copy of the certificate of the employer's doctor that he had recovered from the accident, and with a notice of their intention within ten days to end the weekly payment, but who had not, in accordance with the first proviso to the same sub-

DENMARK.*

Unemployment in November.—Returns supplied to the Danish Statistical Department by Trade Unions and by the Central Employment Exchange show that out of 260,078 workpeople covered by the returns 3.6 per cent. were unemployed on 28th November last, as compared with 6.5 per cent. on 31st October and 11.4 per cent. at the end of November, 1923.

UNITED STATES.†

Employment in October.—Data relating to the volume of employment in October, based on returns from 8,768 establishments in 52 manufacturing industries, covering 2,616,622 workpeople, are published by the Federal Bureau of Labour Statistics. These establishments in September reported 2,573,846 persons employed, and the October figures consequently indicate a net increase of 1.7 per cent., a seasonal improvement which is regularly expected, but which failed to appear in 1923. The aggregate wages show for the same period an increase of 3.7 per cent., and the average weekly earnings an increase of 2 per cent. Thirty-four of the 52 industries record increases in the number of workpeople employed in October.

As regards comparison between the month under review and the corresponding month of 1923, returns from 6,607 establishments in the 52 industries show a decrease of 10.8 per cent. in the number of persons employed, a decrease of 13.3 in aggregate wages and a decrease of 2.8 per cent. in average weekly earnings.

Index of Employment in Manufacturing Industries.—If the monthly average index number of employment in manufacturing industries in 1923 be taken as 100, the corresponding number for October is 87.9, as compared with 86.7 in the preceding month and 99.3 in October, 1923.

CANADA.‡

Employment in November.—The index number of employment for 1st November was 93.0, as compared with 93.9 for 1st October and 98.8 for 1st November, 1923. In computing these indexes the number of workpeople employed in the week ended 17th January, 1920, is taken as equal to 100.

Trade Union Unemployment at end of October.—At the end of October 6.8 per cent. of the aggregate membership of Trade Unions making returns were unemployed, as compared with 5.9 per cent. at the end of September and 4.8 per cent. on 31st October, 1923.

* *Statistiske Efterretninger*, 11th December, 1924. Copenhagen.
† *Employment in Selected Industries*, October, 1924. U.S. Bureau of Labour Statistics, Washington.
‡ Information supplied through the courtesy of the Canadian Department of Labour.

section (also quoted above), sent his own doctor's certificate disagreeing with the certificate served by the employer, had in such circumstances still the right to commence arbitration proceedings.

The County Court judge had decided that such an omission was a bar to the workman's subsequent claim to arbitration. On appeal the Court of Appeal held that the effect of the proviso is only to limit the employers' right to discontinue payment upon obtaining their doctor's certificate of the workman's recovery, and that there is nothing in the section to exclude the process of arbitration if the workman desires to resort to it. —*Pudney v. William France, Fenwick and Co., Ltd.*—*Court of Appeal*.—October 27th and November 7th, 1924.

MINER'S SON, AGED 14, EMPLOYED IN PIT—CLAIM FOR COMPENSATION IN RESPECT OF SON'S EARNINGS—PARTIAL DEPENDENCY.

In this case the employers appealed from the decision of the County Court judge upon the application of a miner for compensation in respect of the death of his child, aged 14. The child was employed in the mine at a wage of 15s. 3d. a week, and was killed in the course of his employment.

The employers having already made a payment, the question arose as to a further payment in respect of partial dependency of the father on the earnings of the deceased. The County Court judge held that there was a balance from deceased's wages, after he was fed and clothed, which made a contribution to the "family purse," and therefore a basis for compensation. By Section 22 of the above Act it is provided "For the purposes of the principal Act a person should not be taken to be a partial dependant on another person unless he was depending partially on contributions from that other person for the provisions of the ordinary necessities of life suitable for persons in his class and position."

An award was made and upheld by the Court of Appeal, it being decided that the question of dependency was one of fact to be decided in accordance with Section 22 by the County Court judge, who must pay due regard to the position in life of those concerned, and might also take into consideration the possibility of future increase in deceased's earnings; and that there was evidence before him upon which he could say that there was a contribution by the deceased towards the necessities of life, and that the appeal must be dismissed.—*Peart v. Botckov, Vaughan and Co., Ltd.*—*Court of Appeal*.—October 28th, 1924.

UNEMPLOYMENT INSURANCE ACTS, 1920-24.

DECISIONS GIVEN BY THE UMPIRE.

THE Umpire is a judicial authority, independent of the Ministry of Labour, appointed by the Crown under Section 12 of the Unemployment Insurance Act, 1920, for the purpose of determining disputed claims to benefit. His decisions* are final and conclusive.

Appeals to the Umpire may be made by the Insurance Officer or by an association of which the claimant is a member, or, with the permission of the Court of Referees, by the claimant himself.

The following are recent decisions of general interest:—

Case No. 8326, Section 8 (2).—Misconduct—Applicant Discharged for Theft—Claim for Benefit not Lodged until other Employment Obtained and Lost—Disqualification not Removed.

The applicant, a docker, lodged a claim for benefit on 25th June, 1924, stating that he had last been employed by a railway company. The company in question were communicated with, and they reported that the applicant had been employed by them for about eight months, and that he was discharged on 13th June, 1924, after having been convicted and fined for the theft of goods in their charge.

The applicant's claim for benefit was therefore disallowed under Section 8 (2), on the ground that he had lost employment through misconduct. He appealed, however, to the Court of Referees, and stated that the particulars as to his last employment, given by him when lodging his claim, were incorrect. Since losing his employment with the railway company he had had four days' work as a casual dock worker with another firm, and he had given the name of the railway company as his last employers through inadvertence.

Recommended by the Court of Referees, that the claim for benefit should be disallowed for six weeks as from 13th June on the ground that the applicant had lost employment on that date through misconduct.

The applicant's Association appealed to the Umpire, and submitted that the applicant had already been sufficiently punished for his offence. Further, that although he had lost employment on 13th June through misconduct he had afterwards secured other employment, and had not claimed benefit until this other employment had terminated.

Decision.—"On the facts before me my decision is that the claim for benefit should be disallowed.

"I agree with the Court of Referees.

"The statutory disqualification of six weeks applies to the loss of employment on 13th June, notwithstanding that he did not claim benefit until after he had obtained and lost other employment."

Case No. 8818, Section 8 (1) of Principal Act and 4 (1) of No. 2 Act, 1924—Trade Dispute—Grade or Class, etc.—Painter in Scotland Unemployed through Building Trade Dispute—Scottish Painters not concerned, and Applicant not therefore Directly Interested in Dispute—Not in Grade or Class Concerned, although some English Painters in Scotland were financing the Strike.

The applicant, a painter's labourer in Scotland, was discharged on 5th July, 1924, owing to a stoppage of work caused by the dispute which began on that date in the building trade. His claim for benefit was therefore disallowed under Section 8 (1).

The applicant stated that he was working as a painter, that he was a member of the Scottish Painters' Society, and that the painting trade in Scotland was in no way concerned in the national building trade dispute.

Recommended by the Court of Referees, that the claim for benefit should be disallowed under Section 8 (1) up to 31st July, 1924, and allowed thereafter under Section 4 (1) of No. 2 Act, 1924, on the ground that the applicant was not one of a class of persons interested or participating in the dispute.

The Insurance Officer formally disagreed with the Court's recommendation in order to obtain an authoritative decision from the Umpire. He thought the position under Section 4 (1) was open to doubt in view of the fact that the dispute was national in character and that members of the applicant's class or grade were directly concerned in the dispute in England and Wales.

Decision.—"On the facts before me my decision is that the claim for benefit should be allowed.

"The applicant, a painter in Scotland, lost employment by reason of a trade dispute at the premises at which he was employed. The dispute was the builders' strike, which was concerned with the rate of pay and hours of work of most operatives in the building trade; but in Scotland the rates of pay

* Volumes containing the collected decisions of the Umpire are published by His Majesty's Stationery Office. Cases after No. 2,000 are not published in volume form, but summaries of the decisions are printed in pamphlets issued at approximately fortnightly intervals. The pamphlets will be supplied post free, as and when issued, for an annual subscription of 7s. 6d., payable in advance. All applications should be made to His Majesty's Stationery Office at any of the addresses shown on the front cover of this GAZETTE.

and conditions of employment (including hours of work) for painters are regulated by agreements independent of those affecting the building trade generally. The Scottish Painters' Society is not affiliated to the National Federation of Building Trade Operatives, and is not a party to the National Agreement of 1920 or the National Working Rules Agreement of 1921, and it took no part in the dispute, which resulted in the Fraser Award.

"I am satisfied that the applicant was not directly interested in and was not participating in or financing the dispute. Painters who are ordinarily employed in Scotland belong, for the purpose of this dispute, to a separate class from the general body of building operatives, and that class was not directly interested in or participating in the dispute.

"It appears, however, that a few painters who belong to English Trade Unions and are ordinarily employed in England were at the time of the stoppage of work employed in Scotland, and were working under Scottish conditions, but it may be assumed that they were subscribing to the funds of their Unions and were in that way financing the dispute. If these English painters must be regarded as belonging to the class of Scottish painters (on the ground that they were employed as Scottish painters at the time when the stoppage of work began) it follows that members of that class were financing the dispute. But, in my opinion, they cannot be regarded as members of the class of Scottish painters. Though temporarily employed in Scotland, they are normally employed in England, and therefore belong to the class of English painters.

"Accordingly the applicant is entitled to benefit as from and including 1st August."

Case No. 8823, Section 8 (1) of Principal Act and 4 (1) of No. 2 Act, 1924—Trade Dispute—Grade or Class, etc.—Miner working Temporarily as Quarry Labourer—Discharged through Strike of Skilled Men—Wages Dependent on those of Skilled Men—Applicant Himself thus Directly Interested in Dispute although not a Member of a Grade or Class Directly interested.

The employers, a firm of quarry owners, stone dressers, etc., reported that the applicant, who had been employed by them for five weeks as a labourer, was discharged on 21st July, 1924, owing to a stoppage of work caused by a strike of their banker masons who were concerned in the building trade dispute.

The essential particulars of the case are shown in the Umpire's decision below.

Recommended by the Court of Referees, that the claim for benefit should be disallowed under Section 8 (1). As regards the position of the claim under Section 4 (1) of the No. 2 Act, 1924, the Court were not satisfied that the applicant would not benefit if the strike proved successful. One applicant in another case who had been employed on work similar to that of the applicant had admitted that he would benefit if the masons succeeded in their claim, although he was not a member of an association.

The applicant's Association appealed to the Umpire and attended an oral hearing of the case.

Decision.—"On the facts before me my decision is that the claim for benefit should be disallowed.

"The applicant, a member of the South Wales Miners' Federation, whose usual occupation before the 30th of April, 1924, was as a miner, became unemployed on that date by reason of the closing down of the colliery at which he had been employed. Shortly afterwards he took work as a labourer in a quarry, and after five weeks he lost that employment by reason of a stoppage of work which was due to a trade dispute at the quarry. He contended that he is nevertheless entitled to benefit on the ground that he was not participating in or financing or directly interested in the dispute, and belonged to a grade or class of workers members of which were not participating in or financing or directly interested in the dispute.

"There would seem to be a good deal of ground for the contention that the applicant belonged to the grade or class of miners, a grade or class of workers members of which were not participating in or financing or directly interested in the dispute.

"The expression 'grade or class' in the Act of 1924, as in the Workmen's Compensation Act, 1906, implies, I think, an element of permanence in the character of the work by which the workman is normally and in practice earning his living, and a person does not lose his grade or class by temporarily following some occupation usually followed by workers of another grade or class (see *Jury v. Owners of s.s. 'Atalanta'* (1912), 3 K.B. 366). There appears to be no sufficient ground for holding that this applicant, by taking work as a labourer in the circumstances in which he did so, ceased to belong to the grade or class of miners and became a member of the grade or class of labourers in quarries.

"But I agree with the Court of Referees that although the applicant may not belong to the grade or class of labourers in quarries, he fails to show that he was not himself directly interested in the dispute. I see no reason for doubting that if the stoppage of work had been of short duration and the dispute had resulted in an increase of wages for labourers the applicant would have resumed his employment at the quarry and would have got the benefit of the increased wages.

"I agree, therefore, with the Court of Referees that the applicant fails to show that he was not directly interested in the dispute."

INDUSTRIAL COURTS ACT, 1919, AND CONCILIATION ACT, 1896.

Recent Proceedings.

(A).—INDUSTRIAL COURT DECISIONS.

RAILWAY SHOPMEN—ENGINEERING DEPARTMENT, LANCASTER.—The National Union of Railwaymen v. The London, Midland and Scottish Railway. *Difference*.—Employee partly carriage cleaning and partly labouring. Decision, No. 723. Rate of Pay. *Decision*.—The appropriate rates to be paid are:—The carriage cleaner's rate for such part of his time as he is engaged on cleaning the engineer's railway coach and the labourer's rate for such part of his time as he is engaged on labouring work. Effective as from the beginning of the first full pay period following the date of the Decision. Issued 17th November, 1924. (992.)

PLUMBERS AT BARROW.—The Federation of Engineering and Shipbuilding Trades v. The Shipbuilding Employers' Federation. *Difference*.—Wages. Application for advance of 7s. per week. *Decision*.—The claim has not been established. Issued 27th November, 1924. (996.)

CIVIL ENGINEERING CONSTRUCTION.—The Workers' Union v. Messrs. G. Percy Trentham, Ltd. *Difference*.—A claim for the payment of Class II. rates on the sewerage contract being carried out for the Royal Air Force at Harlescote, near Shrewsbury. *Decision*.—The present classification (Class IV.) should not be disturbed. Issued 28th November, 1924. (997.)

CIVIL ENGINEERING CONSTRUCTION.—The National Union of General and Municipal Workers v. Messrs. H. Coxhead and Co., Ltd. *Difference*.—A claim for Class I. rates to be paid instead of Class III. rates on the Ashington-Newbiggin Road contract. *Decision*.—The present classification should not be disturbed. Issued 28th November, 1924. (998.)

(B).—CONCILIATORS, SINGLE ARBITRATORS AND AD HOC BOARDS OF ARBITRATION APPOINTED BY THE MINISTER OF LABOUR.

DYEING INDUSTRY: YORKSHIRE, LANCASHIRE, CHESHIRE AND DERBYSHIRE.—The Leeds, Halifax and Bradford Stuff Pressers' Trade Union Society; the Leeds and Huddersfield Federated Cloth Pressers' Society; the Amalgamated Society of Dyers, Bleachers, Printers and Kindred Trades; the National Union of Textile Workers; the National Union of General Workers; the Operative Bleachers', Dyers' and Finishers' Association (Bolton Amalgamation); the No. 1 Calendermen's Society; the Society of Female Workers and the Radcliffe and District Dyers, Bleachers and Sizers v. The Federation of Calico Printers; the Employers' Federation of Cotton Yarn Bleachers, Dyers and Sizers; the Employers' Federation of Dyers and Finishers; the Employers' Federation of Bleachers; the Yorkshire Master Dyers' Committee and the Bradford Dyers' Association, Ltd. (Yorkshire Branches).

Difference.—A written application was made by Mr. Arthur Shaw on behalf of various Workmen's Societies to the Employers in the Bleaching, Dyeing, Calico Printing and Finishing Trades on the 14th May, 1924, and as negotiations between the parties did not result in a settlement, it was agreed to refer the matter to the consideration of a Committee consisting of representatives of the Workmen's Societies and of the Employers, under the chairmanship of Sir William Mackenzie, who should have power to make an award. It was also agreed that any settlement, or award, should be binding on all parties and run concurrently with and include the revival of all agreements terminated by the notice given on the 14th May, 1924 (subject only to such amendments, if any, as might be necessary in order to conform to the terms of the settlement or award), and it was further agreed that the matter under consideration was the following application:—

"(a) That the base rates of all day workers be advanced by 10 per cent.; further, and where the minimum rates of male adults 21 years of age and over are below 33s. 3d. per week of 48 hours, after the addition of the 10 per cent. advance, such rates to be advanced accordingly to 33s. 3d., the minimum rates for women 18 years of age and over to be advanced to 20s. per week.

"(b) That where the Cost of Living Wages are paid on a flat basis the piece work rates shall be advanced by 10 per cent. and the Cost of Living wage be increased by a similar amount in all sections as that provided for in the percentage advance to the day workers covered by the Yorkshire Agreement.

"(c) That the Agreement covering the Cost of Living percentage which provides for different rates for piece workers be abolished, and all Cost of Living Wages be paid at the percentage fixed for the day workers."

Committee appointed under Section 2 (1) (c) of the Conciliation Act, 1896, with Sir William Mackenzie, K.B.E., K.C., as independent chairman.

The representatives nominated on behalf of the Workmen's Societies were Messrs. Arthur Shaw, W. Rushworth, E. Verity, Gilbert W. Jones, Fred Milthorpe and F. W. Lawson, and on behalf of the Employers Messrs. J. T. Taylor, J. Ashton, C. Pickstone, F. J. Twelves, W. Marsden and T. B. Buttercase. *Award*.—The Committee were unable to reach a decision, and

Sir William Mackenzie awarded as follows:—2s. per full ordinary week advance for all male employees over 21 years of age and 1s. 3d. per full ordinary week for all female employees over 18 years of age. The advances to take effect as from the beginning of the first full pay following the date of the award. If it is desired by the parties to convert these sums, or either of them, into advances on a percentage basis, it is remitted to the parties to ascertain the appropriate percentage. Those respective advances shall be taken into account in the calculation of payment for overtime and night duty and for work done on Sundays and holidays (in cases in which extra payment is made for such work), but not for the purposes of the sliding scale. (Signed 6th November, 1924.) (I.R. 929/2/1924.)

CHEMICAL WORKERS, CHESTER.—The Transport and General Workers' Union v. The Organic Ammonia Company, Ltd., Connah's Quay, Chester. *Difference*.—Claim by the Union for an increase of wages to be paid to their members employed by the Company. Arbitrator: Mr. W. Addington Willis, C.B.E. *Award*.—No increase is justified in existing conditions and with the present amount of output. Some scheme of payment by results suggested. Dated 10th November, 1924. (I.R. 1487/2/1924.)

(C).—OTHER SETTLEMENTS.

SUGAR REFINERS: GREENOCK.—The Transport and General Workers' Union v. The Greenock Sugar Refiners' Association. *Difference*.—Claim for 12s. per week increase in wages. *Agreement*.—The Association contended that the industry could not bear the increase, but it was agreed that a statement of accounts should be prepared by their accountants, and submitted to the Provost of Greenock and two other persons, one nominated by the Association and the other by the Union. If the contention that the industry could not bear any wage increase should be made good the Committee would advise the Union to withdraw their claim; if not, the Association would reconsider the claim. Work to be resumed according to trade requirements, and the Refiners agreed not to employ, except in special emergencies, any male person in preference to any worker involved in the dispute. Agreed: 28th November, 1924. (I.R. 592/1924.)

PROCESS WORKERS AND GENERAL LABOURERS (LEAD SMELTING): ROTHERITHIE.—The National Union of General and Municipal Workers v. Messrs. H. J. Enthoven and Sons, Lead Smelters, Rotherithie. *Difference*.—Claim for 2d. per hour increase. *Agreement*.—Labourers' rate advanced to 1s. 2½d. per hour and rates of pay of machine-minders and desilverisers fixed at 1s. 5d. and 1s. 3½d. per hour respectively. Question of overtime rates referred to the Joint Industrial Council for a ruling; the three-shift system to continue and other conditions agreed upon. Signed 6th November, 1924. (I.R. 1693/1924.)

LABOURERS AND CRANE DRIVERS: CANNING TOWN.—The National Union of General and Municipal Workers v. Messrs. W. W. Howard Bros., Timber Merchants, Canning Town. *Difference*.—Claim for an increase of 1½d. per hour. *Agreement*.—Work to be resumed and the question of a wage advance to be discussed in the latter part of December, 1924. Signed 3rd November, 1924. (I.R. 1445/1924.)

SHIPBUILDING AND ENGINEERING: OULTON, NORFOLK.—The Boilermakers' and Iron and Steel Shipbuilders' Society v. Messrs. John Chambers, Ltd., Shipbuilders and Engineers, Oulton Broad, Lowestoft. *Difference*.—Claim for payment of 7s. per week increase in accordance with Industrial Court Award. *Agreement*.—Claim conceded. Signed 3rd November, 1924. (I.R. 1714/1924.)

SHIRT AND COLLAR MANUFACTURERS: BERMONDSEY.—The Tailors' and Garment Workers' Union v. Messrs. R. H. and S. Rogers, Bermondsey. *Difference*.—Refusal of firm to reinstate more than six of twelve cutters who ceased work in connection with claim for increased piecework prices. *Agreement*.—Twelve cutters to be reinstated, but to be employed on alternate weeks, and staff to be reduced by one cutter per month (according to length of service) as from the 27th February, 1925. Agreed: 26th November, 1924. (I.R. 1555/1924.)

TRADE BOARDS ACTS.

Orders, Notices, etc., Issued During November.

I.—CONFIRMING ORDERS.

Flax and Hemp Trade Board (Great Britain).

Order F.H. (19) and (20), dated 21st November, 1924, confirming the variation of (1) minimum rates of wages for certain classes of male apprentices by altering the form of indenture of apprenticeship and by providing that the indenture of apprenticeship shall be in the form prescribed by the Trade Board or in any other form approved by the Trade Board; (2) general minimum time-rates and overtime rates for male workers of 16 years of age and over employed in learning canvas weaving during the first six months of such employment; (3) general minimum piece-rate and overtime rates for male weavers employed on weaving canvas; (4) minimum rates of wages for female winders by defining the class to whom the rates are to apply, and specifying 24th November, 1924, as the date from which these variations become effective.

GOVERNMENT CONTRACTS.

LIST OF NEW CONTRACTS, NOVEMBER, 1924.

ADMIRALTY.

(Civil Engineer-in-Chief's Department.)

Devonport: R.N.E. College, Covered Parade Ground (Works): G. Shellabear & Son, Ltd., Plymouth.—*Holton Heath*: Bricks: The Strongcrete Manufacturing Co., Ltd., Bournemouth.—*Sheffield*: Testing House Metallurgical Laboratory and Dining-Room (Works): A. Bradbury & Son, Sheffield.—*H.M. Naval Establishments Abroad*: Paint Materials: Craig & Rose, Ltd., London, S.E.—Asbestos Protected Metal Sheets: Wolverhampton Corrugated Iron Co., Ltd., Ellesmere Port, near Birkenhead.—Portland Cement: Cement Marketing Co., Ltd., London, E.C.

(Contract and Purchase Department.)

Alternators, Turbo: Fraser & Chalmers Engineering Works, Ltd., Erith, Kent.—**Biscuit**: Peter Brown & Co., North Shields.—**Boats, Motor**: Short Bros. (Rochester), Ltd., Rochester; T. C. Letcher, Cowes; R. J. Perkins & Sons, Whitstable.—**Boilers, Water Tube**: Stirling Boiler Co., Ltd., Renfrew.—**Boots, Half**: Adams Bros., Ltd., Raunds; R. Coggins & Sons, Ltd., Raunds; Owen Smith, Raunds.—**Brass Bars**: The Manganese Bronze & Brass Co., Ltd., Ipswich.—**Brass, Naval, Strip**: T. Bolton & Sons, Ltd., Staffs.—**Canvas, Sailcloth**: Baxter Bros. & Co., Ltd., Dundee; The Boase Spinning Co. (1920), Ltd., Dundee; Port Glasgow & Newark Sailcloth Co., Ltd., Port Glasgow; Richards, Ltd., Aberdeen; Francis Webster & Sons, Arbroath.—**Caps, Blue Cloth**: S. Schneiders & Son, London, E.; L. Silberston, London, E.—**Caps, White Duck**: S. Schneiders & Son, London, E.—**Capstans, 20-ton Electric**: Cowans, Sheldon & Co., Ltd., Carlisle.—**Castings, Steel**: Vickers, Ltd., Barrow-in-Furness.—**Cells**: London Battery & Cable Co., Ltd., London, E.—**Chain, Rigging and Pitched**: H. Reece, Cradley, Worcs.; Woodhouse Bros., Cradley Heath, Staffs.; Edge & Sons, Ltd., Shifnal; Earl of Dudley's Round Oak Works, Ltd., Brierley Hill.—**Cloth, Blue**: J. Halliday & Co., Ltd., Pudsey; J. Hainsworth & Sons, Farsley; G. H. Hirst & Co., Ltd., Batley.—**Cloth, Cotton, Cleaning**: The Fairlea Mill Co., Ltd., Luddenden Foot.—**Cloths, Cleaning**: B. Kershaw & Co. (1920), Ltd., Manchester; The Patent Knitting Co., Ltd., Manchester.—**Collars, White, Stiff**: Welch Margetson & Co., Ltd., Bermondsey.—**Cranes, Electric Travelling**: Marshall Fleming & Co., Ltd., Motherwell.—**Crane, 250-ton Floating, Modifications to**: Cowans, Sheldon & Co., Ltd., Carlisle.—**Disinfectant Fluid**: McDougall & Robertson, Ltd., Manchester.—**Drill, White Cotton**: Fothergill & Harvey, Ltd., Manchester; Hoyle & Smith, Ltd., Manchester; John Johnson & Sons, Manchester.—**Earthenware, Seamen's Basins**: Adderleys, Ltd., Longton; Bishop & Stonier, Ltd., Hanley; Bovey Pottery Co., Ltd., Bovey Tracey, Devon; W. T. Copeland & Sons, Stoke-on-Trent; Furnivals (1913), Ltd., Cobridge; Keeling & Co., Ltd., Burslem; Minton, Ltd., Stoke-on-Trent.—**Electrodes**: Quasi Arc Co., Ltd., London, S.W.—**Equipment, Web**: Mills Equipment Co., Ltd., London, N.—**Firebricks**: J. Dougall & Sons, Ltd., Bonnybridge; Glenboig Union Fireclay Co., Ltd., Glasgow; Priestman Collieries, Ltd., Newcastle-on-Tyne; Leeds Fireclay Co., Ltd., Leeds; Hill Westlake & Co., Ltd., Gunnislake, Cornwall; J. T. Price & Co., Ltd., Stourbridge.—**Handkerchiefs, Black Silk**: J. & T. Brocklehurst & Sons, Ltd., Macclesfield; Jos. Smale & Son, Ltd., Macclesfield.—**Heating Equipment, Steam**: C. P. Kinnell & Co., Ltd., London, S.E.—**Ice Cabinets**: S. Nye & Co., London, S.E.—**Jean, Brown**: Lord Brothers, Manchester.—**Lamps, Electric**: General Electric Co., Ltd., London, W.; Edison Swan Electric Co., Ponder's End, Middlesex.—**Lead Sheet and Pipe**: Rowe Bros. & Co., Ltd., Liverpool; Walkers, Parker & Co., Ltd., London, S.E.—**Leggings, Web**: Mills Equipment Co., Ltd., London, N.—**Linen Goods**: A. Blyth & Co., Kirkcaldy; Wm. Ewart & Son, Ltd., Belfast; Ulster Weaving Co., Ltd., Belfast.—**Locomotive, Electric**: British Electric Vehicles, Ltd., Southampton.—**Machinery for Motor Boats**: Parsons Motor Co., Ltd., Southampton; Dixon Bros. & Hutchinson, Ltd., Southampton.—**Metal Fittings (Deck Tubes, Bulkhead, Glands, etc.)**: Hawkers, Ltd., Birmingham; W. McGeoch & Co., Ltd., Birmingham.—**Models of Ships**: Bassett-Lowke, Ltd., Northampton.—**Motor Vehicle, 30 cwt. W.D. Type**: Guy Motors, Ltd., London, E.—**Oakum, Black**: H. M. Blewitt & Son, London, E.—**Oilskin Clothing**: Edward Macbean & Co., Ltd., Glasgow.—**Pumps, Submersible**: Drysdale & Co., Ltd., Glasgow.—**Refrigerating, Ice Making and Magazine Cooling Machinery**: J. & E. Hall, Ltd., Dartford; P. Brotherhood, Ltd., Peterborough.—**Ribbons, Hat**: W. H. Grant & Co., Coventry; George Kenning & Son, Coventry.—**Scuttles, Flashed**: J. Stone & Co., Ltd., London, E.C.—**Serge, Blue**: James Casson, Ltd., Elland; The Co-operative Wholesale Society, Ltd., Buckfastleigh; A. W. Hainsworth & Sons, Ltd., Leeds; Joseph Smith & Co., Greetland.—**Serge, White**: The Co-operative Wholesale Society, Ltd., Buckfastleigh.—**Shirts, Soft, White**: John Desmond & Co., Ltd., Londonderry.—**Shoes, Brown Canvas**: R. Coggins & Sons, Ltd., Raunds; W. Nichols & Son, Ltd., Kettering.—**Shorts, Cellular**: Frank Lane, London, E.C.; Salisbury Manufacturing Co., London, E.C.—**Socks, Black Cashmere**: I. & R. Morley, Heanor.—**Solder**: E. Austin & Sons (London), Ltd., London, E.; R. Jones & Co., Ltd., Birmingham; Sheldon Bush & Patent Shot Co., Ltd., Bristol; E. J. Smith & Co. (Metals), Ltd., Birmingham.—**Steel Plates, Ship**: Dorman, Long & Co., Ltd., Middlesbrough; Guest, Keen & Nettlefolds, Ltd., Cardiff; South Durham Steel & Iron Co., Ltd., West Hartlepool.—**Steel Sheets, Ship**: Smith & McLean, Ltd., Glasgow; F. Braby & Co., Ltd., Glasgow.—**Ties, Black, Silk**: Toms, Steer & Toms, Ltd., London, E.C.—**Tin and Japanned Wares**:

Coffin Furniture and Cerement Making Trade Board (Great Britain).

Order U. (16), dated 1st December, 1924, confirming the variation of general minimum time-rates, piece-work basis time-rates and overtime rates for female workers in the cerement making section of the trade for periods dependent upon the "cost of living" index figure, and specifying 5th December, 1924, as the date from which these variations become effective.

Rope, Twine and Net Trade Board (Northern Ireland).

Order N.I.R. (12), dated 14th November, 1924, confirming piece-work basis time-rates as fixed for male workers, and specifying the 1st December, 1924, as the date from which these rates become effective.

Copies of the above-mentioned Orders may be obtained from H.M. Stationery Office at the addresses shown on the cover of this GAZETTE, price 3d. each.

II.—NOTICES OF PROPOSAL.

Button-making Trade Board (Great Britain).

Proposal V. (14), dated 3rd December, 1924, to vary general minimum time-rates and overtime rates for male workers under 21 years of age employed in the erinoid button section of the trade.

APPOINTMENT OF CHAIRMEN OF TRADE BOARDS.

The Minister of Labour has appointed Sir John Lorne MacLeod, G.B.E., LL.D., to be Chairman of the Jute Trade Board (Great Britain), in succession to Professor J. B. Baillie, O.B.E., who resigned the Chairmanship of the Board upon his appointment as Vice-Chancellor of Leeds University; and Mr. J. L. Wark, K.C., to be Chairman of the Flax and Hemp Trade Board (Great Britain), also in succession to Professor J. B. Baillie.

ROYAL COMMISSION ON FOOD PRICES.

A ROYAL Commission on Food Prices has been appointed with the following terms of reference: "To enquire into the conditions prevailing in the wholesale and retail trades in articles of food of general consumption so far as they affect prices, particularly having regard to the difference between the prices received by producers and the prices paid by consumers, and to report what action, if any, can usefully be taken."

The Chairman of the Commission is the Right Hon. Sir Auckland Geddes, G.C.M.G., K.C.B.

OFFICIAL PUBLICATIONS RECEIVED.

ALIENS.—*Aliens Order, 1920. A return of alien passengers, excluding transmigrants, landed, embarked, and refused leave to land, in the United Kingdom during the three months ending September 30, 1924.* Home Office. (Cmd. 2134-11; price 2d.)

CENSUS.—*Census of England and Wales, 1921: (a) Index of names of places, (b) Occupations.* (S.O. publications; price £1 11s. and £1 4s. respectively.) (See page 429.)

FRIENDLY SOCIETIES.—*Statistical summaries showing (a) the operations of Friendly Societies in the years 1913-1922, and of orders and branches in the years 1910, 1916-18, 1920 and 1922; (b) the operations of building societies for the years 1914-1923.* Registry of Friendly Societies. (S.O. publications; price 6d. and 3d. respectively.)

HOUSING.—*Committee on new methods of house construction. Interim Report.* Ministry of Health. (S.O. publication; price 1d.)

MINING.—(1) *Statistical summary of output, and of the costs of production, proceeds and profits of the coal mining industry for the quarters ended 31st March and 30th June, 1924.* (Cmd. 2274 and 2283; price 2d. each.) (See page 428.) (2) *List of Mines in Great Britain and the Isle of Man, 1923.* (S.O. publication; price 15s.) (3) *Report of H.M. Electrical Inspector of Mines for the year 1923.* Board of Trade, Mines Department. (S.O. publication; price 6d.)

POOR LAW RELIEF.—(1) *Persons in receipt of Poor Law Relief (England and Wales) on the night of the 1st day of January, 1924.* (H.C. 144; price 1s.) (2) *Statement showing the number of persons in receipt of Poor Law Relief in England and Wales in the quarter ending in September, 1924, with some particulars as to the number of "unemployed" persons in receipt of such relief.* (S.O. publication; price 4d.)

STATISTICS.—*The function of statistical method in scientific investigation.* Report No. 23. Industrial Fatigue Research Board. (S.O. publication; price 6d.)

TRADE UNIONS.—*Statistical summary showing the operations of registered trade unions for the years 1912-1923.* Registry of Friendly Societies. (S.O. publication; price 4d.) (See page 423.)

Orme, Evans & Co., Ltd., Wolverhampton; Lawden & Poole, Birmingham; M. J. Hart & Sons, Ltd., Birmingham; Froggatt & Tyler, Ltd., Bilston; F. Francis & Sons, Ltd., London, S.E.; T. G. Blood, Birmingham; Bulpitt & Sons, Ltd., Birmingham.—**Towels, White:** Barlow & Jones, Ltd., Manchester.—**Twines:** Wm. Gale & Sons, Bridport; Port Glasgow & Newark Sailcloth Co., Ltd., Port Glasgow; Pymore Mill Co., Ltd., Bridport.—**Winches, Torpedo Lifting:** H. Wharton, Ltd., Stockport.

WAR OFFICE.

Alcohol: Hammersmith Distillery Co., Ltd., London, W.—**Arsenobillon and Nov. Arsenobillon:** May & Baker, Ltd., London, S.W.—**Bedsteads, Barrack:** Thos. Adshead & Sons, Ltd., Dudley; Hill & Smith, Ltd., Brierley Hill.—**Blankets, G.S.:** J. Walker & Sons, Ltd., Mirfield and Dewsbury.—**Caps:** M. & A. Currie, Kilmarnock.—**Cloth, White:** J. Harper & Sons, Calverley, near Leeds; T. & H. Harper, Ltd., Apperley Bridge, Bradford.—**Copper Ingot:** British Metal Corpn., Ltd., London, E.C.; British American Metal Co., Ltd., London, E.C.; H. Gardner & Co., Ltd., London, E.C.—**Dowlas, Tan:** A. Blyth & Co., Kirkcaldy; R. Buckton & Son, Hunslet.—**Generating Sets and Spares:** Blackstone & Co., Ltd., London, W.C.—**Ironwork, Cast Miscellaneous:** East Dereham Foundry Co., Ltd., East Dereham, Norfolk.—**Jacks, Lifting:** J. Hill and Sons, Lye, Stourbridge; Tangyes, Ltd., Birmingham.—**Lead:** Enthoven & Sons, Ltd., Rotherhithe.—**Locomotive, Electric:** R. and W. Hawthorn Leslie & Co., Ltd., Newcastle.—**Lorry Spares:** Guy Motors, Ltd., Wolverhampton.—**Machines, Drying and Mixing:** Hind & Lund, Ltd., Preston.—**Motor Spares:** Guy Motors, Ltd., Wolverhampton; Rees Roturbo Mfg. Co., Ltd., Wolverhampton.—**Quinine Hydroch.:** Burroughs, Wellcome & Co., Dartford.—**Sash Chains, Pulleys, etc.:** C. Wright, Ltd., Edgware.—**Silk, Machine:** J. Maygrove & Co., Ltd., London, E.C.—**Soda, Crystal:** United Alkali Co., Ltd., London, E.C.—**Supply and Erection of Activated Sludge Plant:** The Activated Sludge, Ltd., London, S.W.—**Supply and Erection of Secondary Battery (135 cell):** Pritchett & Gold & E.P.S. Co., Ltd., London, S.W.—**Tables, Officers:** Siemens Bros. & Co., Ltd., London, S.E.—**Tables, Writing and Washing Stands:** Bath Cabinet Makers Co., Ltd., Bath.—**Thread Machine:** Finlayson, Bousfield & Co., Ltd., Johnstone, Scotland.—**Tin Plate:** Thomas Bros., Ltd., Cardiff.—**Wire, Steel:** Samuel Fox & Co., Ltd., Sheffield.—**Works Services:** Maintenance Works at: Bury St. Edmunds: H. J. Barbrooke, Bury St. Edmunds. Portsmouth: F. Bevis, Ltd., Portsmouth. Liverpool District and Outstations: C. & G. L. Desoer, Ltd., Liverpool. Worcester: H. Mortimer & Co., Bradford. Winchester: H. G. Ross, Netley Abbey, Hants.—**Building Works and Services at:** Hounslow Barracks: Ashford Builders, Ltd., London, W.C. Deptford—Renewal of Corrugated Sheet to Roof: W. G. Beaumont & Son, Bromley-by-Bow, E. Leicester—Glen Parva Barracks: Chitham & Co., Ltd., Leicester. Dover—Connaught Barracks: T. T. Denne, Walmer, Kent. Wellington Barracks—Officers' Mess: W. H. Gaze & Sons, Ltd., Kingston-on-Thames. Caterick Camp—Re-surfacing of Road: W. & J. Glossop, Hipperholme, Halifax. Richmond Barracks (Yorks.): G. Gradon & Son, Durham. Dover—Reconstruction: T. W. Heath, Ltd., London, S.W. Lichfield Whittington Barracks—Erection of Steel Fencing: Hill & Smith, Ltd., Brierley Hill, Staffs. Bovington Camp—Reconditioning Sports Ground: Humphreys, Ltd., London, S.W. Ipswich: W. Laughten, Bedford. Newport: James Stephens, Cardiff. Weedon: W. W. Webster, Guilsborough, Northants.—**Installations:** Guildford—Electric Light: Alpha Electrical Manufacturing Co., Ltd., London, S.W. Didcot—Heating: G. N. Haden & Sons, Ltd., Trowbridge.

AIR MINISTRY.

Aircraft: H. G. Hawker Engineering Co., Ltd., Kingston-on-Thames; Vickers, Ltd., London, S.W.; Geo. Parnall & Co., Bristol; Wm. Beardmore & Co., Ltd., Dalmuir.—**Aircraft, Conversion of:** Fairey Aviation Co., Ltd., Hayes, Middlesex.—**Aircraft, Modifications to:** A. V. Roe & Co., Ltd., Manchester.—**Aircraft Spares:** A. V. Roe & Co., Ltd., Manchester; Fairey Aviation Co., Ltd., Hayes, Middlesex; De Havilland Aircraft Co., Ltd., Edgware; H. G. Hawker Engineering Co., Ltd., Kingston-on-Thames; Bristol Aeroplane Co., Ltd., Bristol; Westland Aircraft Works, Yeovil; Short Bros., Ltd., Rochester; Armstrong, Whitworth & Co., Ltd., Coventry.—**Airship:** Airship Guarantee Co., London, S.W.—**Boxes, Tool:** T. H. Adamson & Sons, London, S.W.—**Buildings and Works Services:** Barrack Blocks (North Weald): F. D. Huntingdon, Ltd., London, W. Boilers (Kidbrooke): Babcock & Wilcox, Ltd., London, E.C. Cement (Iraq): The Cement Marketing Co., Ltd., London, E.C. Crankshaft Grinder (Middle East): Churchill Machine Tool Co., Ltd., Manchester. Engines, Oil (Bircham Newton): Blackstone & Co., Ltd., London, W.C. Locomotives Battery (Altrincham): J. Booth & Bros., Ltd., London, E.C. Milling Machine, Universal (Watford): J. Parkinson & Sons, Shipley. Officers' Quarters, Garage, etc. (Spittlegate): Wilson, Lovatt & Sons, Ltd., Wolverhampton. Pump House & Water Mains (Sealand): France & Heywood, Whitby, Birkenhead. Pumps, Fire and Service (Miscellaneous Stations): British Electric Plant Co., Alloa. Re-roofing Sheds (Kidbrooke): A. Roberts & Co., Ltd., London, W. Re-roofing Sheds (Sealand): Nissens, Ltd., London, E.C. Sheets, Galvanised, Corrugated (Iraq): Wolverhampton Corrugated Iron Co., Ltd., Ellesmere Port. Steel Binding and Copper Wire (Iraq): The London Electric Wire Co. & Smiths, Ltd.,

London, E.C. Tanks, Storage (Miscellaneous Stations): Mitchell & Son, Manchester. Timber (Iraq): Commercial Timber Co., Ltd., London, E.C. Trucks, Railway (Altrincham): Cambrian Wagon Co., Ltd., Cardiff. Coal (Cranwell): Dinham, Fawcus & Co., Ltd., London, E.C. Coats, Great: J. Hammond & Co., Newcastle, Staffs. Detonators, Aerial Bomb: Thames Ammunition Works, Ltd., London, S.W. Engines, Aircraft: D. Napier & Son, Ltd., London; Peter Hooker, Ltd., London, E. Engine, Aircraft, Conversion of: Armstrong Siddeley Motors, Ltd., Coventry. Aircraft Engine Spares: D. Napier & Son, Ltd., London, W. Engine, Aircraft, Type Test on: D. Napier & Son, Ltd., London. Formation Flying Demonstrator: R. F. Power, London, W. Gas Accumulators: Gas Accumulator Co. (U.K.), Ltd., Brentford. Gas Coke (Cranwell): Peake, Oliver & Peake, Ltd., London, E.C. Girders, Airship: Boulton & Paul, Ltd., Norwich. Goldbeater Skin Substitute: Brifco, Ltd., London, W.C. Ingot White Metal: Hot Metal Co. of Great Britain, Ltd., London, S.W. Linen Old Rags: S. & M. Myers, Ltd., London, E. Magnetos, Repair of: North & Son, Ltd., Watford. Pins, Shackles, Joints and Nuts: Rubery, Owens & Co., Darlaston. Rockets, Aerodrome Flare: Vickers, Ltd., London, S.W. Spares, Crossley: Crossley Motors, Ltd., Gorton, Manchester. Spares, Leyland: Leyland Motors, Ltd., Leyland. Tenders, Crossley: Crossley Motors, Ltd., Manchester. Tenders, Leyland, Reconditioning of: Leyland Motors, Ltd., Kingston-on-Thames. Timber, Imported Swedish: Denny, Mott & Dickson, Ltd., London, E.C.; Wm. Mallinson & Sons, Ltd., London, E.C. Tubes, Deflector: Rapson Tyre & Jack Co., Ltd., New Malden. Tyres, Covers, Outer: Palmer Tyres, Ltd., London, W.C. Wheels, Tyres, etc.: Palmer Tyres, Ltd., London, W.C. Winches, Kite Balloon, Modifications to: Scammell Winches, Ltd., London, S.W. W/T Apparatus: C. A. Carter & Co., London, N.; Gambrell Bros., Ltd., London, S.W.; H. W. Sullivan, Ltd., London, E.C.

POST OFFICE.

Apparatus, Telephonic: Automatic Tele. Mfg. Co., Ltd., Liverpool; British L.M. Ericsson Mfg. Co., Ltd., Beeston, Notts. British Insulated & Helsby Cables, Ltd., Helsby; General Electric Co., Ltd., Coventry; Siemens Bros. & Co., Ltd., London, S.E.; Sterling Telephone & Electric Co., Ltd., Dagenham, Essex; Telephone Mfg. Co., Ltd., London, S.E.; Western Electric Co., Ltd., London, E., or London, N.—**Apparatus, Testing and Protective:** Automatic Tele. Mfg. Co., Ltd., Liverpool. General Electric Co., Ltd., Salford; W. Jones & Co., London, S.E.; Phoenix Tele. & Electric Works, Ltd., London, N.W. Siemens Bros. & Co., Ltd., London, S.E.—**Apparatus, Wireless:** Creed & Co., Ltd., Croydon; Dubilier Condenser Co. (1921) Ltd., London, W.—**Arms, Wood:** A. Bailey, Stone, Staffs. British Australian Timber Co., Ltd., London, E.; Millars Timber & Trading Co., Ltd., Purfleet, Essex.—**Boxes, Coin Collecting:** Hall Telephone Accessories, Ltd., London, S.W.—**Cable Various:** British Insulated & Helsby Cables, Ltd., Prescott Lanes.; Callenders Cable & Construction Co., Ltd., Belvedere Kent; Connollys (Blackley), Ltd., Blackley; Enfield Cable Works Ltd., Brimsdown, Middlesex; General Electric Co., Ltd., Coventry; W. T. Henley's Telegraph Works Co., Ltd., London, E. Johnson & Phillips, Ltd., Charlton, S.E.; Macintosh Cable Co., Ltd., Derby; Pirelli-General Cable Works, Ltd., Southampton. Siemens Bros. & Co., Ltd., Woolwich, S.E.; Union Cable Co., Ltd., Dagenham Dock, Essex; Western Electric Co., Ltd., London, E.—**Castings, Joint Box:** United Steel Cos., Ltd. (T. Butlin & Co.) Wellingborough.—**Chassis for Ford Vans:** A. E. Gould, Ltd., London, W.—**Coating with Ebonite:** Siemens Bros. & Co., Ltd., London, S.E.—**Coils, Loading:** Western Electric Co., Ltd., London, E.—**Conduit and Fittings:** General Electric Co., Ltd., Witton, Birmingham.—**Cords for Telephones:** London Electric Wire Co. & Smiths, Ltd., London, E.; Phoenix Tele. & Electric Works, Ltd., London, N.W.; Ward & Goldstone, Ltd., Pentonville, Manchester; Western Electric Co., Ltd., London, E.—**Covers, Tyre:** Dunlop Rubber Co., Ltd., Birmingham.—**Ducts:** Albion Clay Co., Ltd., Woodville, Burton-on-Trent; Candy & Co., Ltd., Newton Abbot, Devon; Donington Sanitary Pipe & Firebrick Co., Ltd., Moira, Burton-on-Trent; Doulton & Co., Ltd., Dudley; Geo. Jennings, Parkstone, Dorset.—**Desiccator and Pumps:** Sydney Smith & Sons (Nottingham), Ltd., Nottingham.—**Fittings, Electric Light:** Cable Accessories Co., Ltd., Tividale.—**Handcarts, Joiners':** T. Holyoak & Son, Narborough, Leicester.—**Huts, Battery, Portable:** Boulton & Paul, Ltd., Norwich.—**Lorries:** Albion Motor Car Co., Ltd., Scotstoun, Glasgow.—**Mouthpieces:** General Electric Co., Ltd., Coventry; North British Rubber Co., Ltd., Edinburgh.—**Paper:** Wm. Nash, Ltd., St. Paul's Cray, Kent; Reed & Smith, Ltd., Cullompton, Devon.—**Pipe, C.I.:** David King & Sons, Ltd., Glasgow; Staveley Coal & Iron Co., Ltd., Staveley.—**Plates, Notice and Time Tablets:** Garnier & Co., Ltd., London, N.W.—**Poles, Telegraph:** John Campbell & Co., Inverness; James Jones & Sons, Ltd., Larbert.—**Rings, Insulator:** Avon India Rubber Co., Ltd., Melksham, Wilts.—**Serge:** H. Booth & Sons, Gildersome, Leeds; Colbeck Bros., Ltd., Wakefield.—**Signs, Call Office:** Stoccal Enamelled Tile & Iron Co., Ltd., Burton-on-Trent.—**Solder:** T. & W. Farmiloe, Ltd., London, S.E.; Quirk, Barton & Burns (St. Helens), Ltd., St. Helens; Tyne Solder Co., Newcastle-on-Tyne.—**Spindles:** Chas. Richards & Sons, Ltd., Darlaston.—**Vans, Ford:** W. H. Perry, London, N.—**Wire, Bronze and Copper:** T. Bolton & Sons, Ltd., Oakamoor; British Insulated & Helsby Cables, Ltd., Prescott, Lancs.; Elliotts Metal Co., Ltd., Selly Oak; Enfield Cable Works, Ltd., Brimsdown, Middlesex; Johnson & Nephew, Ltd., Beswick; Johnson, Clapham & Morris, Ltd., Manchester; Nevill

Druce & Co., Ltd., Llanely; Pirelli-General Cable Works, Ltd., Eastleigh; Shropshire Iron Co., Ltd., Hadley; F. Smith & Co., incorporated in the London Electric Wire Co. & Smiths, Ltd., Manchester; John Wilkes, Sons & Mapplebeck, Ltd., Birmingham.—**Wire, Vulcanised India Rubber:** Wm. Geipel & Co., Wembley.—**Yarn, Spun:** James West, London, E.—**Zincs, Rod, Leclanche:** Eyre Smelting Co., Ltd., London, S.W.; Locke, Lancaster and W. W. & R. Johnson & Sons, Ltd., London, E.—**Band Conveyor:** Manchester (Newton Street) Sorting Office: Henry Simon, Ltd., Manchester.—**Cable—Manufacture, Supply, Drawing-in and Jointing:** Newport-Risca; Western Electric Co., Ltd., London, W.C. Burton-on-Trent-Ashby-de-la-Zouch: W. T. Glover & Co., Ltd., Trafford Park, Manchester. Kirkcaldy-Leven: Johnson & Phillips, Ltd., London, S.E.—**Cable—Manufacture, Supply, Drawing-in, Jointing and Loading:** London (Trunk Exchange)-Derby Repeater Station: Western Electric Co., Ltd., London, W.C.—**Conduits—Laying:** Wimbledon (Wimbledon Park); Putney Hill (East) and Streatham (Leigham Avenue); London-Continental (London Dist. Section III.); Harvey Collingridge, Romford, Essex. Walsall-Wednesbury-Darlaston-Willenhall Junction, Walsall-Rushall and Brownhills: A. Blair, Lyell & Co., Ltd., Birmingham. Hildenborough (Kent); Margate; London-Continental (Sec. I.); London-Continental (Sec. II.); London-Continental (Sec. III.); London-Continental (Sec. IV.); London-Continental (Sec. V.); London-Continental (Sec. VI.); H. Farrow, London, N.W. Borough Green (Kent); London-Continental (Sec. VII.); Burgess Hill (Sussex); Aberdeen-Inverurie (Sec. I.); Aberdeen-Inverurie (Sec. II.); Aberdeen-Inverurie (Sec. III.); West Malling (Kent): W. Dobson, Edinburgh. Pontypridd-Tonypandy: Barnes, Chaplin & Co., Ltd., Cardiff. Newcastle (Gosforth Park)-Morpeth: J. McLaren, Newcastle-on-Tyne. Oldham (South); Oldham (North): W. Pollitt & Co., Ltd., Bolton. Frensham (Surrey); Barnstaple: Hodge Bros. (Contractors), Ltd., Northfield, Birmingham. Erdington (Birmingham); Colwyn Bay: Whittaker Ellis, Ltd., London, S.W. Brentwood (Essex): G. J. Anderson, Poplar, E. Cambridge-Newmarket: F. R. Hipperston, London, E.C. Ormskirk; Plymouth; Birmingham (Brook Vale and Ward End); Kirkburton and Skelmanthorpe: E. E. Jeavons & Co., Ltd., Tipton, Staffs. Falkirk: R. Thorburn & Son, Edinburgh. Westminster and Chelsea: A. Thomson & Co. (London), Ltd., London, W.C. Woolwich (Wellington Street); Finsbury, etc.; Kensington, Paddington and St. Marylebone; Hammersmith (South Castlenau): J. Mowlem & Co., Ltd., London, S.W. Derby-Belper: C. S. Tomlinson, South Normanton, near Alfreton. Stevenage-Baldock-Biggleswade (Sec. I.); Stevenage-Baldock-Biggleswade (Sec. II.): Charles Ball, Letchworth, Herts.—**St. Pancras;** Deptford, etc.; Farnborough (Kent); Hampstead (Shoot Up Hill); Kilburn (West End Lane); Camberwell, etc.: O. C. Summers, London, N. North Shields-Whitley Bay; McLaren & Co., Belford, Northumberland. Ramsgate: G. E. Taylor & Co., London, E.C. Buxton (N.W.): The Norwest Construction Co., Ltd., Bootle, Liverpool. Dumbarton-Helensburgh: R. & C. Murray, Paisley. Middlesbrough (Marton Road): Fordyce Bros., Middlesbrough. Failsworth (Moston Lane); Bramhall: Chandler Bros., Manchester. Bridport: Stephen Ambrose, Ltd., Bath.—**Conduits—Laying, and Manholes—Constructing:** Edgware Road, W.: Greig & Matthews, London, E.C.—**Electric Passenger Lift:** Holborn Telephone Exchange: W. Wadsworth & Sons, Ltd., Bolton.—**Telephone Exchange Equipment:** Wildernesse Country Club (Sevenoaks); Lowthian Drake & Co. (Manchester): The Relay Automatic Telephone Co., Ltd., London, S.W. Farnworth (Lancs.): The British L.M. Ericsson Mfg. Co., Ltd., London, W.C. Sub-Contractors: The Chloride Electrical Storage Co., Ltd., Clifton Junction, near Manchester, for Batteries; Crompton & Co., Ltd., Chelmsford, for Machines. Bognor: Western Electric Co., Ltd., London, W.C. Sub-Contractors: The Tudor Accumulator Co., Ltd., Northampton, for Batteries; Electric Construction Co., Ltd., Ingersoll House, Kingsway, W.C., for Charging Machine. Holborn: Automatic Telephone Mfg. Co., Ltd., London, W.C. Sub-Contractors: The Chloride Electrical Storage Co., Ltd., Clifton Junction, near Manchester, for Batteries; Newton Bros. (Derby), Ltd., Derby, for Machines. Worthing: Automatic Telephone Mfg. Co., Ltd., London, W.C. Buxton: The General Electric Co., Ltd., Stoke, Coventry.—**Wireless Station—Steel Framework and Copper Screwing for Exoiter Enclosure:** Rugby: Cary, Hallowell & Co., Ltd., London, N.W.

H.M. STATIONERY OFFICE.

Contract for the Insertion of Advertisements in: (a) **The Marine Observer;** and (b) **The Register of Dairy Cattle:** Fas Publications, Ltd., London, W.C.—**Cloth, Tracing; Cloth, Book-binding:** Winterbottom Bookcloth Co., Ltd., Manchester.—**Cord:** Belfast Ropework Co., Ltd., Belfast.—**Envelopes:** J. Dickinson & Co., Ltd., Hemel Hempstead; Martin Billing & Co., Birmingham; Millington & Sons, Ltd., London, N.; McCorquodale & Co., Ltd., Wolverton.—**Ink, Duplicating:** Ellams Duplicator Co., Ltd., Bushey.—**Millboards:** Jackson's Millboard & Paper Co., Ltd., Bourne End.—**Pads for I.R. Stamps:** W. Jones & Co., London, W.C.—**Paper, Mounted, etc.:** S. C. & P. Harding, Ltd., London, S.E.; A. E. Mallandain, Ltd., London, N.W.—**Paper, Photographic:** Kosmos Photographics, Ltd., Letchworth; Wellington & Ward, Ltd., Elstree.—**Paper, Semi Carbonic:** Read Manufacturing Co. (London), Ltd., Hounslow.—**Paper, Wax Stencil:** D. Gestetner, Ltd., London, N.—**Paper of Various Descriptions:** J. Baldwin & Sons, Ltd., King's Norton; J. Brown & Co., Ltd., Penicuik; Caldwell's Paper Mill Co., Ltd., Inverkeithing; A. Cowan & Sons, Ltd., Penicuik; R. Craig &

H.M. OFFICE OF WORKS.

Building Works: Alloa P.O.—Erection: Robert McGee, Tillycultry. Carpenters' Work, etc.: Alex. Sharp, Tillycultry. Painting: Provost McArthur, Alva. Plumbing, etc.: James Young, Alloa. Slating and Plastering: James Grant, Alloa. Steelwork: Redpath, Brown & Co., Ltd., Edinburgh. Attercliffe Employment Exchange—Asbestos Slating: W. W. Fawcett, Sheffield. Plumbing: J. T. Curtis, Sheffield. Beachief Telephone Exchange—Plastering: Higgins & Son, Sheffield. Plumbing: G. Simpson & Co., Sheffield. Belfast, Stormont Castle—Erection of Speaker's House: Courtney & Co., Belfast. Boulmer—Erection of Coastguard Cottage, etc.: Alexander Anderson, Newcastle-on-Tyne. Brighton P.O.—Plumbing: A. Grant & Sons, London, E. Cardiff Head P.O.—Steelwork: A. D. Dawney & Sons, Ltd., Cardiff. Chorley P.O.—Erection: Baxendale Bros. (Chorley), Ltd., Chorley. Colwyn Bay P.O., etc.—Steelwork: Dorman, Long & Co., Ltd., London, S.W. Crewe Head P.O.—Plastering: W. Jones & Son, Crewe. Darwen P.O.—Iron and Steel Work: Joseph Webb & Sons, Ltd., Bury. Dumfries P.O., etc.—Erection: Brown, Fraser & Co., Glasgow. Carpenters' and Joiners' Work: A. Wilson & Sons, Glasgow. Glazing: The City Glass Co., Glasgow. Painting: James Stirling, Glasgow. Plastering: Wm. McNish, Dumfries. Plumbing: P. & P. Meehan, Dumfries. Slating: R. C. Hastings & Sons, Dumfries. Structural Steel Work: Fleming Bros., Glasgow, Hanley Telephone Exchange—Alterations, etc.: J. E. Harper & Sons, Ltd., Birmingham. Holborn Telephone Exchange—Sundry Works: F. & H. F. Higgs, Ltd., London, S.E. Hoyle P.O.—Steelwork: Dorman, Long & Co., Ltd., London, S.W. Kensington, Science Museum—Iron Balustrading: John Boulting, Sons & Cowling, Ltd., London, W. Kirkburton, near Huddersfield—Erection of Recreation Hall, etc., at Storthes Hall Asylum: Humphreys, Ltd., London, S.W. Nuneaton Employment Exchange—Glazing: Wm. Pearce & E. Cutler, Ltd., Birmingham. Palmers Green Telephone Exchange—Tar Paving: J. Smart & Son, London, W.C. Radcliffe Employment Exchange—Alterations, etc.: E. & S. Street, Ltd., Farnworth. Rugby Wireless Station—Plastering: J. Routhorn, Northampton. Shipley P.O., etc.—Erection: William Irwin & Co., Ltd., Leeds. Slough P.O., etc.—Asphalt: Engert & Rolfe, Ltd., London, E. Steelwork: Redpath, Brown & Co., Ltd., London, E.C. Teddington, National Physical Laboratory—Asphalt Damp Course: The Neuchatel Asphalte Co., Ltd., London, S.W. Portland Stone Work: F. J. Barnes, Ltd., London, S.W. Roofing Felt:

Permanite, Ltd., London, E. Steel Sashes: Williams & Williams, Ltd., London, W.C. Steelwork: The Somerville-Barnard Construction Co., Ltd., London, S.E. Walworth Telephone Exchange—Excavations: Willment Bros., London, S.E. Wigan P.O., etc.—Alterations, etc.: John Johnson & Son, Wigan. **Engineering Services:** Bishopsgate Telephone Exchange—Heating: Korting Bros. (1917), Ltd., London, S.W. Cardiff Mercantile Marine Office, etc.—Heating: The Brightside Foundry & Engineering Co., Ltd., Cardiff. Hyde Park—Lamp Standards, Bollards, etc.: Carron & Co., London, E.C. Liverpool, Ministry of Pensions, Mossley Hill—Heating: The Brightside Foundry & Engineering Co., Ltd., Liverpool. Rampton State Institution—Heating: William Freer, Leicester. Sloane Telephone Exchange—Heating: Adams & Adams, Southampton. Teddington, National Physical Laboratory—Manholes, Cables, etc.: Siemens Bros. & Co., Ltd., London, S.E.—**Painting:** Bovis, Ltd., London, W.; Douglass, Halse & Co., Ltd., London, S.E.; M. Greenwood & Son, Ltd., London, N.W.—**Miscellaneous:** Bookcases: The Bath Cabinet Makers Co., Ltd., Bath. Cabinets (Steel): Roneo, Ltd., London, E.C. Casements (Steel), etc.: Williams & Williams, Ltd., Chester. Chairs: B. Cartwright & Son, High Wycombe; John Gomm, High Wycombe; Owen Haines, High Wycombe; J. W. Webb & Son, High Wycombe. Counterpanes: Barlow & Jones, Ltd., Manchester; James Kippax & Son, Ltd., Manchester; G. & A. Miller, London, S.E. Desk Cases: Holloway Bros. (London), Ltd., London, S.W. Disinfectant: Burt, Boulton & Haywood, Ltd., London, E.C. Fire Extinguishers, etc.: Read & Campbell, Ltd., London, S.W. Flooring (Wood Block): A. M. McDougall & Son, Glasgow. Presses: Siemens Bros. & Co., Ltd., London, S.E.; Robert Young's Construction Co., Ltd., London, N. Soap: Joseph Crosfield & Sons, Ltd., Warrington; Thomas Hedley & Co., Ltd., Newcastle-on-Tyne; John Knight, Ltd., London, E.; Palmer & Co., Ltd., London, E.; Joseph Watson & Sons, Ltd., Leeds. Soap Powder and Metal-Polishing Soap: Pavitt & Co., Ltd., London, S.E. Spanners: Bert Birks & Co., Cradley Heath. Tallow: Cook & Co., Ltd., London, E. Towels: W. T. Taylor & Co., Ltd., Horwich. Tricycles: Frank Hough (Southport), Ltd., Southport. Window Cleaning: Great Metropolitan Cleaning Co., Ltd., London, S.W.

CROWN AGENTS FOR THE COLONIES.

Angle, Mild Steel: The Steel Co. of Scotland, Ltd., London, E.C.—**Bandages:** Vernon & Co., Ltd., Preston.—**Bars, Mild Steel:** P. & W. Maclellan, Ltd., Glasgow.—**Battery, Secondary:** The Tudor Accumulator Co., Ltd., London, W.C.—**Blankets:** T. & D. Lee, Earlsheaton, Dewsbury.—**Bogies, Carriage:** The Leeds Forge Co., Ltd., Leeds.—**Boilers, Locomotive:** Nasmyth, Wilson & Co., Ltd., Patricroft, Manchester; The Vulcan Foundry, Ltd., Newton-le-Willows, Lancashire.—**Boots:** S. Walker, Esq., "Walgrave," Northants; Adam Bros. Ltd., Raunds, Northants; R. Coggins & Sons, Raunds, Northants.—**Canvas:** Richards, Ltd., Aberdeen.—**Cells, Nickel Iron:** Pritchett & Gold & E.P.S. Co., Ltd., London, S.W.—**Cement:** The Cement Marketing Co., London, E.C.—**Clothing:** T. Briggs, Ltd., London, E.C.; J. Hammond & Co., Newcastle, Staffs.; D. Gurteen & Sons, Haverhill; A. Talwith & Co., London, N.; Hobson & Sons, Ltd., London, S.E.; S. Moses & Sons, Ltd., London, E.—**Cord:** Whiteley & Green, Ltd., Holmbridge, near Huddersfield.—**Cotton Waste:** B. Dyson & Sons, Ltd., Oldham.—**Cotton Wool:** R. Bailey & Sons, Stockport.—**Couplers, Jones-Watson:** The A.B.C. Coupler & Engineering Co., London, S.W.—**Disinfectant:** The Sanitas Co., Ltd., London, E.—**Drill:** Fothergill & Harvey, Manchester; A. & S. Henry, Manchester; T. Barnes & Co., Ltd., Manchester; E. Spinner & Co., P.O. Box 502, Manchester.—**Equipment:** Barrow, Hepburn & Gale, London, S.E.—**Flannel:** J. Bradbury & Co., Upper Mill, Yorks; J. Haxby, Esq., London, N.—**Generating Plant:** W. H. Allen, Sons & Co., Ltd., Bedford; The National Gas Engine Co., Ltd., London, E.C.—**Ground Sheets:** Broadhurst & Co., London, W.C.; Campbell, Achnach & Co., Ltd., Glasgow.—**Helmets:** Everitt, Vero & Co., London, S.E.—**Iron, Pig:** W. Baird & Co., Ltd., Glasgow.—**Linotype Machinery:** Linotype & Machinery, Ltd., London, W.C.—**Loco. Boiler, etc.:** Kitson & Co., Ltd., Leeds.—**Magnes.**

Sulph.: Harris, Hart & Co., Ltd., Manchester.—**Meters, Water, Fittings for:** V. & R. Blakemore, London, E.C.—**Meters, Water, etc.:** The Manchester Water Meter Co., Ardwick, Manchester.—**Meters, Water:** Tylors (Water & Sanitary), Ltd., London, N.—**Meters, Electricity:** Ferranti, Ltd., Hollinwood, Lancashire.—**Motor Chassis:** The Albion Motor Car Co., Ltd., Scotstoun, Glasgow.—**Motor Cycles:** The Triumph Cycle Co., Ltd., Coventry.—**Novarsenobillon:** May & Baker, Ltd., London, S.W.—**Oil:** C. C. Wakefield & Co., London, W.C.—**Oil Engine and Centrifugal Pumps:** Marshall, Sons & Co., Ltd., London, S.W.—**Paint:** Wilkinson, Heywood & Clark, London, W.C.—**Paper, Printing, Tracing, Cloth, etc.:** S. C. & P. Harding, Ltd., London, S.E.—**Petrol:** F. & A. Swanzy, Ltd., London, W.C.—**Pipes, C.I.:** The Staveley Coal & Iron Co., Ltd., near Chesterfield.—**Pipes, C.I., etc.:** Cochrane & Co., Ltd., Middlesbrough.—**Pipes, Spigot and Socket, etc.:** The Scottish Tube Co., Ltd., Glasgow.—**Plant, Pile Driving, etc.:** The British Steel Piling Co., Ltd., London, S.W.—**Plates, Steel, etc.:** The United Steel Companies, Ltd., Moss Bay, Workington.—**Railings:** Hill & Smith, Ltd., Brierley Hill, Staffs.—**Roller, Steam Road, etc.:** Aveling & Porter, Ltd., Rochester.—**Roofing Canvas:** The Waterproofing Co., Ltd., Barrhead, near Glasgow.—**Rope, Steel, Wire:** J. & E. Wright, Ltd., Birmingham.—**Running Shed:** F. Morton & Co., Ltd., Garston, Liverpool.—**Sand Bags:** Firmin & Co., London, E.C.—**Sheets, Galv. Corr., etc.:** The Wolverhampton Corr. Iron Co., Ltd., Ellesmere Port, near Birkenhead.—**Signalling, Materials, Railway, etc.:** The General Electric Co., Ltd., London, W.C.—**Sleepers, Steel, etc.:** Bolckow, Vaughan & Co., Ltd., London, S.W.—**Stationery:** Waterlow & Sons, Ltd., London, E.C.—**Steam Wagon:** W. Tasker & Sons, Ltd., Andover, Hants.—**Steel and Ironwork, etc.:** The Furness Shipbuilding Co., Ltd., Haverton Hill, Middlesbrough.—**Steelwork, etc.:** A. & J. Main & Co., Ltd., London, W.C.—**Surgical Instruments:** Down Bros., Ltd., London, S.E.—**Tarco:** R. S. Clare & Co., Ltd., Liverpool.—**Tarpaulins:** J. McIlwraith & Co., Ltd., Govan, Glasgow.—**Telephone Cable, etc.:** Siemens Bros. & Co., Ltd., London, S.E.—**Timber:** C. Leary & Co., London, E.C.—**Tinctures:** Burgoyne, Burbidges & Co., London, E.—**Tubes, Steel, etc.:** The Scottish Tube Co., Ltd., Glasgow.—**Tubes, Steel, Boiler:** Tubes, Ltd., Aston, Birmingham.—**Turntable, Railway:** Ransomes & Rapier, Ltd., London, S.W.—**Tyres:** The Monk Bridge Iron & Steel Co., Ltd., Leeds.—**Varnish:** Kearsley & Co., Ltd., Ripon, Yorks.—**Wire, H.D. Copper:** F. Smith & Co., Salford, Manchester.—**Wire, Copper, etc.:** The Shropshire Iron Co., Ltd., Hadley, near Wellington, Salop; J. Wilkes, Sons & Mapplebeck, Ltd., Birmingham.

METROPOLITAN POLICE.


Clothing Contract, 1925-27: Messrs. J. Compton, Sons & Webb, Ltd., London, E.; Messrs. Milns, Cartwright, Reynolds & Co., London, S.W.—**Glazed Capes, etc., Contract 1924-5:** Messrs. Johnson & Sons, Ltd., Great Yarmouth.

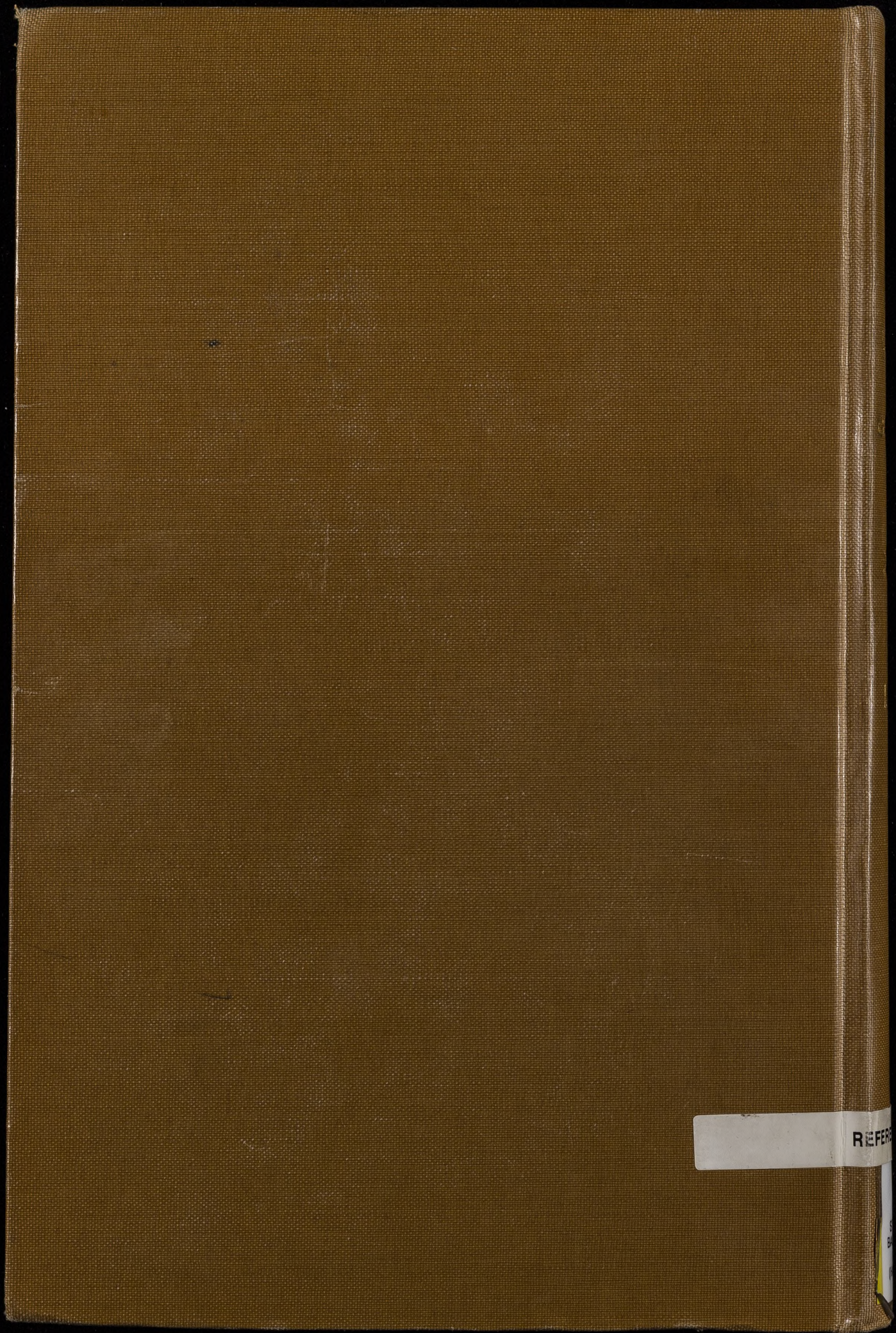
NOTICE.

The price of the "MINISTRY OF LABOUR GAZETTE" is 6d. The annual subscription (post free) is 7s. 6d.

The Publishers (to whom should be addressed all communications concerning subscriptions and sales) are H.M. Stationery Office, Adastral House, Kingsway, London, W.C. 2, and branches (see Cover).

PRINTED UNDER THE AUTHORITY OF HIS MAJESTY'S STATIONERY OFFICE BY WYMAN & SONS, LTD., FETTER LANE, LONDON, E.C. 4.





REFER