


ONLY



45
S 4087

The
BRITISH LIBRARY
of POLITICAL and
ECONOMIC
SCIENCE

Rerum Cognoscere Causas

GOVERNMENT
PUBLICATIONS
BACK-UP




BRITISH LIBRARY
OF POLITICAL AND ECONOMIC SCIENCE
(London School of Economics)

HEADING

TITLE & VOL. NO.

EDITION	CLASS MARK HD 8381 .A1
DATE OF PUBLICATION	
BOOK NUMBER	

STAFF Date issued	RESEARCH STUDENTS Date due for return
----------------------	--


 P.P.E.S. STAFF

 special loan
 due 6.00 pm 31-1-83
 em


THE
MINISTRY OF LABOUR
GAZETTE

VOLUME XLV.

JANUARY—DECEMBER

1937.



BRITISH LIBRARY
20 JAN 1938
OF POLITICAL AND
ECONOMIC SCIENCE

S

LONDON

PUBLISHED BY HIS MAJESTY'S STATIONERY OFFICE

To be purchased directly from H.M. STATIONERY OFFICE at the following addresses:
Austral House, Kingsway, London, W.C.2; 120 George Street, Edinburgh 2;
26 York Street, Manchester 1; 1 St. Andrew's Crescent, Cardiff;
80 Chichester Street, Belfast;
or through any bookseller

1938

INDEX.

[NOTE.—References to wages and hours of labour, disputes, industrial diseases and accidents, and unemployment in different industries or groups of industries appearing in periodical Tables are not indexed separately under those industries but under the subject only. Similarly, references to proceedings of particular Trade Boards are not indexed separately under the individual industries, but under "Trade Boards Acts" only.]

- ACCIDENTS, INDUSTRIAL:**
Factories and workshops, 1936 and previous years: 338.
Fatal, monthly statistics: 35, 79, 120, 162, 203, 244, 283, 324, 367, 408, 455, 501.
Mines and quarries, 1936: 93, 383.
Railway, 1936: 300.
[See also "Workmen's Compensation."]
- ACTS OF PARLIAMENT.** [See "Legislation, Labour."]
- AGREEMENTS, COLLECTIVE:**
Cotton industry: 7, 38, 50, 132, 163.
Flour milling industry: 176.
Grocery and provision trade: 472.
Mining, coal: 217.
Omnibus, London: 173, 217, 258.
Railway staff: 299.
[See also "Conciliation," "Hours of Labour," and "Wages"; and for oversea countries under names of countries.]
- AGRICULTURE:**
Agricultural Wages (Regulation) (Scotland) Act, 1937: 297, 471.
Boys and girls, insured, July, 1937: 441.
unemployed: 29, 67, 108, 154, 193, 233, 273, 314, 355, 401, 439, 441, 487.
Co-operative societies, statistics, 1935: 50.
Numbers employed, 1936-37: 381.
insured, July, 1936: 27.
1937: 437.
Profit-sharing statistics, 1936: 294.
Unemployed: 27, 65, 105, 151, 191, 231, 271, 313, 353, 397, 435, 437, 483, 485.
revised procedure for counting: 379, 399.
Unemployment insurance (mixed employment) regulations: 121.
Wages (England and Wales): 381.
Regulation (Scotland): 297, 471.
- ARBITRATION:** [See "Conciliation and Arbitration" and "Industrial Court."]
- AUSTRALIA:**
Employment: 110, 195, 316, 446.
Prices, retail: 38, 79, 120, 162, 203, 244, 283, 324, 367, 411, 455, 501.
Wages movements: 473.
- AUSTRIA:**
Employment: 31, 69, 110, 156, 195, 235, 275, 316, 357, 403, 446, 491.
Prices, retail: 38, 79, 120, 162, 203, 244, 283, 324, 367, 411, 455, 501.
- BAKING INDUSTRY:**
Basement bakehouses: 337.
Committee on night baking: 49, 299.
Earnings and hours, October, 1935: 88.
Jobbing bakers in Scotland, position under unemployment insurance scheme: 285.
- BANKING INDUSTRY:**
Unemployment insurance special scheme, Orders, etc.: 39, 121, 163.
- BELGIUM:**
Dock workers, hours of labour: 51, 385, 473.
Employment: 69, 110, 156, 235, 275, 316, 403, 491.
Forty-hour week, new legislation: 385.
Mining, coal, hours of labour: 51.
Prices, retail: 38, 79, 120, 162, 203, 244, 283, 324, 367, 411, 455, 501.
- BLAST FURNACES.** [See "Pig Iron Industry."]
- BLEACHING, DYEING, PRINTING AND FINISHING INDUSTRIES:**
Earnings and hours, October, 1935: 46.
Employment, state of: 15, 53, 94, 140, 180, 220, 260, 301, 342, 386, 426, 474.
- BOOKBINDING INDUSTRY:** [See "Printing and Allied Trades."]
- BOOT AND SHOE INDUSTRY:**
Earnings and hours, October, 1935: 46.
Employment, state of: 20, 58, 99, 145, 185, 225, 265, 306, 347, 391, 431, 479.
- BOOT AND SHOE REPAIRING:**
Earnings and hours, October, 1935: 47, 48.
- BRICK, TILE, ETC., INDUSTRIES:**
Earnings and hours, October, 1935: 46.
Employment, state of: 21, 59, 100, 146, 186, 226, 266, 307, 348, 392, 432, 480.
- BUILDING AND ALLIED INDUSTRIES:**
Building plans approved, statistics: 21, 30, 59, 80, 100, 109, 146, 155, 186, 204, 226, 245, 266, 284, 307, 325, 348, 368, 392, 412, 432, 456, 480, 502.
- BUILDING AND ALLIED INDUSTRIES (continued):**
Building plans approved, 1936: 92.
1927-1937, statistics and charts illustrating: February, May, August and November insets.
Dispute, Scotland: 219, 340.
Earnings and hours, October, 1935: 174.
Employment, state of: 21, 59, 100, 146, 186, 226, 266, 307, 348, 392, 432, 480.
Housing. [See "Housing."]
Plasterers and joiners, Scotland, demarcation dispute: 219, 340.
Safety in, International Labour Conference: 259.
Unemployed in Special Areas: analysis by age: 254.
Unemployment in, 1927-1937, statistics and charts illustrating: February, May, August, and November insets.
Wages, revised hourly rates of: 116.
- CANADA:**
Disputes: 137, 178, 300.
Employment: 31, 69, 110, 156, 195, 235, 275, 316, 357, 403, 446, 491.
Hours of labour, 1936: 219.
Prices, retail: 38, 79, 120, 162, 203, 244, 283, 324, 367, 411, 455, 501.
Wages, 1936: 219.
- CAST STONE AND CAST-CONCRETE PRODUCTS INDUSTRY:**
Joint Industrial Council: 299.
- CENSUS OF SEAMEN, 1936: 384.**
- CHEMICAL INDUSTRY:**
Earnings and hours, October, 1935: 46.
Hours, reduction of, International Labour Conference: 258.
- CINEMAS:**
Trades Union Congress, resolution regarding: 339.
- CIVIL SERVICE AND GOVERNMENT DEPARTMENTS:**
Civil Service Arbitration Tribunal decisions: 122, 164, 247, 286, 327, 369, 503.
- CLOTHING INDUSTRIES:**
Earnings and hours, October, 1935: 46.
- COAL MINING:** [See "Mining, Coal."]
- COMMITTEES, GOVERNMENT, AND ROYAL COMMISSIONS:**
Card-room workers, compensation for, Departmental Committee appointed: 91.
Fair Wages Clause, enquiry into working of, Committee appointed: 297.
Holidays with pay, Committee appointed: 90, 135.
Hours of employment of young persons in unregulated occupations, report of Committee: 136.
Industrial population, distribution of, Royal Commission appointed: 256.
Lighting in factories, Committee appointed: 457.
Night baking, Committee on: 49, 299.
Nursing services, Committee appointed: 502.
Road transport workers, wages and conditions of service, report of Committee: 177.
Special Areas (Amendment) Act, 1937, Advisory Committee appointed: 256.
Unemployment Assistance Board, Advisory Committees: 298.
Unemployment Insurance Statutory Committee. [See separate heading.]
- CONCILIATION AND ARBITRATION:**
Building industry, Scotland, Court of Inquiry: 219, 340.
Cases under Industrial Courts Act, 1919, and Conciliation Act, 1896: 39, 82, 122, 164, 247, 327, 457.
Coal mining dispute, Nottinghamshire: 217.
Ministry of Labour report for 1936: 172.
Omnibus dispute, London: 173, 217, 258.
Plasterers and joiners, Scotland, demarcation dispute: 219, 340.
- CONTRACTS, GOVERNMENT:** 40, 82, 123, 165, 207, 247, 287, 328, 371, 413, 458, 504.
- CO-OPERATIVE SOCIETIES:**
Agriculture and fisheries, 1935: 50.
Congress, sixty-ninth annual: 218.
Employees, wages, etc., 1935: 10.
Housing societies, 1935: 11.
Profit-sharing statistics, 1936: 296.
Sales, production, capital, etc., 1935: 10.
- CO-PARTNERSHIP:** [See "Profit-sharing and Co-partnership."]
- COST OF LIVING:**
Changes in: 1, 37, 45, 78, 87, 119, 129, 161, 171, 202, 213, 243, 253, 282, 293, 323, 335, 366, 377, 416, 419, 454, 465, 500.
diagram illustrating: inset to March issue.
statistics and charts illustrating 1927-1937: February, May, August and November insets.
Changes in, summary for 1936: 6, 7.

COST OF LIVING (continued):
Index number, proposed revision of: 337, 378.
Working-class family expenditure, enquiry into: 337, 378.
[See also "Prices," and for oversea countries under names of countries.]

COTTON INDUSTRY:
Agreements, collective: 7, 38, 50, 132, 163.
Card-room workers, compensation for disablement, Departmental Committee appointed: 91.
Cotton delivered to mills, 1927-1937, statistics and charts illustrating: February, May, August and November insets.
Cotton Manufacturing Industry (Temporary Provisions) Act, 1934, Orders under: 7, 38, 50, 132, 163.
Employment, state of: 19, 57, 98, 144, 184, 224, 264, 305, 346, 390, 430, 478.
Unemployment, 1927-1937, statistics and charts illustrating: February, May, August and November insets.
Wages agreements: 7, 38, 50, 132, 163.

CZECHOSLOVAKIA:
Agreements, collective: 300.
_____ , compulsory extension of: 341.
Employment: 31, 69, 110, 156, 195, 235, 275, 316, 357, 403, 446, 491.
Metal industry, hours of labour: 300.
Prices, retail: 38, 79, 120, 162, 203, 244, 283, 324, 367, 411, 455, 501.
Wages movements: 300.

DENMARK:
Agreements, collective: 178.
Employment: 69, 110, 156, 195, 235, 275, 316, 357, 403, 446, 491.
Prices, retail: 38, 79, 120, 162, 203, 244, 283, 324, 367, 411, 455, 501.
Wages in 1936: 341.

DEVELOPMENT, INDUSTRIAL:
Factories, opened, extended and closed, 1935 and 1936: 339.
Special Areas. [See "Special Areas."]

DISEASES, INDUSTRIAL:
Cases and deaths reported, monthly statistics: 35, 79, 120, 162, 203, 244, 283, 324, 367, 408, 455, 501.
Factories and workshops, Report of H.M. Chief Inspector: 338.
[See also "Workmen's Compensation."]

DISPUTES, TRADE:
Coal mining industry: 217.
Diagram illustrating loss in working days, 1905-1936: inset to March issue.
Monthly statistics and tables: 1, 36, 45, 77, 87, 118, 129, 160, 171, 201, 213, 242, 253, 281, 293, 322, 335, 365, 377, 409, 419, 453, 465, 499.
Omnibus, London: 173, 217, 258.
Scotland, building industry (plasterers and joiners): 219, 340.
Summary for 1936; also comparison with previous years, and particulars of principal disputes in 1936: 5, 6, 214.
[See also "Conciliation and Arbitration," "Industrial Court" and for oversea countries under names of countries.]

DISTRIBUTIVE TRADES:
Wages and conditions considered by Trades Union Congress: 339.

DOCK AND RIVERSIDE LABOUR:
Dockers and workers engaged in dry docking, etc.: position under unemployment insurance scheme: 285, 326.
Earnings and hours, October, 1935: 174.
Employment, state of: 21, 59, 100, 146, 186, 226, 266, 307, 348, 392, 432, 480.
Factories Act, 1937: 49, 337.
Port transport industry, Aberdeen and Glasgow, appointment of Board of Enquiry: 38.

DOMESTIC EMPLOYMENT:
Position under unemployment insurance of (i) non-private (institutional) domestic servants, and (ii) private outdoor domestic servants: 173, 469, 470.

EARNINGS AND HOURS OF LABOUR ENQUIRY, 1935:
Summaries of results: 46, 88, 133, 174, 257.

EDUCATION ACT, 1936:
School-leaving age, raising of, exemption for "beneficial employment": 336.

EGYPT:
Prices, retail: 38, 79, 120, 162, 203, 244, 283, 324, 367, 411, 455, 501.

ELECTRICAL ENGINEERING: [See "Engineering Industry."]

EMIGRATION:
Passenger movement, diagram illustrating: 93.

EMPLOYMENT:
Agriculture, numbers employed, 1936-37: 381.
Boys and girls. [See "Juveniles."]
Employment in the United Kingdom and in oversea countries, 1929-1936: 138.
Ex-service men: 219, 471.
Factories and workshops, 1936, Report of H.M. Chief Inspector: 338.
Factories opened, extended and closed, 1935 and 1936, and numbers employed: 339.
Insured persons in: 1, 2, 7, 45, 87, 129, 137, 171, 213, 253, 256, 293, 335, 377, 419, 424, 465, 466, 488, 489.
_____, 1923-1936, by industries, diagram illustrating: 93.

EMPLOYMENT (continued):
Mines and quarries, 1936, Report of H.M. Chief Inspector: 383.
Ministry of Labour report for 1936: 172.
Oversea countries, as compared with United Kingdom, survey for 1929-36: 138.
Principal industries, detailed reports: 17, 55, 96, 142, 182, 222, 262, 303, 344, 388, 428, 476.
_____, summary for 1936: 2, 3.
Railway service, numbers employed: 382.
Seamen, numbers employed: 384.
State of, monthly summaries: 1, 15, 45, 53, 87, 94, 129, 140, 171, 180, 213, 220, 253, 260, 293, 301, 335, 342, 377, 386, 419, 426, 465, 474.
Statistics and charts illustrating, 1927-1937: February, May, August and November insets.
Vacancies filled by Employment Exchanges, monthly statistics: 16, 54, 95, 141, 181, 221, 261, 302, 343, 387, 427, 475.
[See also "Employment Exchanges," "Juveniles," "Legal Cases affecting Labour," "Re-distribution of Labour," and for oversea countries under names of countries.]

EMPLOYMENT EXCHANGES:
Divisional areas, adjustments of: 338.
Exchanges as employment agencies: 172.
Juveniles registered at, special analyses: 49, 218, 337.
Registered unemployed, 1921-1936, diagram illustrating: 93.
_____, age distribution: 255.
_____, monthly statistics: 1, 2, 16, 22, 45, 54, 60, 87, 95, 101, 129, 141, 147, 171, 181, 187, 213, 221, 227, 253, 261, 267, 293, 302, 308, 335, 343, 349, 377, 387, 393, 419, 427, 433, 465, 475, 481.
Registered unemployed, statistics and charts illustrating, 1927-1937: February, May, August and November insets.
Special Areas, registered unemployed men: 254.
Vacancies filled by, 1921-1936, diagram illustrating: 93.
_____, monthly statistics: 16, 54, 95, 141, 181, 221, 261, 302, 343, 387, 427, 475.
[See also "Juveniles" and "Unemployment Insurance."]

ENGINEERING INDUSTRY:
Earnings and hours, October, 1935: 133.
Electrical engineering, production in 1927-1937, statistics and charts illustrating: February, May, August and November insets.
Employment, state of: 18, 56, 97, 143, 183, 223, 263, 304, 345, 389, 429, 477.
Unemployed in Special Areas: analysis by age: 254.
Unemployment, 1927-1937, statistics and charts illustrating: February, May, August and November insets.

EXPORTS:
Statistics and charts illustrating, 1927-1937: February, May, August and November insets.

EX-SERVICE MEN:
Disabled, unemployed, numbers: 219, 471.
King's Roll National Council: 219, 471.

FACTORIES AND WORKSHOPS:
Chlorine, safety and health precautions: 370.
Factories Act, 1937: 49, 337.
First-aid orders and regulations: 368.
Lighting in, Committee appointed: 457.
Opened, extended and closed, 1935 and 1936: 339.
Report of Chief Inspector for 1936: 338.
Shift System in Factories and Workshops (Consultation of Workpeople) Order, 1936: 39.
Young persons, hours of employment of: 136.
[See also "Accidents, Industrial," and "Diseases, Industrial."]

FAIR WAGES CLAUSE:
Committee to enquire into working of: 297.

FINANCE:
Statistics and charts illustrating: February, May, August and November insets.

FINLAND:
Prices, retail: 38, 79, 120, 162, 203, 244, 283, 324, 367, 411, 455, 501.
Wages in 1936: 385.

FISHING INDUSTRY:
Co-operative societies in, 1935: 50.
Employment, state of: 15, 53, 94, 140, 180, 220, 260, 301, 342, 386, 426, 474.
Fishing vessels, seamen employed on: 384.

FIVE-DAY WEEK:
Factories and workshops, 1936: 338.

FLOUR MILLING INDUSTRY:
Joint Industrial Council: 176.

FOOD, DRINK AND TOBACCO INDUSTRIES:
Earnings and hours, October, 1935: 88.
Flour Milling Joint Industrial Council: 176.
Grocery and provision trade, wages: 472.
[See also "Baking Industry."]

FOOD PRICES. [See "Cost of Living" and "Prices."]

FORESTRY: Included with Agriculture for purposes of unemployment insurance. [See "Agriculture."]

FORTY-HOUR WEEK:
Belgium: 385.
France: 13.
Trades Union Congress, 1937, resolution: 339.
United States steel industry: 137.
[See also "International Labour Organisation."]

FRANCE:
Agreements, collective: 13, 300.
Coal mining, hours of labour: 137, 385.
Employment: 31, 69, 110, 156, 195, 235, 275, 316, 357, 403, 446, 491.
Forty-hour week: 13.
Iron-mining, hours of labour: 473.
Labour disputes, compulsory conciliation and arbitration: 13, 52, 300, 385.
Metal industry dispute: 13.
Prices, retail: 38, 79, 120, 162, 203, 244, 283, 324, 367, 411, 455, 501.
Railway service, hours of labour: 51.
Retail shops, hours of labour: 473.

GERMANY:
Coal-mining industry, average earnings per shift, 1935-36: 14.
Employment: 31, 69, 110, 156, 195, 235, 275, 316, 357, 403, 446, 491.
"Four-Year Plan": 51.
Labour regulation: 51.
Prices, retail: 38, 79, 120, 162, 203, 244, 283, 324, 367, 411, 455, 501.
Unemployment insurance benefit, revised rates: 259.

GLASS INDUSTRY:
Earnings and hours, October, 1935: 46.
Employment, state of: 15, 53, 94, 140, 180, 220, 260, 301, 342, 386, 426, 474.
International Labour Convention, ratification of: 14.

HEAD MASTERS' EMPLOYMENT COMMITTEE:
Report for 1936: 300.

HEAD MISTRESSES' EMPLOYMENT COMMITTEE:
Report for 1936: 300.

HEALTH, SAFETY, AND WELFARE:
Chlorine, handling, storage, and use of: 370.
Coal mines, safety and health regulations: 245.
Factories Act, 1937: 49, 337.
First-aid orders and regulations (factories, &c.): 368.
Lighting in factories, Committee appointed: 457.
Miners' Welfare Fund: 383.
Protection of eyes from injury: 337.
Toxicity of industrial solvents: 502.
[See also "Safety."]

HOLIDAYS, PAYMENT FOR:
Committee appointed: 90, 135.
Trades Union Congress: 339.

HOLLAND:
Agreements, collective: 178.
_____, compulsory extension of: 341.
Diamond cutting industry, hours of labour: 178.
Employment: 31, 69, 110, 156, 195, 235, 275, 316, 403, 446.
Prices, retail: 38, 79, 120, 162, 203, 244, 283, 324, 367, 411, 455, 501.

HOURS OF LABOUR:
Changes in, monthly statistics: 32, 70, 111, 157, 196, 236, 276, 317, 358, 405, 447, 492.
_____, summary for 1936 and previous years: 5, 132.
Enquiry into, October, 1935: 46, 88, 133, 174, 257.
Factories and workshops, 1936, Report of H.M. Chief Inspector: 338.
Flour-milling industry: 176.
Glass works, ratification of draft International Labour Convention: 14.
Limitation of working hours, under Factories Act, 1937: 49, 337.
Mining, coal, International Labour Organisation: 219.
Night baking, report of Committee: 299.
Omnibus workers, London: 173, 217, 258.
Railway service, March, 1936: 257.
Reduction of, International Labour Conference: 258.
Shift-working, extent of, enquiry, 1935: 46, 88, 133, 174, 257.
Statistics of, International Conference of Labour Statisticians: 472.
Trades Union Congress: 339.
Young persons in unregulated occupations: 136.
[For oversea countries see under names of countries.]

HOUSING:
Building plans approved: 21, 30, 59, 80, 92, 100, 109, 146, 155, 186, 204, 226, 245, 266, 284, 307, 325, 348, 368, 392, 412, 432, 456, 480, 502, and insets to February, March, May, August and November issues.
Co-operative housing societies in 1935: 11.
Special Areas: 471, 472.

HUNGARY:
Employment: 31, 69, 235, 357, 446, 491.

IMMIGRATION:
Passenger movement, inwards and outwards, diagram illustrating: 93.

IMPORTS:
Statistics and charts illustrating, 1927-1937: February, May, August and November insets.

INDIA:
Prices, retail: 38, 79, 120, 162, 203, 244, 283.

INDUSTRIAL COURT:
Decisions: 39, 164, 247, 286, 327, 369, 413, 457, 503.

INDUSTRIAL MUSEUM, HOME OFFICE: 338.

INDUSTRIAL RELATIONS:
Ministry of Labour report for 1936: 172.
[See also "Agreements, Collective," "Conciliation," "Disputes," "Industrial Court" and "Railway Service."]

INDUSTRIAL TRANSFERENCE:
Special Areas, reports of Commissioners: 471, 472.
Transfers from depressed areas: 68, 194, 315, 438.
Unemployment Assistance Board, report, 1936: 298.

INSURANCE INDUSTRY:
Unemployment Insurance Special Scheme (Variation and Amendment) Order, 1937: 163.

INTERNATIONAL LABOUR ORGANISATION:
Age for admission into employment, revised draft Conventions: 258.
Conference, twenty-first and twenty-second (Maritime) sessions, draft Conventions and recommendations: 137.
Conference, twenty-third session, proceedings: 258.
Draft Conventions, action by H.M. Government: 14.
Fifth International Conference of Labour Statisticians: 472.
Governing Body: 51, 219, 259, 425.
Hours, reduction of, draft Conventions: 258.
Maritime sessions of Conference, draft Conventions and recommendations: 137.
Mining, coal, hours of work: 219.
_____, technical meeting: 259.
Social services, international survey of: 9.
Textile industry, technical conference on: 219.
Trades Union Congress, resolution regarding conventions: 339.
Wages and hours of labour, statistics of: 472.

IRISH FREE STATE:
Employment: 69, 110, 156, 195, 235, 275, 316, 357, 403, 446, 491.
Prices, retail: 38, 79, 120, 162, 203, 244, 283, 324, 367, 411, 455, 501.

IRON AND STEEL INDUSTRIES:
Earnings and hours, October, 1935: 133.
Employment, state of: 18, 56, 97, 143, 183, 223, 263, 304, 345, 389, 429, 477.
Output, 1927-1937, statistics and charts illustrating: February, May, August and November insets.
Prices and wages: 38, 159, 205, 284, 368, 456.
Unemployment in 1927-1937, statistics and charts illustrating: February, May, August and November insets.

IRON MINING. [See "Mining, Iron."]

ITALY:
Agreements, collective: 178.
Employment: 357, 491.
Family allowances, extension of: 425.
Prices, retail: 38, 79, 120, 283, 324, 367, 411, 455, 501.
Shorter working week, legislation: 13.
Wages movements: 178.

JAPAN:
Employment: 31, 357, 446.
Hours of labour: 179.
Wages movements: 179.

JOINT INDUSTRIAL COUNCILS:
Cast stone and cast concrete products industry: 299.
Flour milling industry: 176.

JUNIOR INSTRUCTION CENTRES:
Attendances of boys and girls, monthly statistics: 28, 66, 107, 153, 193, 233, 273, 314, 355, 401, 439, 487.
Meals in, provision of: 336, 469.
Medical and dental treatment in: 336, 469.
National Advisory Councils, report on scheme: 336.

JUVENILES:
Age for admission into employment, International Labour Convention: 258.
"Beneficial employment," exemption from attendance at school under New Education Act: 336.
Children and Young Persons (Scotland) Act, 1937: 258.
Coal Mines (Employment of Boys) Act, 1937: 297.
Courses of instruction for unemployed boys and girls. [See "Junior Instruction Centres."]
Earnings and hours enquiry, 1935, summarised by industries: 46, 88, 133, 174, 257.
Factories Act, 1937: 49, 337.
Headmasters' Employment Committee, report for 1936: 300.
Headmistresses' _____: 300.
Hours of employment in unregulated occupations, report of Committee: 136.
Insured, analysed by industries: 441.
_____, changes in estimated numbers of, 1929-1937: 420.
_____, number unemployed: 28, 66, 107, 153, 193, 233, 273, 314, 355, 401, 439, 441, 487.
Junior instruction centres: [See separate heading.]
Meals and medical treatment for boys and girls attending courses of instruction: 336, 469.
National Advisory Councils, reports of: 336.
New entrants into unemployment insurance: 29, 67, 108, 154, 192, 232, 272, 309, 354, 400, 437, 485.
Remaining at school, while registered for employment: 218, 337.
_____, but employed outside school hours: 136.
School-leaving age, raising of, exemption for "beneficial employment": 336.
Transferred from depressed areas: 68, 194, 315, 438.
Unemployed, analysed by industries: 29, 66, 107, 153, 193, 233, 273, 314, 355, 401, 439, 441, 487.
_____, special analyses: 49, 218, 337.
Unemployment, monthly statistics: 28, 66, 107, 153, 193, 233, 273, 314, 355, 401, 439, 487.
Vacancies filled, monthly statistics: 28, 66, 107, 153, 193, 233, 273, 314, 355, 401, 439, 487.

- KING'S ROLL NATIONAL COUNCIL:** 219, 471.
- LAND SETTLEMENT:**
Special Areas: 471, 472.
- LEATHER INDUSTRIES:**
Earnings and hours, October, 1935: 88.
Employment, state of: 15, 53, 94, 140, 180, 220, 260, 301, 342, 386, 426, 474.
- LEGAL CASES AFFECTING LABOUR:**
Factory and Workshop Acts: 326, 369.
Trade Boards Acts, 1909-1918: 39, 80, 121, 163, 205, 246, 326, 369, 457, 503.
Workmen's Compensation Act, 1925: 245, 457.
- LEGISLATION, LABOUR:**
Agricultural Wages (Regulation) (Scotland) Act, 1937: 297.
Children and Young Persons (Scotland) Act, 1937: 258.
Coal Mines (Employment of Boys) Act, 1937: 297.
Factories Act, 1937: 49, 337.
Unemployment Insurance Bill, 1937: 469.
[For overseas countries, see under names of countries.]
- LOCAL GOVERNMENT SERVICE:**
Advisory committee set up, to advise Trades Union Congress General Council: 339.
- LOCATION OF INDUSTRY:**
Geographical Distribution of Industrial Population, appointment of Royal Commission: 256.
- LOCK-OUTS:** [See "Disputes."]
- METAL INDUSTRIES (MISCELLANEOUS):**
Earnings and hours, October, 1935: 133.
- MIGRATION:**
Passenger movement, inwards and outwards, diagram illustrating: 93.
[See also "Industrial Transference" and "Re-distribution of Labour."]
- MINERS' WELFARE FUND:**
National Scholarship Scheme: 383.
Report of Miners' Welfare Committee for 1936: 383.
- MINES AND QUARRIES (GENERAL):**
Accidents, fatal, in 1936: 93.
Earnings and hours, October, 1935: 46, 174.
Managers', under-managers' and surveyors' examinations: 122, 370.
Report of Mines Department, 1936: 383.
[See also "Mining, Coal," "Mining, Iron," "Mining, Shale" and for overseas countries under names of countries.]
- MINING, COAL:**
Accidents in 1936: 93, 383.
Coal mines, draft general regulations: 326.
Coal Mines (Employment of Boys) Act, 1937: 297.
Coal Mines General Regulations (Winding and Haulage), 1937: 163.
Disputes: 5, 6, 214, 217.
Earnings, average, 1936: 383.
Earnings per shift, quarterly: 12, 132, 257, 297, 384.
Employment in 1936: 383.
Employment, state of: 17, 55, 96, 142, 182, 222, 262, 303, 344, 388, 428, 476.
Exports, 1927-1937, statistics and charts illustrating: February, May, August and November insets.
Hours of work, International Labour Organisation: 219.
Insured persons, changes in principal districts, 1923-1937: 422. —, transfers to and from other industries: 422.
Miners' Welfare Fund and National Scholarship Scheme: 383.
Numbers employed in 1936: 383.
Numbers employed, quarterly return: 12, 132, 297, 384.
Output in 1936: 383.
—, costs of production and proceeds (quarterly): 12, 132, 297, 384.
—, monthly returns: 17, 55, 96, 142, 182, 222, 262, 303, 344, 388, 428, 476.
—, 1927-1937, statistics and charts illustrating: February, May, August and November insets.
Profit-sharing arrangements: 297.
Regulations and orders: 163, 245, 326.
Safety and health regulations and orders, 1937 edition: 245.
Technical meeting, International Labour Organisation: 259.
Transfers to and from other industries: 422.
Unemployed in Special Areas: 254, 472.
Unemployment, 1927-1937, statistics and charts illustrating: February, May, August and November insets.
[For overseas countries, see under names of countries.]
- MINING, IRON:**
Accidents in 1936: 93, 383.
Employment in 1936: 383.
—, state of: 17, 55, 96, 142, 182, 222, 262, 303, 344, 388, 428, 476.
- MINING, SHALE:**
Employment, state of: 17, 55, 96, 142, 182, 222, 262, 303, 344, 388, 428, 476.
- MINISTRY OF LABOUR:**
Administrative Divisions, adjustments of areas: 338.
Cost-of-Living, working-class family expenditure, enquiry into: 337, 378.
Publications:
Report for 1936: 172.
Twenty-second Abstract of Labour Statistics: 379.
Trade Boards: Divisional offices and areas covered: 164, 246, 370.
- MISCELLANEOUS INDUSTRIES:**
Earnings and hours, October, 1935: 174.
- NATIONAL ADVISORY COUNCILS FOR JUVENILE EMPLOYMENT.** [See "Juveniles."]
- NETHERLANDS.** [See "Holland."]
- NEW ZEALAND:**
Employment: 31, 69, 156, 195, 235, 275, 357, 403, 446.
Prices, retail: 38, 79, 120, 162, 203, 244, 283, 324, 367, 411, 455, 501.
- NON-MANUAL WORKERS:**
Raising of salary limit under health and unemployment insurance, Trades Union Congress resolution regarding: 339.
- NON-METALLIFEROUS MINE AND QUARRY PRODUCTS:**
Earnings and hours, October, 1935: 46.
- NORTHERN IRELAND:**
Agricultural scheme of unemployment insurance, numbers insured at July, 1937: 423.
[See also under "Trade Boards."]
- NORWAY:**
Agreements, collective: 178.
Employment: 31, 69, 110, 156, 195, 235, 275, 316, 357, 403, 446.
Prices, retail: 38, 79, 120, 162, 203, 244, 283, 324, 367, 411, 455, 501.
- NURSES:**
Committee on Nursing Services appointed: 502.
Conditions of service considered by Trades Union Congress: 339.
- OVERTIME:**
Earnings and hours, October, 1935, summarised by industries: 46, 88, 133, 174, 257.
Factories Act, 1937: 49, 337.
Railway staff, decision of National Tribunal: 299.
- PAPER MANUFACTURE:**
Earnings and hours, October, 1935: 88.
Employment, state of: 21, 59, 100, 146, 186, 226, 266, 307, 348, 392, 432, 480.
- PENSIONS:**
National Council of Labour, proposed scheme approved by Trades Union Congress: 339.
- PIG IRON INDUSTRY:**
Employment, state of, and monthly output: 17, 55, 96, 142, 182, 222, 262, 303, 344, 388, 428, 476.
Output, 1927-1937, statistics and charts illustrating: February, May, August and November insets.
Prices and wages: 38, 159, 205, 284, 368, 456.
- POLAND:**
Coal mining industry, hours of labour: 300.
Employment: 31, 69, 110, 156, 195, 235, 275, 316, 357, 403, 446, 491.
Labour legislation: 300.
Textile industry, wages in: 385.
- POOR RELIEF:**
Monthly statistics: 30, 68, 109, 155, 204, 234, 274, 325, 356, 402, 440, 490.
Persons in receipt of, on 1st January, 1936 and 1937: 340.
Quarterly statistics: 12, 177, 384.
Unemployed persons receiving: 12, 177, 340, 384.
- PORT LABOUR:** [See "Dock and Riverside Labour."]
- PORTUGAL:**
Prices, retail: 501.
- POSTAL RECEIPTS:**
Statistics and charts illustrating, 1927-1937: February, May, August and November insets.
- POTTERY INDUSTRY:**
Earnings and hours, October, 1935: 46.
Employment, state of: 21, 59, 100, 146, 186, 226, 266, 307, 348, 392, 432, 480.
- PRICES:**
In iron and steel industries: 38, 159, 205, 284, 368, 456.
Retail, in Great Britain and Northern Ireland, British Dominions and foreign countries, summary: 38, 79, 120, 162, 203, 244, 283, 324, 367, 411, 455, 501.
Wholesale, statistics and charts illustrating, 1927-1937: February, May, August and November insets.
[See also "Cost of Living."]
- PRINTING AND ALLIED TRADES:**
Earnings and hours, October, 1935: 88.
Employment, state of: 21, 59, 100, 146, 186, 226, 266, 307, 348, 392, 432, 480.
Hours, reduction of, International Labour Conference: 258.
- PRODUCTION:**
Industrial production, statistics and charts illustrating, 1927-1937: February, May, August and November insets.
Output, coal: 12, 17, 55, 96, 132, 142, 182, 222, 262, 297, 303, 344, 384, 388, 428, 476.
—, pig iron: 17, 55, 96, 142, 182, 222, 262, 303, 344, 388, 428, 476.
—, steel: 18, 56, 97, 143, 183, 223, 263, 304, 345, 389, 429, 477.
- PROFIT-SHARING AND CO-PARTNERSHIP:**
Statistics, 1936, and earlier years: 294.
- PUBLIC AUTHORITY AND PUBLIC UTILITY UNDERTAKINGS:**
Earnings and hours, October, 1935: 174.

- PUBLIC WORKS:**
International Labour Conference: 258.
Special Areas: 471, 472.
Unemployment, 1927-1937, statistics and charts illustrating: February, May, August and November insets.
- PUBLICATIONS:**
Ministry of Labour publications:
Report for 1936: 172.
Twenty-second Abstract of Labour Statistics: 379.
Official publications received relating to labour: 40, 82, 123, 164, 206, 247, 286, 328, 371, 411, 458, 504.
- QUARRYING.** [See "Mines and Quarries (general)."]
- RAILWAY SERVICE:**
Accidents in 1936: 300.
Earnings and hours, March, 1936: 257.
Employment and wages in, March, 1936: 257.
—, 1937: 382.
Industrial Court, awards affecting railway shopmen, etc.: 39, 247, 286, 369, 413, 457.
Railway Staff National Tribunal, decision: 299.
Traffic receipts, 1927-1937, statistics and charts illustrating: February, May, August and November insets.
Wages, decision of National Tribunal: 299.
- RE-DISTRIBUTION OF LABOUR:**
Coal-mining industry: 422.
Geographical distribution of industrial population, appointment of Royal Commission: 256.
Industrial and geographical distribution of insured persons, changes in: 420, 443, 444, 445, 466, 488, 489.
Industrial Transference Scheme: [See "Industrial Transference."]
- RENTS.** [See "Cost of Living."]
- RETAIL PRICES:**
In Great Britain and Northern Ireland, British Dominions and foreign countries, summary: 38, 79, 120, 162, 203, 244, 283, 324, 367, 411, 455, 501.
[See also "Cost of Living."]
- ROAD TRANSPORT INDUSTRY:** [See "Transport."]
- SAFETY IN INDUSTRY:**
Building industry, International Labour Conference: 259.
Chlorine, safety and health precautions: 370.
Coal mines, draft general regulations: 326.
Coal mines safety and health regulations: 245.
Factories Act, 1937: 49, 337.
Factories and Workshops, 1936: 338.
Weight lifting by industrial workers: 206.
[See also "Health, Safety, and Welfare."]
- SCHOOL-LEAVING AGE:**
Boys and girls registered for employment, while still at school: 218, 337.
Exemptions for "beneficial employment," under new Education Act: 336.
Trades Union Congress, resolution regarding: 339.
[See also "Juveniles."]
- SEAMEN:**
Census of, 1936: 384.
Employment, state of: 22, 60, 101, 147, 187, 227, 267, 308, 349, 393, 433, 481.
- SHALE MINING:**
Employment, state of: 17, 55, 96, 142, 182, 222, 262, 303, 344, 388, 428, 476.
- SHIFT SYSTEM FOR WOMEN AND YOUNG PERSONS:**
Consultation of Workpeople Order: 39.
Report of Chief Inspector of Factories for 1936: 338.
- SHIPBUILDING AND SHIP-REPAIRING INDUSTRY:**
Boiler scalers engaged in ship repairing, position under unemployment insurance: 285.
Earnings and hours, October, 1935: 133.
Employment, state of: 18, 56, 97, 143, 183, 223, 263, 304, 345, 389, 429, 477.
Lloyd's Register quarterly returns: 36, 163, 284, 412.
Platers' helpers, etc., engaged in ship repairing, position under unemployment insurance: 285.
Tonnage commenced and under construction: 36, 163, 284, 412; also February, May, August and November insets.
Unemployed in Special Areas, analysis by age: 254.
Unemployment, 1927-1937, statistics and charts illustrating: February, May, August and November insets.
- SHOPS:**
Hours limitation, Trades Union Congress resolution regarding: 339.
Retail Meat Dealers' Shops (Sunday Closing) Act, 1936, memorandum on: 245.
Shops (Sunday Trading Restriction) Act, 1936, memorandum on: 245.
Wages and conditions in, considered by Trades Union Congress: 339.
- SHORT-TIME:**
Earnings and hours enquiry, 1935, summarised by industries: 46, 88, 133, 174, 257.
- SLIDING SCALES:**
Changes of wages under: 4, 5, 131.
[See also other references under "Wages."]
- SOCIAL SERVICES:**
International survey: 9.
Special Areas: 471, 472.
[See also "Poor Relief," "Training," "Unemployment Assistance," and "Unemployment Insurance."]
- SOUTH AFRICA:**
Prices, retail: 38, 79, 120, 162, 203, 244, 283, 324, 367, 411, 455, 501.
Unemployment Benefit Act, 1937: 259.
- SPAIN:**
Prices, retail: 38, 79, 120, 162, 203, 244, 283, 324, 367, 411.
- SPECIAL AREAS:**
Advisory Committee, under Special Areas (Amendment) Act: 256.
Appointment of new District Commissioner: 90.
Commitments and expenditure of Commissioner, England and Wales, summary of: 90.
Government proposals for amendment of Act: 90, 135.
Industrial transference. [See separate heading.]
New industries, facilities for: 384.
Reports of Commissioners for year 1936-7: 471, 472.
Special Areas (Amendment) Act, 1937: 135, 173.
—, Advisory Committee appointed: 256.
Training centres, new type, in Special Areas: 298.
Unemployed men, special analysis: 254.
- STATISTICS:**
Fifth International Conference of Labour Statisticians: 472.
Labour, charts, etc. illustrating: 93.
Official, Guide to: 299.
Trade, output, prices, wages, finance and employment, charts illustrating course of, 1927-1937: February, May, August and November insets.
Twenty-second Abstract of Labour Statistics: 379.
- STEEL INDUSTRIES:** [See "Iron and Steel Industries" and "Tinplate and Steel Sheet Industries."]
- STRIKES:** [See "Disputes."]
- SWEDEN:**
Agreements, collective: 178.
Earnings, average hourly, 1935: 52.
Employment: 31, 69, 110, 156, 195, 235, 316, 357, 403, 446, 491.
Hours of labour, 1935: 52.
Prices, retail: 38, 79, 120, 162, 203, 244, 283, 324, 367, 411, 455, 501.
- SWITZERLAND:**
Employment: 31, 69, 110, 156, 195, 235, 275, 316, 357, 403, 446, 491.
Prices, retail: 38, 79, 120, 162, 203, 244, 283, 324, 367, 411, 455, 501.
Wages in 1936: 341.
- TEXTILE INDUSTRIES:**
Earnings and hours, October, 1935: 46.
Hours, reduction of, International Labour Conference: 258.
Technical conference on, International Labour Organisation: 219.
[See also "Cotton Industry," "Bleaching, Dyeing, Printing, and Finishing Industries," and "Wool Textile Industry," and for overseas countries under names of countries.]
- TINPLATE AND STEEL SHEET INDUSTRIES:**
Employment, state of: 18, 56, 97, 143, 183, 223, 263, 304, 345, 389, 429, 477.
- TRADE BOARDS:**
Acts, 1909-1918, legal cases under: 39, 80, 121, 163, 205, 246, 326, 369, 457, 503.
—, proceedings under:—
Aerated waters trade: 504.
Boot and shoe repairing trade: 80, 328.
Brush and broom trade (Northern Ireland): 504.
Button manufacturing trade: 458.
Coffin furniture and cement making trade: 328, 458.
Corset trade: 370, 504.
Cotton waste reclamation trade: 457.
Cutlery trade: 206, 370.
Dressmaking and women's light clothing trade: 246, 370. — (Northern Ireland): 328, 458.
Flax and hemp trade: 164, 286.
General waste materials reclamation trade: 246, 370.
Hair, bass and fibre trade: 40.
Hat, cap and millinery trade: 122, 286, 328, 458.
Hollow-ware trade: 206.
Jute trade: 80, 286.
Keg and drum trade: 286, 458.
Lace finishing trade: 457.
Laundry trade: 246, 370.
Linen and cotton handkerchief and household goods and linen piece goods trade: 286, 412.
Made-up textiles trade: 40, 206.
Milk distributive trade: 286, 457.
Paper bag trade: 457.
Perambulator and invalid carriage trade: 412.
Pin, hook and eye and snap fastener trade: 328, 458.
Ready-made and wholesale bespoke tailoring trade: 164, 286. — (Northern Ireland): 286, 412.
Retail bespoke tailoring trade (Northern Ireland): 246, 286.
Sack and bag trade: 412.

- TRADE BOARDS (continued):**
Acts, 1909-1918, proceedings under (continued):
Shirtmaking trade: 206, 328.
——— (Northern Ireland): 328, 412.
Stamped or pressed metal wares trade: 328, 458.
Sugar confectionery and food preserving trade: 246, 412.
Tin box trade: 412.
Toy manufacturing trade: 206, 328.
Wholesale mantle and costume trade: 246, 370.
Divisional offices and areas covered: 164, 246, 370.
Number of Boards, meetings of Boards and committees: 172.
- TRADE UNIONS:**
Amalgamation of, in Nottinghamshire coalfield: 217.
Membership, 1905-1935, diagram illustrating: 93.
Membership of organisations affiliated to Trades Union Congress: 339.
———, 1936, statistical review: 380, 404.
Registered under Trade Union Acts: 340.
- TRADES UNION CONGRESS:**
Sixty-ninth annual: 339.
- TRAINING:**
Central Committee on Women's Training and Employment: 172.
Government training centres: 172.
Instructional centres: 172.
Physical training classes, expansion of: 172.
Training centres, new type, in Special Areas: 298.
Unemployment Assistance Board report, 1936: 298.
Women's training and employment, Central Committee: 172.
- TRANSFERENCE.** [See "Industrial Transference."]
- TRANSITIONAL PAYMENTS:**
Account, 1935-6: 91.
Applicants for, diagram illustrating numbers of: inset to March issue.
[See also "Unemployment Assistance," "Unemployment Fund."]
- TRANSPORT (ROAD):**
Committee on wages and conditions of service of road transport workers: 12, 177.
Earnings and hours, October, 1935: 174.
Goods transport by road, separate classification for, in employment and unemployment statistics: 425.
Omnibus dispute, London: 173, 217, 258.
Road transport services, separate classifications for passenger and for goods sections: 425.
Road transport workers, Committee on wages and conditions of service: 12, 177.
- TWO-SHIFT SYSTEM:**
Factories and Workshops, 1936: 338.
Shift System in Factories and Workshops (Consultation of Workpeople) Order, 1936: 39.
- UNEMPLOYMENT:**
Age and industrial distribution of unemployed men, Special Areas: 254.
Age distribution of unemployed men and women: 255.
Duration of: [See "Length of Spells of" (below).]
Insured persons: [See "Unemployment Insurance."]
Juveniles registered as unemployed, monthly statistics: 28, 66, 107, 153, 193, 233, 273, 314, 355, 401, 439, 487.
Length of spells of unemployment: 8, 23, 61, 106, 152, 192, 232, 272, 309, 354, 400, 438, 486, and inset to March issue.
Length of spells of unemployment, among applicants for unemployment assistance: 298.
Long-term and short-term unemployment, geographical and industrial analyses: 8, 9.
Overseas countries, in comparison with United Kingdom, 1929-36: 138.
Poor relief, unemployed persons receiving: 12, 177, 384.
Registered unemployed, 1921-1936, diagram illustrating: 93.
———, monthly statistics: 16, 54, 95, 141, 181, 221, 261, 302, 343, 387, 438, 486.
Registered unemployed, revised procedure for counting: 379, 470.
———, 1927-1937, statistics and charts illustrating: February, May, August and November insets.
Short-term and long-term unemployment, geographical and industrial analysis: 8, 9.
Special Areas, improvement in: 90.
———, age and industrial distribution of unemployed men: 254.
Unemployment in 1936: 2, 172.
———, 1927-1937, statistics and charts illustrating: February, May, August and November insets.
[See also "Special Areas," "Unemployment Assistance," "Unemployment Benefit," "Unemployment Fund," and "Unemployment Insurance"; and for oversea countries under names of countries.]
- UNEMPLOYMENT ASSISTANCE:**
Administration considered by Trades Union Congress: 339.
Advisory Committees: 298.
Allowances, adjustment of, in special circumstances: 425.
Applicants for, diagram illustrating numbers of: 93.
———, effect of revised procedure for counting unemployed on numbers registered: 379.
Periods of Occasional Sickness Rules, 1937: 163.
Persons in receipt of, analysis: 298.
Unemployment Assistance in 1936: 172, 298.

- UNEMPLOYMENT ASSISTANCE BOARD:**
Annual Report, 1936: 298.
Circular regarding adjustment of allowances: 425.
- UNEMPLOYMENT BENEFIT:**
Adjudications under statutory conditions: 28, 67, 108, 154, 194, 234, 274, 315, 356, 402, 440, 490.
Applicants for, 1929-1936: inset to March issue.
———, effect of revised procedure for counting unemployed on numbers registered: 379.
Claims for benefit, decisions of the Umpire on: 39, 81, 121, 163, 205, 246, 285, 326, 369, 502.
Improved conditions: 91, 121.
Regulations, 1937: 81, 91, 121, 163, 206.
- UNEMPLOYMENT FUND:**
Accounts, 1935-6: 91.
Contributions and payments, 1935-6: 91.
Debt, repayment of: 469, 470.
Financial condition of Fund, annual report of Unemployment Insurance Statutory Committee on: 91.
Letter from chairman of Unemployment Insurance Statutory Committee regarding surplus: 470.
Receipts and payments, monthly statistics: 30, 80, 109, 155, 194, 245, 284, 315, 368, 411, 456, 486.
[See also "Unemployment Insurance."]
- UNEMPLOYMENT INSURANCE:**
Accounts: [See "Unemployment Fund."]
Additional Days and Waiting Period Order, 1937: 91, 121, 206.
Administrative Divisions, adjustments of areas: 338.
Age and industrial distribution of unemployed men, Special Areas: 254.
Age distribution of persons registered as unemployed: 255.
Banking Industry Special Scheme, Orders, &c.: 39, 121, 163.
Bill, 1937: 469.
Contributions and payments (Unemployment Fund): 91.
Contributions, Crediting of, (Amendment) Regulations, 1937: 412.
———, in respect of men leaving the Forces: 469.
Decisions of the Umpire: 39, 81, 121, 163, 205, 246, 285, 326, 369, 502.
Domestic servants (i) non-private (institutional), and (ii) private outdoor: proposed extension of insurance to: 173, 469, 470.
Fund: [See "Unemployment Fund."]
Inconsiderable Employments (Amendment) Regulations: 285, 326.
Insurable Employments Regulations, 1937: 173, 206, 470, 503.
Insurance Industry Special Scheme (Variation and Amendment) Order, 1937: 163.
Insured persons:
Agriculture, numbers insured, July, 1937, and comparison with previous years: 420, 423, 437.
Agriculture, numbers and percentages unemployed: 27, 65, 105, 151, 191, 231, 271, 313, 353, 397, 435, 437, 483, 485.
Agriculture, numbers and percentages unemployed, effect of revised procedure for counting: 399.
Analysis by industries, 1923-37: 466.
——— sex: 1923-37: 466.
——— of unemployed by age, sex, and geographical divisions: 255.
Analysis of unemployed men, by age and industry, Special Areas: 254.
Duration of unemployment: 8, 23, 61, 106, 152, 192, 232, 272, 309, 354, 400, 438, 486; also inset to March issue.
Employed, 1929-36, in Great Britain and in oversea countries: 138.
——— and unemployed: 2, 3.
Employment, numbers in, diagrams illustrating: February, March, May, August and November insets.
Geographical distribution of: 423.
Industrial distribution of: 420, 443, 444, 445.
In employment, analysis by industries and areas: 466, 488, 489.
———, diagrams illustrating: February, March, May, August and November insets.
In employment, estimated numbers, 1935-1937: 7, 137, 256.
———, revised estimates, 1924-1937: 424.
Length of last spell of unemployment, monthly statistics: 23, 61, 106, 152, 192, 232, 272, 309, 354, 400, 438, 486.
Length of spells of unemployment, 1932-1936: 8.
———, diagram illustrating: 93.
Numbers insured and percentages unemployed by industries, monthly tables: 26, 64, 104, 150, 190, 230, 270, 312, 352, 396, 436, 484.
Unemployed, age, sex, and geographical distribution: 255.
———, by industries, monthly statistics: 24, 62, 102, 148, 188, 228, 268, 310, 350, 394, 434, 482.
Unemployed, in receipt of poor relief: 12, 177, 384.
———, monthly charts and statistics: 15, 16, 53, 54, 94, 95, 140, 141, 180, 181, 220, 221, 260, 261, 301, 302, 342, 343, 386, 387, 426, 427, 474, 475.
Unemployed, percentages for 1921-1936: 2.
———, diagram illustrating: 93.
Unemployed, percentages, revised figures: 424, 442.
Unemployed, position as to benefit and unemployment allowances, monthly statistics: 23, 61, 106, 152, 192, 232, 272, 309, 354, 400, 438, 486.
Unemployed, proportions and changes in various industries, monthly statistics: 23, 61, 106, 152, 192, 232, 272, 309, 354, 400, 437, 485.

- UNEMPLOYMENT INSURANCE (continued):**
Juveniles: [See that heading.]
Mixed Employment Regulations, 1937: 39, 121.
New entrants and exitants: 421, 443.
——— into, monthly statistics: 29, 67, 108, 154, 192, 232, 272, 309, 354, 400, 437, 485.
Payments: [See "Unemployment Fund."]
Regulations: 39, 81, 91, 121, 163, 173, 206, 285, 326, 412, 503.
Subsidiary Employments (No. 2) Order, 1937: 412.
Unemployment Insurance Acts, 1935 and 1936, summary of: 424.
Waiting period: [See "Additional Days and Waiting Period Order."]
[See also "Unemployment Fund"; and for oversea countries under names of countries.]
- UNEMPLOYMENT INSURANCE STATUTORY COMMITTEE:**
Draft Regulations submitted to the Committee: 39, 163, 173, 206, 412, 503.
Increase in additional days of benefit, recommended by Committee: 91, 121.
Outdoor private domestic service:
Question referred to Committee: 173.
Committee's report: 469, 470.
Reduction in waiting period, recommended by Committee: 91, 121.
Reports on draft regulations: 81, 121, 206, 285, 469, 470, 503.
——— financial condition of Unemployment Fund: 91.
Unemployment Fund:
Committee's report on: 91, 503.
Letter from chairman of Committee regarding debt: 470.
- UNITED STATES:**
Agreements, collective: 13, 137.
Disputes: 13, 14, 52, 137.
Employment: 31, 69, 110, 156, 195, 235, 275, 316, 357, 403, 446, 491.
Hours of labour: 178, 300.
Iron and steel industry, average hourly and weekly earnings, 1935: 14.
Labour legislation: 300.
Overtime, Pennsylvania: 300.
Prices, retail: 38, 79, 120, 162, 203, 244, 283, 324, 367, 411, 455, 501.
Steel industry, forty-hour week: 137.
Unemployment compensation: 473.
——— relief: 473.
Wages movements: 13, 178.
- WAGES:**
Agricultural Wages (Regulation) (Scotland) Act, 1937: 297, 471.
Agriculture (England and Wales): 381.
Building trade, revised hourly rates: 116.
Changes in:—
Analysed by groups of industries, 1936: 3, 4, 130, 131.
Annual review for 1936: 130-132.
Diagram illustrating, for 1920-1936: 93.
Methods by which effected, 1936: 4, 5, 131.
Monthly summaries and tables: 1, 32, 45, 70, 87, 111, 129, 130, 157, 171, 196, 213, 236, 253, 276, 293, 317, 335, 358, 377, 405, 419, 447, 465, 492.
Summary for 1936 and previous years: 5, 132.
Cotton Manufacturing Industry (Temporary Provisions) Act, 1934, Orders under: 7, 38, 50, 132, 163.

- WAGES (continued):**
Earnings enquiry, 1935, summarised by industries: 46, 88, 133, 174, 257.
Fair Wages Clause, enquiry into working of: 297.
Grocery and provision trade: 472.
Iron and steel industries, prices and wages: 38, 159, 205, 284, 368, 456.
Mining, coal, average earnings: 12, 132, 257, 297, 383, 384.
Omnibus workers, London, agreement as to wages, etc.: 258.
Railway service, average earnings, March, 1936: 257.
———, decision of National Tribunal: 299.
———, wages, March, 1937: 382.
"Real," 1920-1936, diagram illustrating: 93.
Statistics and charts illustrating, 1927-1937: February, May, August and November insets.
Statistics of, International Conference of Labour Statisticians: 472.
[See also "Legal cases affecting Labour"; and for oversea countries under names of countries.]
- WELFARE:** [See "Health, Safety, and Welfare."]
- WOMEN IN INDUSTRY:**
Age distribution of unemployed women: 255.
Central Committee on Women's Training and Employment: 172.
Earnings and hours, October, 1935: 46, 88, 133, 174, 257.
Employment at night: International Labour Conference, revision of 1919 Convention: 14.
Factories Act, 1937: 49, 337.
Shift system: 39, 338.
Trade union recruitment among women workers, resolution calling for, at Trades Union Congress: 339.
Transferred from depressed areas: 68, 194, 315, 438.
Unemployed, age distribution: 255.
Unequal wage standard for men and for women, considered at Trades Union Congress: 339.
- WOODWORKING INDUSTRIES:**
Earnings and hours, October, 1935: 174.
Employment, state of: 15, 53, 94, 140, 180, 220, 260, 301, 342, 386, 426, 474.
- WOOL TEXTILE INDUSTRY:**
Employment, state of: 19, 57, 98, 144, 184, 224, 264, 305, 346, 390, 430, 478.
Unemployment in 1927-1937, statistics and charts illustrating: February, May, August and November insets.
Wages, 1927-1937, statistics and charts illustrating: February, May, August and November insets.
- WORKMEN'S COMPENSATION:**
Card-room workers, Departmental Committee appointed to consider compensation for: 91.
Statistics, 1935: 382.
Trades Union Congress, resolution regarding workmen's compensation: 339.
- WORSTED TRADE:** [See "Wool Textile Industry."]
- YOUNG WORKERS:**
Factories Act, 1937: 49, 337.
Need for protective legislation, resolution of Trades Union Congress: 339.
[See also "Juveniles."]