

STATISTICS 42
READING ROOM (HA 251)

PA500

1985

STATISTICS
BACK - UP

2 (HA 251)

BUSINESS STATISTICS OFFICE

Business Monitor

Report on the Census of Production

Construction industry



HMSO



A publication of the Government Statistical Service

BUSINESS MONITORS

SPECIAL NOTE FOR PURCHASERS

The Business Statistics Office, aided by industry and commerce, provides a great deal of the statistical data required by Government for monitoring the economy.

Much of this data is published in the form of Business Monitors, giving information about production, sales, employment and investment.

Full details of the range of Business Monitors are available in the form of a Business Monitor brochure, which can be obtained from the Librarian, Business Statistics Office, Government Buildings, Cardiff Road, Newport, Gwent, NP9 1XG. Telephone (0633) 222455. Telex 497121 and 497122; answer back BSONPT G.

Standing Order Service

Placing a standing order with HMSO Books enables a customer to receive future editions of this title and/or other titles in this series automatically as published.

This saves the time, trouble and expense of placing individual orders and avoids the problem of knowing when to do so.

For details please write to HMSO Books (PC 13A/1), Publications Centre, PO Box 276, London SW8 5DT (or telephone 01-211 0363 for standing orders) and quoting reference X30.05.01.

The standing order service also enables customers to receive automatically as published all material of their choice which additionally saves extensive catalogue research. The scope and selectivity of the service has been extended by new techniques, and there are more than 3,500 classifications to choose from. A special leaflet describing the service in detail may be obtained on request.

PA500

BUSINESS MONITOR

A publication of the Government Statistical Service

Report on the Census of Production 1985

Construction industry

Presented by the Secretary of State for Trade and Industry
to Parliament in pursuance of the Statistics of Trade Act 1947
(10 & 11 Geo.6 Cha.39 sec 7)

Department of Trade and Industry
Business Statistics Office

London: Her Majesty's Stationery Office

BUSINESS MONITORS MAKING UP THE COMPLETE CENSUS REPORT

The following is the list of Business Monitors making up the complete census report.

Shown alongside each title, where appropriate, is an indication of the change in the estimated employment in that industry that has arisen, between 1983 and 1984, from the introduction of a new, more up to date, register of businesses. The change shown reflects the increase or decrease between the old and new registers at a fixed point in time and does not in itself give any indication of the growth or contraction within any industry between 1983 and 1984. Over all manufacturing industry there was an increase between the two registers of 1.3%. Changes for individual industries have arisen not only from the addition of extra, mainly small, units but also from the reclassification of some small units from one industry to another. Since estimates of census variables, based on register employment, are made for small establishments which are not required to complete census forms, the change will affect much of the data contained in the reports. This should be taken into account in interpreting the figures.

	Employment percentage variation	
PA1001	Introductory notes	
PA111	Coal extraction and manufacture of solid fuels	
PA120	Coke ovens	
PA130	Extraction of mineral oil and natural gas	
PA140	Mineral oil processing	
PA161	Production and distribution of electricity	
PA162	Public gas supply	
PA170	Water supply industry	
PA210	Extraction and preparation of metalliferous ores	38
PA221	Iron and steel industry	-1
PA222	Steel tubes	1
PA223	Drawing, cold rolling and cold forming of steel	-2
PA224	Non-ferrous metals industry	0
PA231	Extraction of stone, clay, sand and gravel	-18
PA239	Extraction of miscellaneous minerals (including salt)	-6
PA241	Structural clay products	-1
PA242	Cement, lime and plaster	0
PA243	Building products of concrete, cement or plaster	-9
PA244	Asbestos goods	0
PA245	Working of stone and other non-metallic minerals	-2
PA246	Abrasive products	-6
PA247	Glass and glassware	2
PA248	Refractory and ceramic goods	1
PA251	Basic industrial chemicals	0
PA255	Paints, varnishes and printing ink	1
PA256	Specialised chemical products mainly for industrial and agricultural purposes	1
PA257	Pharmaceutical products	1
PA258	Soap and toilet preparations	0
PA259	Specialised chemical products mainly for household and office use	0
PA260	Production of man made fibres	0
PA311	Foundries	-4
PA312	Forging, pressing and stamping	0
PA313	Bolts, nuts, etc; springs; non-precision chains; metals treatment	0
PA314	Metal doors, windows etc	2
PA316	Hand tools and finished metal goods	-1
PA320	Industrial plant and steelwork	4
PA321	Agricultural machinery and tractors	-1
PA322	Metal-working machine tools and engineers' tools	-1
PA323	Textile machinery	0
PA324	Machinery for the food, chemical and related industries; process engineering contractors	2
PA325	Mining machinery, construction and mechanical handling equipment	3
PA326	Mechanical power transmission equipment	14
PA327	Machinery for printing, paper, wood, leather, rubber, glass and related industries; laundry and dry cleaning machinery	-4
PA328	Miscellaneous machinery and mechanical equipment	0
PA329	Ordnance, small arms and ammunition	0
PA330	Manufacture of office machinery and data processing equipment	7
PA341	Insulated wires and cables	2
PA342	Basic electrical equipment	1
PA343	Electrical equipment for industrial use, and batteries and accumulators	3
PA344	Telecommunication equipment, electrical measuring equipment, electronic capital goods and passive electronic components	2
PA345	Miscellaneous electronic equipment	3
PA346	Domestic-type electric appliances	1
PA347	Electric lamps and other electric lighting equipment	13
PA351	Motor vehicles and their engines	0
PA352	Motor vehicle bodies, trailers and caravans	-3

BUSINESS MONITORS MAKING UP THE COMPLETE CENSUS REPORT (continued)

	Employment percentage variation	
PA353	Motor vehicle parts	-2
PA361	Shipbuilding and repairing	0
PA362	Railway and tramway vehicles	0
PA363	Cycles and motor cycles	0
PA364	Aerospace equipment manufacturing and repairing	0
PA365	Miscellaneous vehicles	2
PA371	Measuring, checking and precision instruments and apparatus	4
PA372	Medical and surgical equipment and orthopaedic appliances	-8
PA373	Optical precision instruments and photographic equipment	1
PA374	Clocks, watches and other timing devices	0
PA411	Organic oils and fats	1
PA412	Slaughtering of animals and production of meat and by-products	
PA413	Preparation of milk and milk products	-5
PA414	Processing of fruit and vegetables	0
PA415	Fish processing	-4
PA416	Grain milling	-7
PA419	Bread, biscuits and flour confectionery	14
PA420	Sugar and sugar by-products	0
PA421	Ice-cream, cocoa, chocolate and sugar confectionery	-2
PA422	Animal feeding stuffs	-5
PA423	Starch and miscellaneous foods	2
PA424	Spirit distilling and compounding	0
PA426	Wines, cider and perry	2
PA427	Brewing and malting	0
PA428	Soft drinks	-1
PA429	Tobacco industry	0
PA431	Woollen and worsted industry	-2
PA432	Cotton and silk industries	3
PA433	Throwing, texturing, etc. of continuous filament yarn	-3
PA434	Spinning and weaving of flax, hemp and ramie	-3
PA435	Jute and polypropylene yarns and fabrics	0
PA436	Hosiery and other knitted goods	3
PA437	Textile finishing	3
PA438	Carpets and other textile floorcoverings	1
PA439	Miscellaneous textiles	3
PA441	Leather (tanning and dressing) and fellmongery	-5
PA442	Leather goods	8
PA451	Footwear	2
PA453	Clothing, hats and gloves	7
PA455	Household textiles and other made-up textiles	-2
PA456	Fur goods	-27
PA461	Sawmilling, planing, etc. of wood	-17
PA462	Manufacture of semi-finished wood products and further processing and treatment of wood	-4
PA463	Builders carpentry and joinery	-5
PA464	Wooden containers	-6
PA465	Miscellaneous wooden articles	4
PA466	Articles of cork and plaiting materials, brushes and brooms	7
PA467	Wooden and upholstered furniture and shop and office fittings	-1
PA471	Pulp, paper and board	1
PA472	Conversion of paper and board	3
PA475	Printing and publishing	5
PA481	Rubber products	-1
PA483	Processing of plastics	2
PA491	Jewellery and coins	1
PA492	Musical instruments	-5
PA493	Photographic and cinematographic processing laboratories	
PA494	Toys and sports goods	-1
PA495	Miscellaneous manufacturing industries	67
PA500	Construction	
PA1002	Summary tables	

The information in this report relates to United Kingdom undertakings engaged in the construction industry — Division 5 of the Standard Industrial Classification (Revised 1980). For more detail see paragraph 7 of the notes on page 5.

The report covers the construction work done by private undertakings and by persons directly employed by local authorities, public authorities and government departments. It excludes construction work carried out by the employees of nationalised industries and transport and water undertakings, except for the housing departments of the National Coal Board.

In interpreting the data in the tables it is essential to bear in mind the notes and definitions which commence on page 5.

H M Stationery Office
PO Box 569
London SE1 9NH
Tel (01) 928 6977

LIST OF CONTENTS

Table No	Title	Page
1	Output and costs, 1981—1985	88-9
2	Capital expenditure, 1981—1985	10&11
3	Analysis of undertakings by size of total employment, 1985	12
4	Percentage analysis of twelve-month periods covered by returns received, 1985	13
5	Operating ratios, 1985	14

Introduction

1. These notes give the information needed for interpreting the figures in this Business Monitor. More general information about the census is given in a separate Business Monitor - Report on the Census of Production, Introductory Notes (PA 1001).

Coverage

- All private undertakings in Great Britain with 50 or more employees were required to make a return, together with a 1-in-2 sample of those with from 20 to 49 employees. Public authorities were sampled in a similar fashion in respect of their direct labour construction work. Shorter census forms were re-introduced in 1985 following the 1984 benchmark census. Copies of the private and public sector forms can be found at appendices A and B respectively.
- The Department of Economic Development conducts the Annual Census of Construction for Northern Ireland. The information collected is passed to the Business Statistics Office for incorporation in the United Kingdom tables. Undertakings in the Channel Islands and the Isle of Man are excluded.

Reporting unit

4. For construction, the reporting unit is referred to as the undertaking. An undertaking need not be a single geographical location and cannot be broken down into local units. Because of this, regional data are not available from the census.

The register

5. The census was conducted on the Business Statistics Office's construction register. This register was created from the Department of the Environment's builders' address file of undertakings in Great Britain to which the addresses of Public Authorities' direct labour departments have been added. Use was also made of classification information collected in the Private Contractors' Census conducted annually (in October) by the Department of the Environment.

Industrial classification

6. Since 1980, censuses have been conducted on the Standard Industrial Classification Revised 1980 (SIC(80)). The Standard Industrial Classification exists to promote uniformity and comparability in the official statistics of the United Kingdom. The SIC(80) is the result of an attempt to align the United Kingdom classification with the General Industrial Classification of Economic Activities within the European Communities (NACE). It is based on activity rather than on commodities produced. A full description of SIC(80) is given in Standard Industrial Classification Revised 1980, obtainable from Her Majesty's Stationery Office, price £3.95.

7. Activities included in Division 5 of the Standard Industrial Classification (Revised 1980) are:-

Group 500 General construction and demolition work

Undertakings engaged in building and civil engineering work, not sufficiently specialised to be classified elsewhere in Division 5, demolition work and the hiring of contractors plant (with operatives) are included as are direct labour establishments of local authorities and government departments. The hiring of contractors plant (without operatives) is classified to Division 8, Group 842.

Group 501 Construction and repair of buildings

Undertakings engaged in the construction, improvement and repair of both residential and non-residential buildings, including specialists engaged in sections of construction and repair work such as bricklaying, building maintenance and restoration, carpentry, roofing, scaffolding and the erection of steel and concrete structures for buildings are included.

Group 502 Civil engineering

Construction of roads, car parks, railways, airport runways, bridges and tunnels. Hydraulic engineering, e.g. dams, reservoirs, harbours, rivers and canals. Irrigation and land drainage systems. Laying of pipe-lines, sewers, gas and water mains and electricity cables. Construction of overhead lines, line supports and aerial towers. Construction of fixed concrete oil production platforms. Construction work at oil refineries, steels works, electricity and gas installations and other large sites. Shaft drilling and mine sinking. Laying out of parks and sports grounds. Contractors responsible for the design, construction and commissioning of complete plants are classified to Group 324. Manufacture of construction steelwork is classified to Group 320.

Opencast coalmining is classified to Division 1, Group 111.

Group 503 Installation of fixtures and fittings

Undertakings engaged in the installation of fixtures and fittings, including such things as gas fittings, plumbing, heating and ventilation plant, sound and heat insulation, electrical fixtures and fittings are included.

Group 504 Building completion work

Undertakings specialising in building completion work such as painting and decorating, glazing, plastering, tiling, on-site joinery and carpentry, flooring (including parquet floor laying), installation of fire places etc. are included.

Period covered

8. Undertakings were asked to make returns in respect of the calendar year but a return for a business year ending on any date from 6 April 1985 to 5 April 1986 was accepted. Returns covering less than 12 months were accepted for businesses which had started or ceased trading during the year.

Estimation of figures

- All published census results include estimates for non-responders, unsatisfactory returns and undertakings not selected for the census.
- For Great Britain, ratio estimates were obtained from satisfactory returns using, as the auxiliary variables, either employment or output figures obtained in the Department of the Environment's inquiries for 1985. Separate ratios were calculated for each industry sub-division by employment size strata. These ratios are used to provide estimates for non-responding undertakings or smaller units not covered by the inquiry. For Northern Ireland, the Business Statistics Office made individual estimates for non-response using the information available from previous census returns; for small firms not sampled estimation was made on the basis of employment figures supplied by the Department of Economic Development.

SYMBOLS USED

11. The following symbols are used throughout the PA series of Business Monitors:

- .. not available
 - nil or less than half the final digit shown
 - * figures cannot be shown owing to the risk of disclosing information about individual enterprises.
- R revised.

ROUNDING OF FIGURES

12. Figures in the tables have been rounded to the nearest final digit where necessary. The sum of the constituent items may not, therefore, always agree exactly with the total shown.

TERMS USED IN THE CENSUS REPORT

Total employment

13. This is the average number of administrative, technical and clerical employees and operatives on the payroll and the number of working proprietors employed during the year of return. Full-time and part-time employees are included, but casual employees are excluded.

Employees

14. Undertakings were required to state the average number of employees on the payroll during the year of return, whether full-time or part-time employees, excluding working proprietors. The figure returned by individual undertakings may have been calculated by, for example, the average of the number of employees on the payroll for the last week of each calendar month.

Administrative, technical and clerical employees

15. This includes employees (including learners and trainees) engaged in the business who do not do manual work, e.g. managing and other directors in receipt of a definite wage, salary or commission, managers, architects, surveyors, engineers, other professionals, training officers, superintendents, research, experimental, technical and design staff, draughtsman and tracers, travellers, sales and office (including works office) staff, and general foremen and other supervisors. Public authorities were asked to include only such a proportion of total office and management staff as was fairly attributable to the building and civil engineering work carried out by direct labour employees.

Operatives

16. This covers all other employees, both on-site and off-site. It includes manual wage earners, apprentices, working foremen, operatives engaged in transport work, stores and warehouses, canteen workers and operatives engaged on the manufacture of goods for sale.

Working proprietors

17. These are people who are regarded as self-employed for national insurance purposes, members of their families who worked in the business without receiving a definite wage or salary for at least half the normal working hours and directors who worked in the business but did not receive a definite wage, salary or commission. Part-time directors paid by fee only and directors who received a definite wage, salary or commission were excluded.

Estimates for the number of working proprietors were taken from figures supplied by the Department of the Environment.

Gross output

18. This figure represents the value of work (including sub-contract work) done and work in progress during the period and includes the sales of goods and receipts for services rendered to other organisations (including hiring out of plant, machinery and scaffolding and rents for industrial buildings). Figures for goods on hand for sale were not collected for the years 1981, 1982, 1983 and 1985 and have not been used in the calculation of gross output for those years.

Gross output per head

19. The figures for gross output per head are derived by dividing gross output by total employment.

Purchases of construction and other materials, fuel and electricity and goods for merchanting or factoring

20. These include the cost of raw materials and goods used or incorporated in buildings and civil engineering work or in production; of fuel and electricity for all purposes; of packaging materials, including the full cost of returnable cases and containers when first purchased; of workshop materials, office materials and materials for repairs to an undertaking's own buildings, plant and vehicles carried out by their own work people included in the return; of consumable tools, and of parts for machinery purchased during the year as replacements. Water charges and purchases of goods for merchanting or factoring are also included. Materials supplied by customers for processing are excluded, as are all purchases of plant and machinery charged to capital account.
21. The values shown exclude value added tax but include any duty paid (less rebate, etc.). Values exclude trade discounts allowed. The cost of transport is included only if included in the cost of materials as invoiced; amounts paid to transport organisations, including an establishment's own separate transport organisation, for delivery of materials and fuel are therefore excluded. Materials purchased overseas are included at their full delivered cost. If, however, the cost of transport from the docks was not included in the invoiced price, then the c.i.f. cost plus any duty payable is used.
22. Materials and fuel transferred from another department of the establishment not covered by the same return are included at the estimated selling value recorded by the other department.

Wages and salaries

23. This represents amounts paid during the year to administrative, technical and clerical employees and to operatives. All overtime payments, bonuses, commissions, holiday pay and redundancy payments less any amounts reimbursed from government sources are included. No deduction is made for income tax or employees' National Insurance contributions etc. Payments to working proprietors', payments in kind, travelling expenses, lodging allowances etc. are excluded.

Wages and salaries per head

24. This is calculated by dividing wages and salaries by the number of employees.

PA500

Employers' National Insurance Contributions etc.

25. This includes employers' National Insurance contributions, including the National Insurance surcharge, under the Social Security Pensions Act 1975, commercial insurance premiums for policies providing pensions, superannuation or other retirement benefits, sickness benefits, personal accident benefits, disability benefits or death benefits for employees or their dependants. Also included are contributions to canteens, social centres, children's and holiday homes etc. and the cost of supplying luncheon vouchers.

Cost of industrial and non-industrial services rendered

26. This includes amounts payable to other organisations for work done on materials supplied by the undertaking completing the return, for repairs and maintenance including those in respect of rented buildings, and for contracts which have been sublet, commercial insurance premiums, bank charges and amounts payable to other organisations for the hire of vehicles, plant and machinery, for the rent of industrial and commercial buildings, for the services of accountants, auditors, agents, solicitors and surveyors other than in connection with the acquisition or disposal of capital assets, for postal and telecommunications services, for carriage by all forms of transport within the United Kingdom, for advertising, market research etc., for the right to use patents, trade marks, copyrights etc., for manufacturing and quarrying rights and technical 'know-how'. Direct payments to outworkers and amounts charged to capital account, interest payments and amounts payable for sea and air freight on goods exported and materials and fuel imported are excluded.

Gross value added at factor cost

27. This is calculated by deducting from gross output the cost of purchases of construction and other materials, fuel and electricity and goods for merchanting or factoring and the cost of industrial and non-industrial services received. Figures for rates and motor vehicle licenses were not collected for the years 1981, 1982, 1983 and 1985 and have therefore not been used in the calculation of gross value added for those years.

Gross value added at factor cost per head

28. This is calculated by dividing gross value added at factor cost by total employment.

Capital expenditure

29. This represents the value charged to capital account together with any other amounts which ranked as capital items for taxation purposes during the year to which each undertaking's return related. The value is inclusive of any amounts received or expected to be received in grants and/or allowances from government sources, statutory bodies or local authorities. Where expenditure is spread over more than one census year, payments are included in the years in which they were made. Capital expenditure during the year in respect of production units where production had not started before the end of the year and the value of capital goods produced for undertakings' own use by undertakings' own staff are included. The value of any assets acquired in taking over an existing business are excluded. The figures include non-deductible VAT but exclude deductible VAT. No allowance is made for depreciation, amortisation or obsolescence.

a. New building work

30. This represents the value of new building and other constructional work to be used in connection with the business covered by the return such as the extension and reconstruction of old buildings, and the value of any newly constructed buildings acquired. The figures include architects' and surveyors' fees, legal fees, stamp duties, agents' commissions and Land Registry fees.

b. Land and existing buildings

31. This represents the value of freeholds and the value or premium payable or receivable for leaseholds acquired or disposed of. The figures for acquisitions include architects' and surveyors' fees, legal fees, stamp duties, agents' commissions and Land Registry fees. The figures for disposals are net of any such professional fees payable.

c. Plant and machinery, vehicles

32. This represents the value of new and second hand plant and machinery and vehicles acquired or disposed of. The figures for acquisitions are net of any discounts received but include the cost of transport and installation and Customs and Excise car tax. The figures for disposals exclude amounts written off for capital assets which are scrapped.

Net capital expenditure

33. This is calculated by adding to the value of new building work acquisitions less disposals of land and existing buildings, vehicles and plant and machinery.

Operating ratios

34. These ratios are calculated for each industry sub-division using totals, for undertakings employing 20 or more persons, including estimates for undertakings not responding to, or not selected for the census. Respondents are able to compare the ratios for their own businesses with those for the industry as a whole.

Stocks, rates, licensing of motor vehicles

35. Figures for stocks were not collected for the years 1981, 1982, 1983 and 1985, neither were figures for rates and the cost of licensing of motor vehicles. These items are omitted from the calculations leading to gross output and gross value added at factor cost for those years.

PA500

Table 1 Output and costs, 1981-1985
United Kingdom undertakings classified to the construction industry

PA500

	Unit	All undertakings				
		1981	1982	1983	1984	1985
Number of undertakings (b)	No	118,899	147,330	166,184	175,044	171,235
Total employment	No	1,196,411	1,158,247	1,190,763	1,181,122	1,125,104
Gross output (a)	£ million	25,966.1	29,263.5	32,831.4	36,005.0	39,163.5
Gross output per head	£	21,703	25,265	27,572	30,484	34,809
Purchases of construction and other materials, fuel and electricity and goods for merchanting or factoring	£ million	8,228.3	9,460.6	11,066.1	11,891.0	13,289.9
Cost of industrial and non-industrial services received	£ million	8,230.8	9,519.3	10,591.3	12,112.8	13,780.0
Gross value added at factor cost (a)	£ million	9,507.0	10,283.5	11,174.0	12,013.6	12,093.6
Gross value added at factor cost per head	£	7,946	8,879	9,384	10,171	10,749
Wages and Salaries	£million	8,180.3	8,722.7	9,560.6	9,106.1	10,292.9
Employers' National Insurance contributions etc	£million				1,188.6	

- (a) See paragraphs 18, 27 and 35 of the explanatory notes and definitions for an account of how gross output and gross value added are calculated.
- (b) An improvement in the register of construction undertakings is the major factor in the large apparent movement in the number of undertakings between 1981 and 1982. This improvement has been made possible by the use of information available from VAT records.

PA500

Undertakings employing 20 or more - 1985

	General construction and demolition work Group 500		Construction and repair of buildings Group 501	Civil engineering Group 502	Installation of fixtures and fittings Group 503	Building completion work Group 504	Total
	Public sector	Private sector					
	531	285	3,063	772	1,158	920	6,729
	160,676	24,862	261,657	103,919	93,598	48,307	693,019
	2,674.7	1,139.7	13,427.0	5,051.6	3,016.9	1,367.2	26,677.1
	16,646	45,842	51,315	48,610	32,233	28,303	38,494
	822.2	290.2	3,802.1	1,674.0	1,447.5	519.7	8,555.7
	295.4	467.7	6,512.5	2,089.0	524.2	316.1	10,204.9
	1,557.0	381.8	3,112.3	1,288.6	1,045.2	531.5	7,916.5
	9,690	15,358	11,895	12,400	11,167	11,003	11,423
	1,392.8	265.1	2,386.8	1,086.2	981.9	431.6	6,544.4

Table 2 Capital expenditure, 1981-1985
United Kingdom undertakings classified to the construction industry

PA500

	All undertakings				
	1981	1982	1983	1984	1985
Capital expenditure:					
Land and buildings:					
New building work	60.6	61.5	63.3	55.6	72.5
Land and existing buildings:					
Acquisitions	63.6	58.6	67.5	83.7	93.0
Disposals	31.2	35.2	48.5	56.0	79.7
Net expenditure on land and existing buildings	32.4	23.4	19.0	27.7	13.3
Vehicles:					
Acquisitions	288.2	347.4	368.8	373.1	400.7
Disposals	74.9	96.5	97.1	133.5	164.8
Net expenditure on vehicles	213.3	250.9	271.7	239.6	235.9
Plant and machinery:					
Acquisitions	284.0	352.8	408.2	395.7	404.0
Disposals	70.9	73.4	96.1	128.5	138.9
Net expenditure on plant and machinery	213.1	279.4	312.1	267.2	265.1
Total net capital expenditure	519.4	615.1	666.0	590.1	586.7

PA500
 £ million

Undertakings employing 20 or more - 1985

	General construction and demolition work Group 500		Construction and repair of buildings Group 501	Civil engineering Group 502	Installation of fixtures and fittings Group 503	Building completion work Group 504	Total
	Public sector	Private sector					
Land and buildings:							
New building work	8.3	4.0	16.8	3.0	5.0	2.2	39.3
Land and existing buildings:							
Acquisitions	3.7	5.3	22.9	5.9	5.5	5.1	48.5
Disposals	2.0	7.3	15.3	6.0	3.2	3.4	37.2
Net expenditure on land and existing buildings	1.7	-2.0	7.6	-0.1	2.3	1.7	11.3
Vehicles:							
Acquisitions	26.9	16.0	101.5	42.2	25.8	22.3	234.6
Disposals	3.3	4.8	49.9	18.2	10.7	10.6	97.6
Net expenditure on vehicles	23.6	11.2	51.6	24.0	15.1	11.7	137.0
Plant and machinery:							
Acquisitions	13.0	72.3	84.9	89.2	11.4	9.7	280.6
Disposals	1.1	32.4	22.9	35.0	1.7	3.4	96.5
Net expenditure on plant and machinery	11.9	39.9	62.0	54.2	9.7	6.3	184.1
Total net capital expenditure	45.5	53.2	138.0	81.1	32.1	21.9	371.8

Table 3 Analysis of undertakings by size of total employment, 1985
All United Kingdom undertakings classified to the construction industry

Size group	Undertakings	Employment		Wages and salaries of employees		Gross output (a)	Gross value added at factor cost (a)		Net Capital Expenditure
		Total	Employees	Total	per head		Total	per head	
Employment	Number	Number	Number	£ million	£	£ million	£ million	£	£ million
1-19	164,506	432,085	..	3,748.5	..	12,486.4	4,177.2	9,667	214.9
20-49	4,253	128,275	125,524	1,111.9	8,858	4,281.8	1,415.6	11,036	91.0
50-99	1,231	85,015	84,574	779.7	9,219	3,292.1	984.9	11,585	62.8
100-199	629	86,421	86,314	800.4	9,273	3,290.9	960.0	11,108	50.8
200-499	385	118,825	118,804	1,132.2	9,530	4,667.3	1,316.9	11,082	56.8
500-999	151	105,249	105,249	1,011.3	9,609	3,977.1	1,213.1	11,526	51.8
1,000-2,499	58	81,294	81,294	811.7	9,985	3,248.0	997.7	12,273	26.6
2,500-4,999	18	57,907	57,907	599.0	10,344	2,244.0	685.5	11,838	20.0
5,000 and over	4	30,033	30,033	298.1	9,926	1,675.9	342.8	11,414	12.0
Total	171,235	1,125,104	..	10,292.9	..	39,163.5	12,093.6	10,749	586.7

(a) See paragraphs 18, 27 and 35 of the explanatory notes and definitions for an account of how gross output and gross value added are calculated.

Table 4 Percentage analysis of twelve-month periods covered by returns received for the 1985 census by number of returns and total employment

PA500

Accounting year ended	Percentage of total returns received	Percentage of total number employed
1985 6-30 April	10.8	5.7
May	3.0	1.7
June	4.9	3.1
July	3.0	1.3
August	3.1	1.4
September	6.5	5.9
October	3.4	3.0
November	2.1	1.3
December	28.9	33.7
1986 January	3.2	2.0
February	2.3	2.2
1 March-5 April	28.9	38.7
	100.0	100.0

ANNUAL CENSUS OF PRODUCTION FOR 1985 - CONSTRUCTION INDUSTRY

Dear Contributor

We conduct this annual census of production in the construction industry in the United Kingdom. Census results are used to calculate the index of production and other statistical indicators. They also provide measures of industrial performance for use in industry and government departments. Comparisons may be made with results of similar inquiries that are being conducted in other countries of the European Community. The census has been planned in consultation with the Production Statistics Advisory Committee which is appointed under the Statistics Act 1977 and includes members from industry, the trade unions, the accountancy profession and the public services.

Census results, consisting of individual returns, reports and a summary volume, will be available from the Director's Secretary Office from the above address.

Notes to help you complete your return are enclosed. If you have any difficulties or would like further information my staff will be pleased to help you.

Yours faithfully

R. Ash
R. Ash
Director

All figures include production reported to the construction industry census for 1985.

Table 5 Operating ratios 1985
All United Kingdom undertakings classified to the construction industry

	Unit	Undertakings employing 20 or more persons						Total	All undertakings
		Sub-divisions of the industry							
		General construction and demolition work		Construction of buildings	Civil engineering	Installation of fixtures and fittings	Building completion work		
		Group 500	Group 501	Group 502	Group 503	Group 504			
	Public sector	Private Sector							
Gross value added per head (a)	£	9,690	15,358	11,895	12,400	11,167	11,003	11,423	10,749
Gross value added as a percentage of gross output	%	58	34	23	26	35	39	30	31
Gross output per head (a)	£	16,646	45,842	51,315	48,610	32,233	28,303	38,494	34,809
Wages and salaries as a percentage of gross value added	%	89	69	77	84	94	81	83	..
Average wages and salaries of employees	£	8,668	10,717	9,182	10,492	10,550	9,037	9,489	..
Net capital expenditure per head	£	283	2,140	527	781	343	453	536	521
Net capital expenditure as a percentage of gross value added	%	3	14	4	6	3	4	5	5

(a) See paragraphs 18, 27 and 35 of the explanatory notes and definitions of how gross output and gross value added are calculated.



A compulsory inquiry
conducted by the
Government Statistical Service
IN CONFIDENCE

Department of Trade and Industry
BUSINESS STATISTICS OFFICE
Government Buildings Cardiff Road
Newport Gwent NP9 1XG

Tel: Newport (0633) 561111 ext 2984
Telex: 497121 Answer Back BSONPT G

JA570

FV	1	
----	---	--

Please amend
where appropriate
the name, address
and postcode

← Please quote
in any enquiry

NOTICE UNDER SECTION 3 OF THE STATISTICS OF TRADE ACT, 1947

The Secretary of State for Trade and Industry hereby requires you by law to provide to the Business Statistics Office the information called for in this inquiry form. Your return should be made for the year ended 31 December 1985, unless no figures are available for that period when the return may be made for your business year which ends between 6 April 1985 and 5 April 1986.

Please complete and return this form to the Business Statistics Office by 15 June 1986.

NB The information given by you will be treated as confidential in strict accordance with the Act and subject to the further restriction that information about individual businesses will be used and disclosed under Ministerial direction to other government departments for statistical purposes only, except that the names and addresses of individual businesses, their industrial classification and the numbers of persons of different descriptions employed by them may, if a Minister so directs, be made available to Ministers and officials of government departments who need them for carrying out their functions.

ANNUAL CENSUS OF PRODUCTION FOR 1985 – CONSTRUCTION INDUSTRY

Dear Contributor

We conduct this annual census to obtain up-to-date statistical information about the structure and development of industry in the United Kingdom. Census results are used in the construction of national accounts, the index of production and other statistical indicators. They also provide measures of industrial performance for use in industry and government departments. Comparisons may be made with results of similar inquiries that are being conducted in other countries of the European Community. The census has been designed in consultation with the Production Statistics Advisory Committee which is appointed under the Statistics of Trade Act 1947 and includes members from industry, the trade unions, the accountancy profession and the public services.

Census results, consisting of individual industry reports and a summary volume, will be available from Her Majesty's Stationery Office or from the above address.

Notes to help you complete your return are enclosed. If you have any difficulties or would like further information my staff will be pleased to help you. The telephone extension of the person dealing with this inquiry is shown above.

Yours faithfully

R. ASH
Director

1. PERIOD COVERED BY THE RETURN

	day	month	year
from	11	/	/
to	12	/	/

Your return should relate to the calendar year 1985, or if no figures are available for that year, the return may be made for a business year ending on any date from **6 April 1985 to 5 April 1986**. If the business to which this form is addressed commenced or ceased during the year, you should make the return for that part of the year during which the business was in operation, and should state the period in the box provided.

For office use only

4	
---	--

2. DETAILS OF BUSINESS

Please tick the most appropriate description of the **main activity** of your business.

- Tick only one box
- 2.1 Construction, improvement and repair of both residential and non-residential buildings. Specialist activities of construction work such as bricklaying, building maintenance and restoration, carpentry, roofing, scaffolding, and the erection of steel and concrete structures for buildings. 6 501
- 2.2 Building completion, including plastering, on-site joinery, painting and decorating, glazing, paperhanging, tiling and flooring, and other such specialised activities relating directly to the completion of buildings. 6 504
- 2.3 Civil engineering, including construction of roads, bridges, railways, tunnels, shaft drilling, earth moving, fixed concrete oil production platforms, construction work relating to irrigation, drainage, water supply, rivers, harbours, sewerage, etc. 6 502
- 2.4 Installation of fixtures and fittings, including gas fitting, plumbing, sanitary equipment, heating, ventilating, insulation, electrical wiring and fittings; installation of aerials, lightning conductors, telephones, etc. 6 503
- 2.5 Demolition; general construction; plant hire (with operators). Use this heading only if your activities during the year were mainly demolition or plant hire, or included both building and civil engineering and were of such a general nature that you are unable to classify the main part of your output to one of the other headings. 6 500

3. EMPLOYMENT

Average number of persons on the payroll during the year

Number	
34	

Average employment may be estimated, for example, from the average of the figures for the last week of each calendar month.

Include **all** persons on your payroll, whether full-time or part-time, except for casual workers. Include administrative, professional, technical and clerical employees (on-site and off-site), and salaried directors, as well as all manual wage-earners, apprentices and working foremen.

Exclude working proprietors, part-time directors paid by fee only, casual employees; and persons taking part in government training schemes paid from government sources.

4. TURNOVER (exclusive of VAT)

Value of work (including sub-contract work) done during the period, sales of goods and receipts for services rendered to other organisations (including hiring out of plant, machinery and scaffolding and rents for industrial buildings)

£ thousand	
512	

For more detail, please see accompanying notes.

5. COSTS (exclusive of VAT)

5.1 Gross wages and salaries paid, employers' National Insurance contributions and contributions to other pension and welfare schemes for all employees including directors who receive a salary

£ thousand	
54	

Include all

- overtime payments
- bonuses
- commissions
- holiday pay
- redundancy payments (less amounts reimbursed from government sources)
- insurance premiums for policies providing pensions and other staff benefits
- contributions to running costs of canteens, social centres, etc.

Exclude travelling expenses, lodging allowances, etc. which should be included in 5.3.

5.2 Purchases

£ thousand	
400	

Include

- construction materials
- stationery
- packaging materials
- goods purchased for resale without processing
- canteen purchases
- fuel (including petrol and DERV fuel)
- electricity
- water charges
- materials for use by you for producing capital items for your own use
- replacement parts for your own machinery, plant and road vehicles
- accessories and consumable tools bought as replacements
- any transfers of goods to you from other departments of your firm that are not covered by this return

Exclude

- land and buildings acquired for development and subsequent disposal

5.3 Other expenditure (except capital expenditure, which should be entered in Section 6)

£ thousand	
360	

Include

- the value of work done for you by sub-contractors
- amounts payable to other organisations for repairs and maintenance to your buildings (including rented buildings), vehicles, plant and machinery
- amounts payable for the rent of industrial buildings
- amounts payable for the hiring, leasing or renting of plant (including scaffolding), machinery and vehicles
- commercial insurance premiums payable
- bank charges (other than interest on loan capital)
- amounts payable to accountants, solicitors, surveyors, etc. excepting those amounts covered by Section 6
- amounts payable for technical and market research and advertising
- amounts paid for postage (including parcel services), telephones, telemessages and telex
- amounts payable to other organisations for transport within the UK

Exclude rates and vehicle licences.

6. CAPITAL EXPENDITURE IN THE YEAR (exclusive of deductible VAT)

Do not make any deduction for depreciation, amortisation or obsolescence.

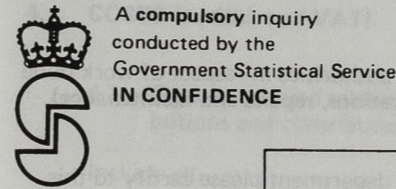
For more detail please see accompanying notes.

£ thousand
(exclusive of VAT)

	Acquisitions		Disposals	
6.1 New building work or other constructional work of a capital nature for your own use	201			
6.2 Land and existing buildings for your own use	202	203		
6.3 Vehicles	213	214		
6.4 Plant, machinery and other capital equipment	231	232		

NAME AND ADDRESS OF PERSON WHO SHOULD BE CONSULTED IF QUESTIONS ARISE ABOUT THIS RETURN (BLOCK CAPITALS PLEASE)

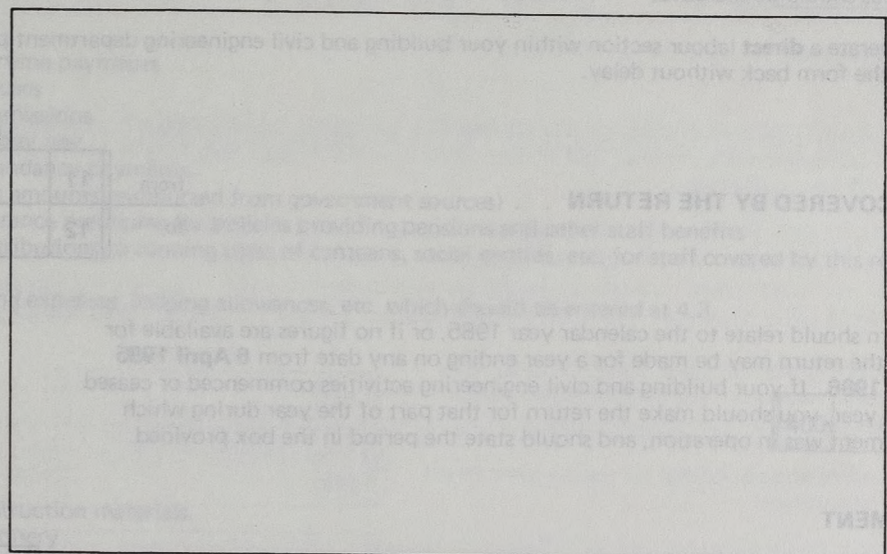
.....
 Telephone No. Ext Telex No.
 Signature Date



Department of Trade and Industry
BUSINESS STATISTICS OFFICE
 Government Buildings Cardiff Road
 Newport Gwent NP9 1XG
 Tel: Newport (0633) 56111 ext 2196
 Telex: 497121 Answer Back BSONPT G

FV 1

Please amend where appropriate the name, address and postcode



Please quote in any enquiry

NOTICE UNDER SECTION 3 OF THE STATISTICS OF TRADE ACT, 1947

The Secretary of State for Trade and Industry hereby requires you by law to provide to the Business Statistics Office the information called for in this inquiry form. Your return should be made for the year ended 31 December 1985, unless no figures are available for that period when the return may be made for your business year which ends between 6 April 1985 and 5 April 1986.

Please complete and return this form to the Business Statistics Office by 15 June 1986.

NB The information given by you will be treated as confidential in strict accordance with the Act and subject to the further restriction that information about individual businesses will be used and disclosed under Ministerial direction to other government departments for statistical purposes only, except that the names and addresses of individual businesses, their industrial classification and the numbers of persons of different descriptions employed by them may, if a Minister so directs, be made available to Ministers and officials of government departments who need them for carrying out their functions.

ANNUAL CENSUS OF PRODUCTION FOR 1985 - CONSTRUCTION INDUSTRY

Dear Contributor

We conduct this annual census to obtain up-to-date statistical information about the structure and development of industry in the United Kingdom. Census results are used in the construction of national accounts, the index of production and other statistical indicators. They also provide measures of industrial performance for use in industry and government departments. Comparisons may be made with results of similar inquiries that are being conducted in other countries of the European Community. The census has been designed in consultation with the Production Statistics Advisory Committee which is appointed under the Statistics of Trade Act 1947 and includes members from industry, the trade unions, the accountancy profession and the public services.

Census results, consisting of individual industry reports and a summary volume, will be available from Her Majesty's Stationery Office or from the above address.

Notes to help you complete your return are enclosed. If you have any difficulties or would like further information my staff will be pleased to help you. The telephone extension of the person dealing with this inquiry is shown above.

Yours faithfully

R. Ash
 R. ASH
 Director

DOES THIS FORM APPLY TO YOUR DEPARTMENT OR AUTHORITY?

This form should be completed by government departments and local and other public authorities in respect of work done by persons **directly** employed by them on building and civil engineering (**including alterations, repairs and maintenance**). No other activities should be included.

If you do not operate a **direct** labour section within your building and civil engineering department please certify to this effect and send the form back without delay.

1. PERIOD COVERED BY THE RETURN

	day	month	year
from	11	/	/
to	12	/	/

Your return should relate to the calendar year 1985, or if no figures are available for that year, the return may be made for a year ending on any date from **6 April 1985 to 5 April 1986**. If your building and civil engineering activities commenced or ceased during the year, you should make the return for that part of the year during which the department was in operation, and should state the period in the box provided.

2. EMPLOYMENT

Average number of persons on the payroll during the year

Number
34

Average employment may be estimated, for example, from the average of the figures for the last week of each calendar month.

INCLUDE All persons employed in connection with the building and civil engineering work undertaken by your direct labour department, whether full-time or part-time, including such a proportion of the total office and management staff as is fairly attributable to such work.

The figure given should cover manual wage earners; apprentices; working foremen; operatives engaged in transport work, stores and warehouses and in the manufacture of goods for sale; managers; architects; surveyors; engineers; other professional, research and design staff; draughtsmen; office staff; and supervisors who do not do manual work.

EXCLUDE Casual employees; park and green keepers; persons employed on the collection and disposal of house refuse, day-to-day maintenance work on street lighting, snow clearance, etc.; canteen workers (except where the canteen is run wholly or mainly in connection with the building or civil engineering work covered by this return).

3. TURNOVER (exclusive of VAT)

Value of building and civil engineering work carried out during the period, sales of goods and receipts for services rendered to other organisations (including hiring out of plant, machinery and scaffolding and rents for industrial buildings)

£ thousand
512

For more detail, please see accompanying notes.

4. COSTS (exclusive of VAT)

4.1 Gross wages and salaries paid, employers' National Insurance contributions and contributions to other pension and welfare schemes

£ thousand
54

Include all

- overtime payments
- bonuses
- commissions
- holiday pay
- redundancy payments (less amounts reimbursed from government sources)
- insurance premiums for policies providing pensions and other staff benefits
- contributions to running costs of canteens, social centres, etc. for staff covered by this return

Exclude travelling expenses, lodging allowances, etc. which should be entered at 4.3.

4.2 Purchases

£ thousand
400

Include

- construction materials
- stationery
- packaging materials
- goods purchased for resale without processing
- canteen purchases
- fuel (including petrol and DERV fuel) for heating, lighting, transport, etc.
- electricity
- water charges
- materials for use by you for producing capital items for your own use
- replacement parts for your own machinery, plant and road vehicles
- accessories and consumable tools bought as replacements
- any transfers of goods to you from other departments of your authority that are not covered by this return.

Exclude land and buildings acquired for development and subsequent disposal.

4.3 Other expenditure (except capital expenditure, which should be entered in Section 5)

£ thousand
360

Include

- amounts payable to other organisations for repairs and maintenance to **your direct labour department buildings** (including rented buildings), vehicles, plant and machinery;
- amounts payable for the rent of industrial buildings
- amounts payable for the hiring, leasing or renting of plant (including scaffolding), machinery and vehicles
- commercial insurance premiums payable
- bank charges (other than interest on loan capital)
- amounts payable to accountants, solicitors, surveyors, etc. excepting those amounts covered by section 5.
- amounts payable for technical and market research and advertising
- amounts paid for postage (including parcel services), telephones, telemessages and telex
- amounts payable to other organisations or departments of your Authority for transport within the UK of materials and labour

Exclude

- rates and vehicle licences

5. CAPITAL EXPENDITURE IN THE YEAR (exclusive of deductible VAT)

Do not make any deduction for depreciation, amortisation or obsolescence.

For more detail please see accompanying notes.

LAND AND BUILDINGS FOR USE BY YOUR DIRECT LABOUR DEPARTMENT, (excluding those acquired for development and subsequent disposal, and houses, schools and buildings built or acquired on behalf of other departments of your authority).

	£ thousand (exclusive of VAT)	
	Acquisitions	Disposals
5.1 New building work or other constructional work of a capital nature for use by your direct labour department	201	
5.2 Land and existing buildings for use by your direct labour department	202	203
5.3 Vehicles	213	214
5.4 Plant, machinery and other capital equipment	231	232

NAME AND ADDRESS OF PERSON WHO SHOULD BE CONSULTED IF QUESTIONS ARISE ABOUT THIS RETURN (BLOCK CAPITALS PLEASE)

.....

.....

.....

Telephone No. Ext Telex No.

Signature Date

Position in the Authority

WHATS NEW IN 1987 ?

MO4 - CENSUS OF OVERSEAS ASSETS - (TO BE PUBLISHED LATE SEPTEMBER)

This triennial publication was previously Business Monitor MA4 (supplement). Now to be published in its own right, the Monitor provides the book value of UK companies direct investment overseas. Also of overseas companies direct investment in the UK. Detailed geographical and industrial sector breakdowns are given together with balance sheet analyses.

MO14 - SURVEY OF SCIENTIFIC RESEARCH AND DEVELOPMENT WITHIN THE UK - (TO BE PUBLISHED EARLY SEPTEMBER)

The industrial research and development expenditure and employment statistics are collected every four years using a full census of activities in manufacturing and non-manufacturing enterprises. MO14 supplies detailed statistics from the censuses. The edition now being prepared will analyse results for 1985.

PA1008 - ENGINEERING : VOLUME INDICES OF SALES AND ORDERS - AVAILABLE NOW - PRICE £4.25

This new annual Business Monitor has been introduced as a replacement for the monthly Monitor PM 1000 and the quarterly Monitor PQ 1001. It provides volume indices of sales and orders for the engineering industries within SIC classes 32, 33, 34 and 37. It details the annual data from the present base year of 1980. The indices are based on the results of monthly and quarterly inquiries into sales and orders for establishments classified to the mechanical, electrical and instrument engineering activities of the above SIC classes.

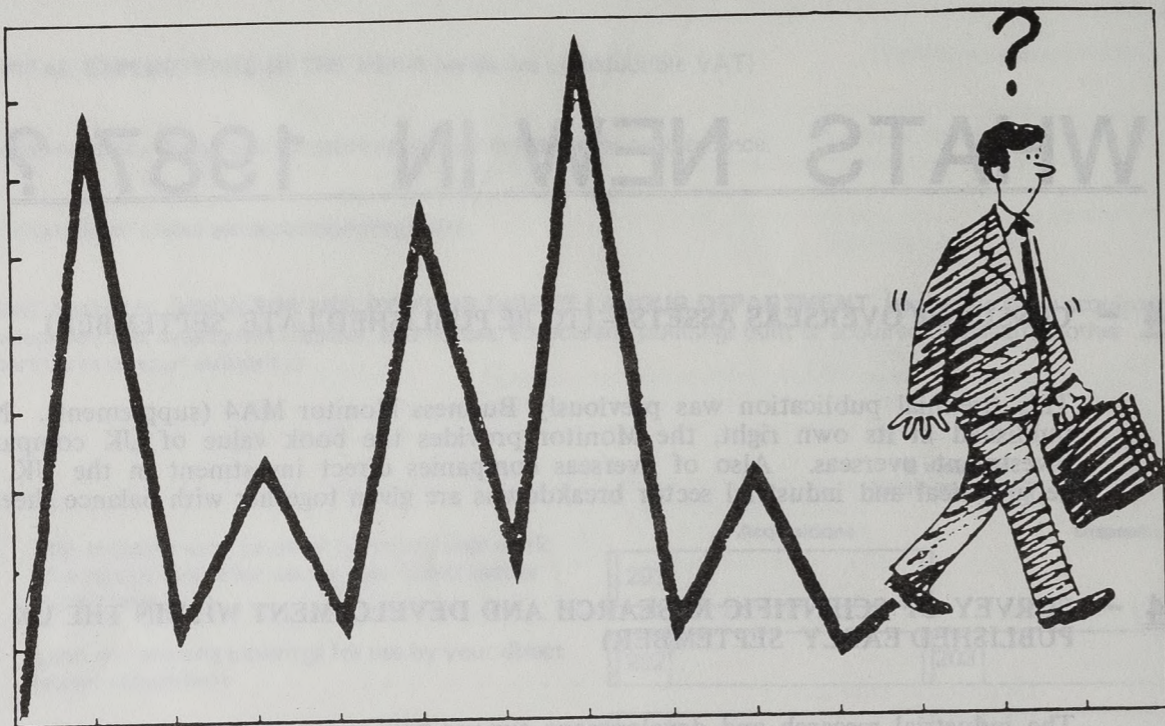
PO1008 - PURCHASES INQUIRY 1984 - AVAILABLE NOW - PRICE £17.50

Produced every five years this Monitor provides details of industry's purchases of materials and fuel. The results have been compiled on the basis of returns made by 10,000 of the UK's larger industrial establishments and as such they represent a comprehensive source of information on purchases. The Monitor contains the value of purchases in various categories of materials and fuel by over 200 activity headings by SIC. Estimates have also been made of quantities purchased for a small number of commodities, mainly fuels and agricultural produce.

Copies of the above Monitor are available from: HMSO Publications Centre, PO Box 276, London SW8 5DT, or by telephoning (01) 622 3316 (queueing system in operation), (01) 211 5656 (queueing system in operation), or from any HMSO Bookshop or Accredited Agent (see Yellow Pages).

Further information can be obtained by writing or telephoning: The Statistics Enquiry Point, BSO Library, Business Statistics Office, Government Buildings, Cardiff Road, Newport, Gwent NP9 1XG. (Telephone Newport (0633) 222973.

Newport Gwent NP9 1XG
(Tel. no. Newport (0633) 222973)



WITH BUSINESS MONITORS YOUR NEXT STEP WILL BE MORE CERTAIN . . .

Is this the **ONLY** Business Monitor that you need? Are you aware that this is only one of over 300 Business Monitors published monthly, quarterly and annually?

If you would like a **FREE** copy of our newly published revised brochure listing all the Business Monitors currently available, contact:-

The Library
Business Statistics Office
Government Buildings
Cardiff Road
Newport Gwent NP9 1XG
(Tel no. Newport (0633) 222973)



HMSO publications are available from:

HMSO Publications Centre

(Mail and telephone orders only)
PO Box 276, London SW8 5DT
Telephone orders (01) 622 3316 (queuing system in operation)
General enquiries (01) 211 5656 (queuing system in operation)

HMSO Bookshops

49 High Holborn, London, WC1V 6HB (01) 211 5656 (Counter service only)
258 Broad Street, Birmingham, B1 2HE (021) 643 3757
Southey House, 33 Wine Street, Bristol, BS1 2BQ (0272) 24306/24307
9-21 Princess Street, Manchester, M60 8AS (061) 834 7201
80 Chichester Street, Belfast, BT1 4JY (0232) 234488
13a Castle Street, Edinburgh, EH2 3AR (031) 225 6333

HMSO's Accredited Agents

(see Yellow Pages)

And through good booksellers

'Brief extracts from this publication may be reproduced provided the source is fully acknowledged. Proposals for reproduction of larger extracts should be addressed to the Librarian, Business Statistics Office, Government Buildings, Cardiff Road, Newport, Gwent NP9 1XG.'

© Crown copyright 1987
First published 1987

£6.50 net
ISBN 0 11 514487 0

82
k

